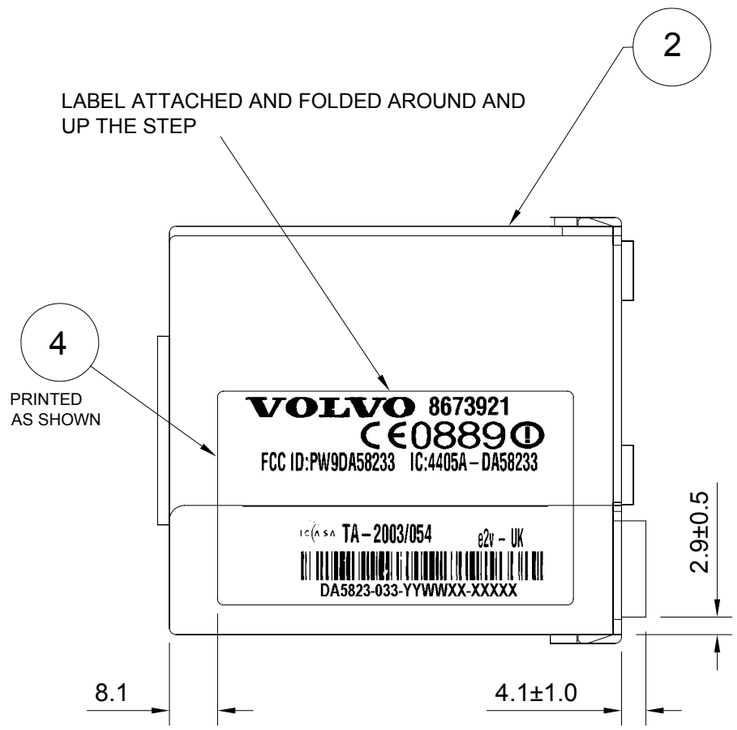

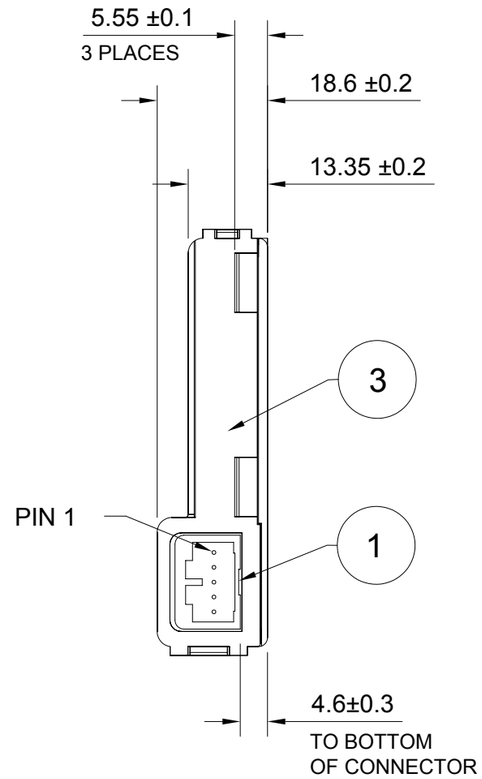

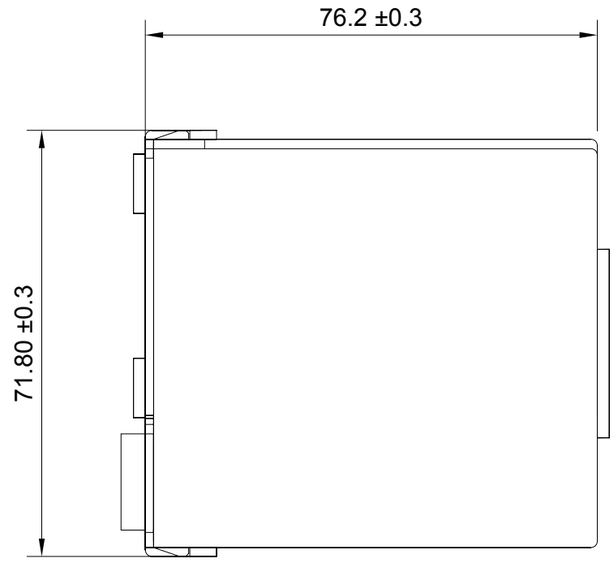

ASSEMBLE IN CONJUNCTION WITH LBF 5823-033/001

SPECIFICATION REQUIREMENTS
AT 25±5°C

SUPPLY:- +12 ± 0.5 VOLTS
POWER:- -5 TO +5dB
AVERAGE CURRENT:- 2.7mA MAX
(10mA PEAK)
AVERAGE CURRENT (-40 TO +85°C):- 2.7mA MAX
FREQUENCY:- 2448MHz TO 2452MHz
SENSITIVITY:- 16.3 TO 17.7dB
AT GAIN STEP 55
TRIGGER PULSE:- 1000±100mS
ADDRESS '0'

PIN	FUNCTION
1	+ 12V
2	N/C
3	O/P PROG
4	N/C
5	GND

MATERIAL

FINISH

MODELLED

DRAWN D FARLEY

CHECKED

APPROVED

THIRD ANGLE PROJECTION

SCALE 1:1

SHOULD THIS DRAWING BE DISTRIBUTED ELECTRONICALLY, THE DATA CONTAINED MUST BE CHECKED WITHIN THE DIMENSIONAL CONSTRAINTS SHOWN BEFORE TRANSFER TO ANY FORM OF COMPUTER AIDED MANUFACTURE.

GENERAL TOLERANCE UNLESS OTHERWISE STATED
LINEAR ± 3.0 ANGULAR ±

MACHINED FINISH (BS:1134) UNLESS OTHERWISE STATED

SECURITY CLASSIFICATION
COMMERCIAL IN CONFIDENCE

PROJECT SAFETY OFFICER (PSO)

e2v

e2v technologies limited
Carholme Road, Lincoln, Lincolnshire
LN1 1SF United Kingdom

autocad

TITLE
FINAL ASSEMBLY

DOCUMENT IDENTITY
A0514D

REVISION 5 ECR 27483 DATE 9-12-03

SHEET 1 OF 1

ALL DIMENSIONS IN mm UNLESS OTHERWISE STATED. IMPERIAL AND AUXILIARY DIMENSIONS IN BRACKETS. DIMENSIONS AND TOLERANCES APPLY TO THE MANUFACTURED PART INCLUDING ANY FINISH THIS DOCUMENT SPECIFIES. REMOVE ALL BURRS AND SHARP EDGES.
FOR GENERAL MANUFACTURING INSTRUCTIONS SEE CP5-3-5. FOR EXPLANATION OF DRAWING TERMS AND SYMBOLS REFER TO BS:8888 OR BS:308.

A3
5063b-2

©e2v technologies limited 2003. A Limited Company Registered in England No. 432014. Registered Office: 106 Waterhouse Lane, Chelmsford CM1 2QU, UK.
Holding Company: e2v holdings limited. This document is supplied by e2v technologies limited on the express understanding that it is to be treated as confidential and that it may not be copied, used or disclosed to others in whole or in part for any purpose except as authorised in writing by e2v technologies limited.