


RF EXPOSURE REPORT

| | |
|-----------|---|
| Applicant | The House of Marley. LLC |
| Address | 3000 Pontiac Trail, Commerce Township, Michigan 48390 United States |



| | |
|-------------------------------------|---|
| Manufacturer or Supplier | The House of Marley. LLC |
| Address | 3000 Pontiac Trail, Commerce Township, Michigan 48390 United States |
| Product | Soul Rebel |
| Brand Name | Marley,  |
| Model | EM-JT401 |
| Additional Model & Model Difference | N/A |
| Date of tests | May 22, 2025 ~ Jun. 04, 2025 |

☒ **FCC Part 2 (Section 2.1091)**

☒ **KDB 447498 D01 V06**

☒ **IEEE C95.1**

CONCLUSION: The submitted sample was found to COMPLY with the test requirement

| | |
|---|--|
| Prepared by Lucas Chen Project Engineer / EMC Department | Approved by Glyn He Assistant Manager / EMC Department |
|  |  |
| | Date: Jul. 29, 2025 |

This report is governed by, and incorporates by reference, the Conditions of Testing as posted at the date of issuance of this report at <http://www.bureauveritas.com/home/about-us/our-business/cps/about-us/terms-conditions/> and is intended for your exclusive use. Any copying or replication of this report to or for any other person or entity, or use of our name or trademark, is permitted only with our prior written permission. This report sets forth our findings solely with respect to the test samples identified herein. The results set forth in this report are not indicative or representative of the quality or characteristics of the lot from which a test sample was taken or any similar or identical product unless specifically and expressly noted. Our report includes all of the tests requested by you and the results thereof based upon the information that you provided to us. Measurement uncertainty is only provided upon request for accredited tests. Statements of conformity are based on simple acceptance criteria without taking measurement uncertainty into account, unless otherwise requested in writing. You have 60 days from date of issuance of this report to notify us of any material error or omission caused by our negligence or if you require measurement uncertainty; provided, however, that such notice shall be in writing and shall specifically address the issue you wish to raise. A failure to raise such issue within the prescribed time shall constitute your unqualified acceptance of the completeness of this report, the tests conducted and the correctness of the report contents. unqualified acceptance of the completeness of this report, the tests conducted and the correctness of the report contents.

Table of Contents

| | |
|---|---|
| RELEASE CONTROL RECORD | 3 |
| 1. CERTIFICATION..... | 4 |
| 2. RF EXPOSURE LIMIT | 5 |
| 3. MPE CALCULATION FORMULA..... | 5 |
| 4. CLASSIFICATION | 5 |
| 5. ANTENNA GAIN | 6 |
| 6. CALCULATION RESULT OF MAXIMUM CONDUCTED POWER..... | 6 |




Test Report No.: FM2505WDG0258

RELEASE CONTROL RECORD

| ISSUE NO. | REASON FOR CHANGE | DATE ISSUED |
|---------------|-------------------|---------------|
| FM2505WDG0258 | Original release | Jul. 29, 2025 |

1. CERTIFICATION

| | |
|------------------------|--|
| FCC ID: | PVB-EMJT401 |
| PRODUCT: | Soul Rebel |
| BRAND NAME: |  Marley, MARLEY |
| MODEL NO.: | EM-JT401 |
| ADDITIONAL NO.: | N/A |
| APPLICANT: | The House of Marley. LLC |
| STANDARDS: | FCC Part 2 (Section 2.1091) |
| | KDB 447498 D01 V06 |
| | IEEE C95.1 |

2. RF EXPOSURE LIMIT

LIMITS FOR MAXIMUM PERMISSIBLE EXPOSURE (MPE)

| FREQUENCY RANGE (MHz) | ELECTRIC FIELD STRENGTH (V/m) | MAGNETIC FIELD STRENGTH (A/m) | POWER DENSITY (mW/cm ²) | AVERAGE TIME (minutes) |
|---|-------------------------------|-------------------------------|-------------------------------------|------------------------|
| LIMITS FOR GENERAL POPULATION / UNCONTROLLED EXPOSURE | | | | |
| 300-1500 | ... | ... | F/1500 | 30 |
| 1500-100,000 | ... | ... | 1.0 | 30 |

F = Frequency in MHz

3. MPE CALCULATION FORMULA

$$P_d = (P_{out} \cdot G) / (4 \cdot \pi \cdot r^2)$$

where

P_d = power density in mW/cm²

P_{out} = output power to antenna in mW

G = gain of antenna in linear scale

π = 3.1416

R = distance between observation point and center of the radiator in cm

4. CLASSIFICATION

The antenna of this product, under normal use condition, is at least 20cm away from the body of the user. So, this device is classified as **Mobile Device**.

5. ANTENNA GAIN

The antennas provided to the EUT, please refer to the following table:

| Transmitter Circuit | Peak Gain (dBi) | Antenna Type |
|---------------------|-----------------|--------------|
| Chain 0 | 0.26 | PCB Antenna |

6. CALCULATION RESULT OF MAXIMUM CONDUCTED AV POWER

The tuned conducted Average Power (declared by client)

| Mode | Frequency (MHz) | Target Power (dBm) | Tolerance (dBm) | Lower Tolerance (dBm) | Upper Tolerance (dBm) |
|-------|-----------------|--------------------|-----------------|-----------------------|-----------------------|
| GFSK | 2402-2480 | -1 | ± 2 | -3 | 1 |
| 8DPSK | 2402-2480 | -1 | ± 2 | -3 | 1 |

The measured conducted Average Power

| Mode | Frequency (MHz) | Averaged Power (dBm) |
|-------|-----------------|----------------------|
| GFSK | 2402 | -1.05 |
| 8DPSK | 2402 | -1.28 |

| FREQUENCY BAND (MHz) | MAX AVERAGE POWER (dBm) | ANTENNA GAIN (dBi) | DISTANCE (cm) | POWER DENSITY (mW/cm ²) | LIMIT (mW/cm ²) |
|----------------------|-------------------------|--------------------|---------------|-------------------------------------|-----------------------------|
| 2402-2480 | 1 | 0.26 | 20 | 0.000266 | 1.0 |

Conclusion

Therefore, this device complies with FCC's RF radiation exposure limits for the general population without SAR evaluation

--- END ---