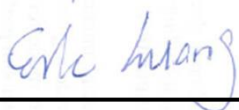


RF Exposure Evaluation Report

APPLICANT : Wistron Corporation
EQUIPMENT : Tablet PC
BRAND NAME : Lenovo
MODEL NAME : TP00082A
FCC ID : PU5-TP00082ASI
STANDARD : FCC 47 CFR Part 2 (2.1093)
ANSI/IEEE C95.1-1992
IEEE 1528-2013

We, SPORTON INTERNATIONAL INC., would like to declare that the tested sample has been evaluated in accordance with the procedures and had been in compliance with the applicable technical standards.

The test results in this report apply exclusively to the tested model / sample. Without written approval of SPORTON INTERNATIONAL INC., the test report shall not be reproduced except in full.



Reviewed by: Eric Huang / Deputy Manager



Approved by: Jones Tsai / Manager



SPORTON INTERNATIONAL INC.

No.52, Hwa Ya 1st Rd., Hwa Ya Technology Park, Kwei-Shan District, Taoyuan City, Taiwan (R.O.C.)



Table of Contents

1. Administration Data	3
2. Equipment Under Test (EUT) Information	3
2.1 General Information	3
3. Antenna location	4
4. Simultaneous Transmission Analysis	5
5. Exposure Distribution Overlap	6

Revision History

REPORT NO.	VERSION	DESCRIPTION	ISSUED DATE
FA5N2711-17	Rev. 01	Initial issue of report	Apr. 24, 2017



1. Administration Data

Testing Laboratory	
Test Site	SPORTON INTERNATIONAL INC.
Test Site Location	No.52, Hwa Ya 1st Rd., Hwa Ya Technology Park, Kwei-Shan District, Taoyuan City, Taiwan (R.O.C.) TEL: +886-3-327-3456 FAX: +886-3-328-4978

Applicant	
Company Name	Wistron Corporation
Address	21F, No. 88, Sec. 1, Hsin Tai Wu Rd., Hsichih Dist, New Taipei City 221, Taiwan R.O.C.

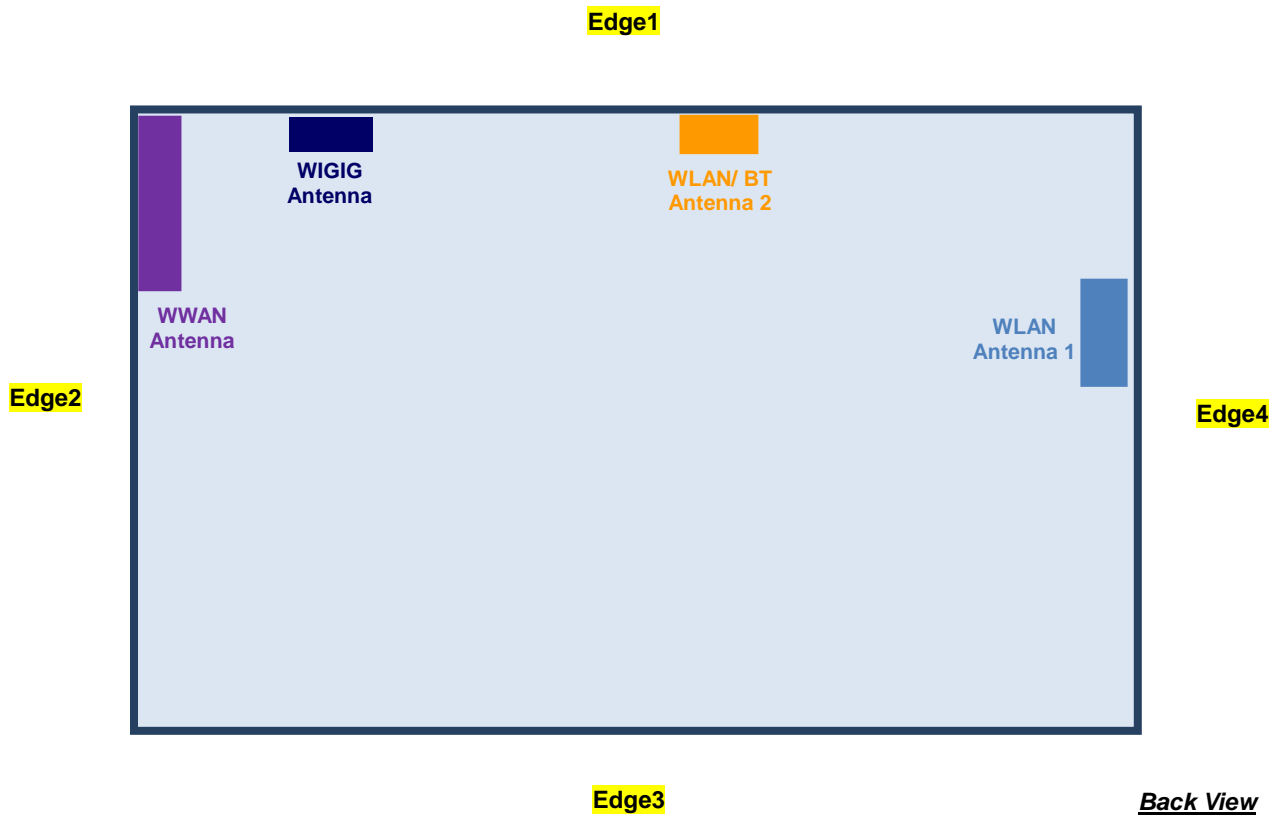
Manufacturer	
Company Name	Wistron Corporation
Address	21F, No. 88, Sec. 1, Hsin Tai Wu Rd., Hsichih Dist, New Taipei City 221, Taiwan R.O.C.

2. Equipment Under Test (EUT) Information

2.1 General Information

Product Feature & Specification	
Equipment Name	Tablet PC
Brand Name	Lenovo
Model Name	TP00082A
FCC ID	PU5-TP00082ASI
Integrated WWAN Module	Brand Name: Sierra Wireless Model Name: EM7455
Integrated WLAN Module	Brand Name: Intel Model Name: 8265D2W
Integrated WiGig Module	Brand Name: Intel Model Name: 11000D2W

3. Antenna location





4. Simultaneous Transmission Analysis

NO.	Simultaneous Transmission Configurations	Support
1.	WWAN + WLAN ANT1 + WLAN ANT2 + WiGig	Yes
2.	WWAN + WLAN ANT1 + Bluetooth ANT2 + WiGig	Yes

General Note:

- (1) The Intel WiGig module is intended to be integrated in to this host, Lenovo TP00082A, and this has been certified via the Class II permissive change under FCC ID: PD911000D2 on 05/27/2016. This report is to address the RF exposure for the simultaneous transmission of WWAN + WLAN + WiGig.
- (2) The WWAN and WLAN SAR results are referenced from the report of FCC ID: PU5-TP00082ASI, certified on 12/19/2016 (Sporton Report No. FA5N2711-08)
- (3) The WiGig RF exposure results are referenced from the report of FCC ID: PD911000D2, certified on 05/27/2016 (Intel Report No. 15121701.TR01)

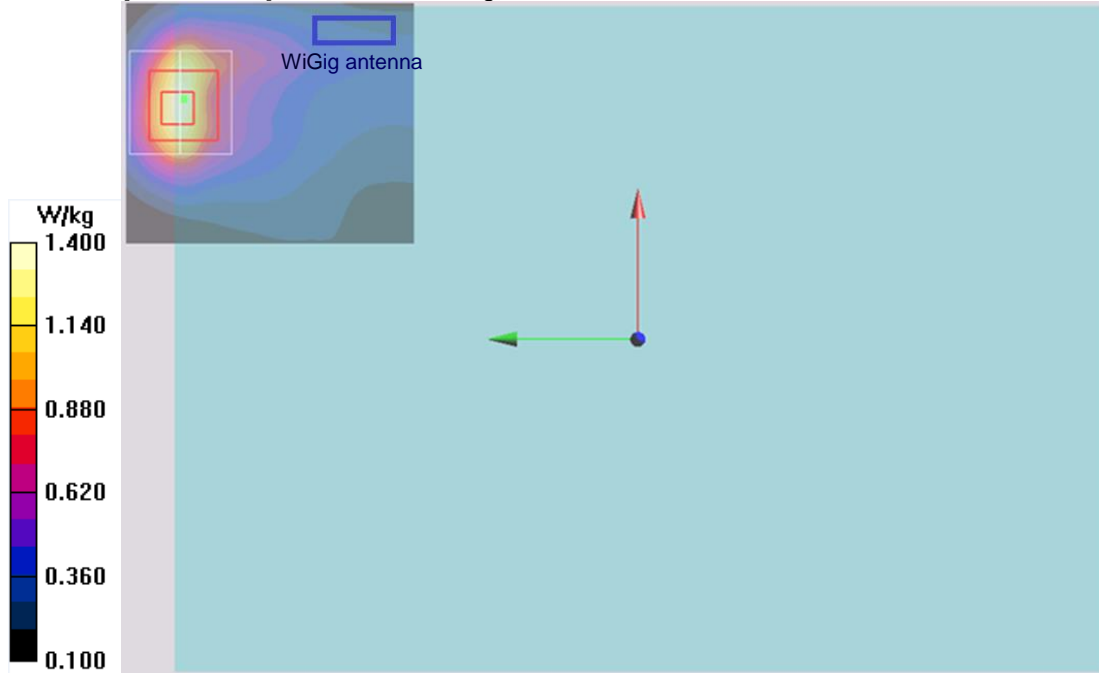
Exposure Position		Edge1	Edge2	Edge3	Edge4	Bottom Face
SAR	Highest WWAN SAR (W/kg) WCDMA Band II/IV/V LTE band 2/4/5/7/12/13/25/26/41	0.624	1.289	0.074	0.031	1.297
	Highest WLAN Antenna 1. SAR (W/kg) 2.4GHz 802.11 b/g/n 5GHz 802.11 a/n/ac	-	-	-	0.861	1.085
	Highest WLAN Antenna 2. SAR (W/kg) 2.4GHz 802.11 b/g/n 5GHz 802.11 a/n/ac Bluetooth BR/EDR/LE/HS	0.919	-	-	-	1.182
	Simultaneous SAR consideration	When SAR summation $\geq 1.6W/kg$, the SPLSR ≤ 0.04				
Power density	Highest WiGig power density (W/cm ²)	-	-	-	-	0.6095
Simultaneous TX analysis: (MPE_eval / MPE_limit) + (SAR_eval / SAR_limit)		Not required ⁽¹⁾	Not required ⁽¹⁾	Not required ⁽¹⁾	Not required ⁽¹⁾	compliant⁽²⁾

Remark:

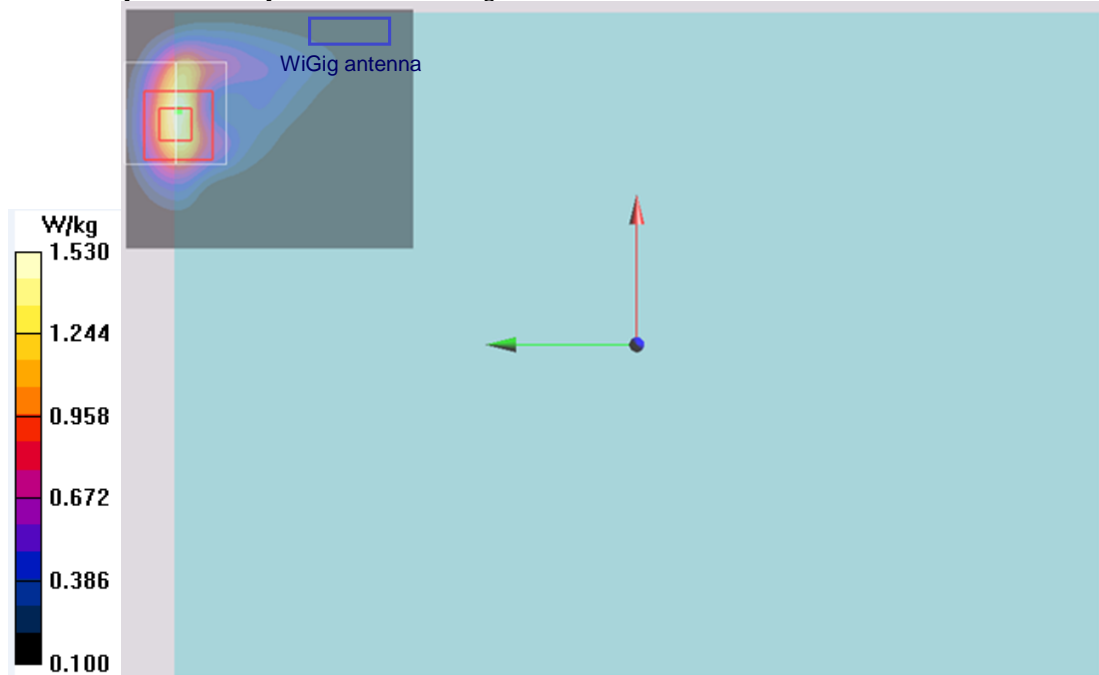
- 1. As referenced in the RF exposure report of FCC ID: PD911000D2, the 60GHz RF energy in these directions is relatively low and it's not required to evaluate.
- 2. In the section 5, it's justified that there is no exposure distribution overlap between WiGig and WWAN or WLAN SAR hotspot distribution.

5. Exposure Distribution Overlap

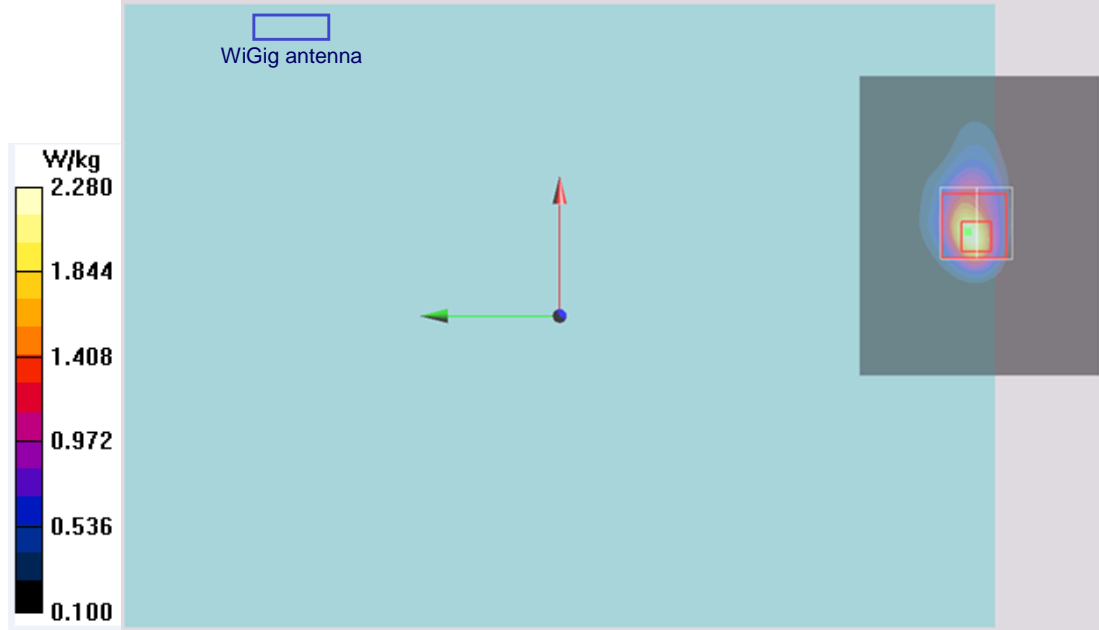
[Bottom Face] WWAN with WiGig at 11mm



[Bottom Face] WWAN with WiGig at 0mm



[Bottom Face] WLAN Antenna 1 with WiGig at 0mm



[Bottom Face] WLAN Antenna 2 with WiGig at 0mm

