

## Appendix C. Setup Photographs


### <Radiated Emission>

Y Plane for EN-DC 13A\_n2A / EN-DC 66A\_n2A / EN-DC 2A\_n5A /  
EN-DC 2A\_n66A / EN-DC 5A\_n66A / EN-DC 13A\_n66A / EN-DC  
48A\_n66A

LF




HF





**SHF**




**Z Plane for EN-DC 5A\_n2A / EN-DC 48A\_n5A / EN-DC 66A\_n5A**


**LF**



**HF**



SHF



————THE END————