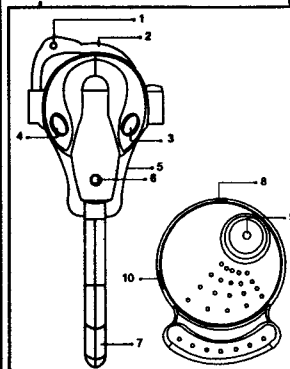


1. Wireless Portable Handsfree



1. Hang Hole
2. Earhand Hanger
3. Receiving Bottom
4. Channel Bottom
5. Charger
6. LED 1
7. Microphone
8. Phone Jack
9. LED 2
10. Charger

2. Set Up Procedure



1. Before using wireless Portable Handsfree, automobile phone should be set to "automatically response". Otherwise, When coming the phone call, it must press the receiving bottom on your personal phone call or earphone to receive phone call.
2. Li-Ion recharge at first time, it takes 8 hours at least to ensure battery using efficiency.

1. Set up battery



Put battery in portable and earphone within 30 seconds. When finishing set up, LED will show the light from sparkling to permanent, it means the connection set up successful.

When put battery, the arrow should upward.

2. Connect portable and Hand Phone



This product's portable (ZY-701B) will connect with our personal hand phone by 2.54 extension line. One plug into ZY-701B portable and the other one plug into personal hand phone and it could start to talk.

Please connect red plug with NOKIA brand cellular phone.



While using this produce, the hand phone must have 2.54 type of plug. If the hand phone doesn't have 2.54 plug it must transfer from the other plug to connect it.

3. Power bottom



When using this product, press the power to standby situation.

4. Channel Exogange



When it has interfered during the communication, to press once the exchange channel bottom from the car handsfree, it would jump to the other channel to avoid interference. But, if an interference sign is too strong, it may possible completed disturbing all channels in our product.

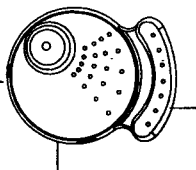
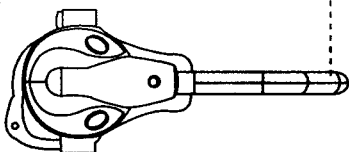
5. Warning sound and flash light happened

- a. "Do-Do", after two short sound, LED would flash twice, it means portable's signal is not well.
- "Pu-Pu", after two short sound, LED would flash twice, it means car handsfree's signal is not well. The user must short up the distance immediately until the warning sound disappeared in order to keep the quality.
- b. "Do", after one short sound, LED would flash twice, it means the power of Portable battery is not enough.
- "Pu", after one short sound, LED would flash twice, it means the power of car Handsfree battery is not enough. It's better to charge the battery power immediately; LED would finish charged from green light to orange light.

6. Battery information

- a. full charge 2-3hr
- b. communication 4-5hr
- c. stand by 72hr
- d. Li-Li battery use only

Wireless Portable Handsfree



Multi-Channel Wireless Portable Handsfree

Notice: The changes or modifications not expressly approved by the party responsible for compliance could void the user's authority to operate the equipment.

Model:ZY701A
FCC ID:PKI701001A

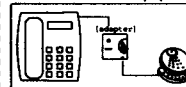
Model:ZY701B
FCC ID:PKI701001B

THIS DEVICE COMPLIES WITH PART 15 OF THE FCC RULES. OPERATIONS IS SUBJECT TO THE FOLLOWING TWO CONDITIONS:
(1) THIS DEVICE MAY NOT CAUSE HARMFUL INTERFERENCE AND
(2) THIS DEVICE MUST ACCEPT ANY INTERFERENCE RECEIVED INCLUDING INTERFERENCE THAT MAY CAUSE UNDESIRABLE OPERATION.

The distance of talking should less than 3m, but it will depend on the environments different. And the signal's distance will also depend on interfere and non-interfere. If there's long time didn't use this product, it's better to take out of battery.

3. Applience of Wireless Portable Handsfree

1. Communication equipment



Telephone

2. Electronic products



PDA/Recorder Digital

3. Computer



Personal Computer / Note Book

4. Audio System



CD player / Radio / MP3

The plug only available for electronic products. 2.54 other specifications needs transfer adapter.