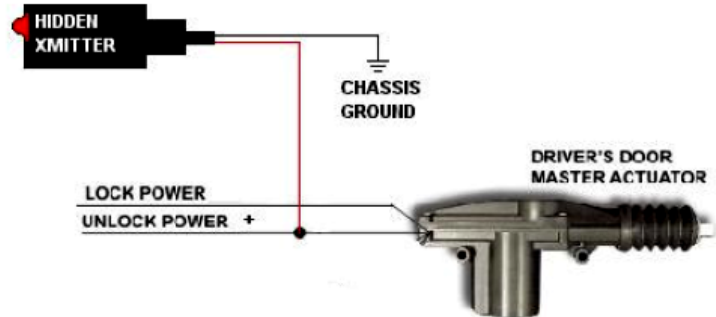


SECRET CIRCUIT TRANSMITTER INSTALLATION

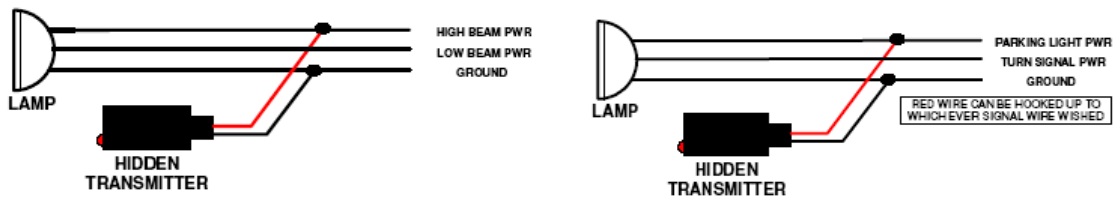
CDL INSTALLATIONS:

Usually the actuator power wire can be easily accessed behind or just above the drivers kick panel. If the vehicle uses single wire signals (As in later GM models) the unlock power wire will have to be tapped between the drivers door module (located inside drivers door) and the actuator itself.

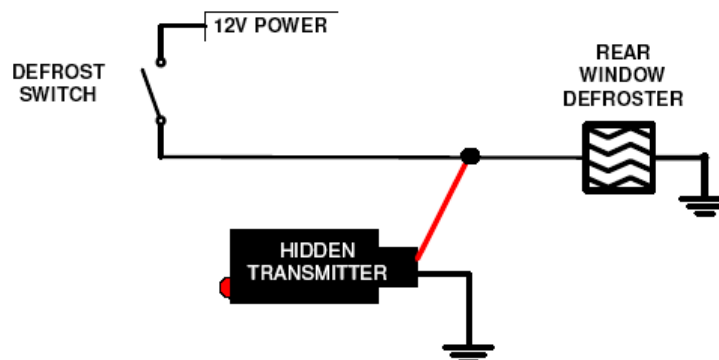
Find the wire that goes hot when the door is unlocked and T tap the red wire into that wire. Hook the other wire to a good metal ground point within the door. The color of unlock wire sourced will vary with each make and model.



PARKING OR PASSING LIGHT INSTALLATIONS:



OTHER APPLICATION POINTS EXAMPLES:



CAUTION:

To assure continued FCC compliance:

- Any changes or modifications not expressly approved by the grantee of this device could void the user's authority to operate the equipment.

FCC Label Compliance Statement:

- This device complies with Part 15 of the FCC Rules. Operation is subject to the following two conditions: (1) this device may not cause harmful interference, and (2) this device must accept any interference received, including interference that may cause undesired operation.