

FIGURE 1
ELECTRONIC BALLAST (M/N: TP120-1/32 IS)
COVER REMOVED




FIGURE 2
ELECTRONIC BALLAST (M/N: TP120-1/32 IS)
MAIN BOARD (COMPONENT SIDE)




FIGURE 3
ELECTRONIC BALLAST (M/N: TP120-1/32 IS)
MAIN BOARD (SOLDERED SIDE)




FIGURE 4
ELECTRONIC BALLAST (M/N: TP120-2/32 IS)
COVER REMOVED




FIGURE 5
ELECTRONIC BALLAST (M/N: TP120-2/32 IS)
MAIN BOARD (COMPONENT SIDE)




FIGURE 6
ELECTRONIC BALLAST (M/N: TP120-2/32 IS)
MAIN BOARD (SOLDERED SIDE)




FIGURE 7
ELECTRONIC BALLAST (M/N: TP120-3/32 IS)
COVER REMOVED




FIGURE 8
ELECTRONIC BALLAST (M/N: TP120-3/32 IS)
MAIN BOARD (COMPONENT SIDE)




FIGURE 9
ELECTRONIC BALLAST (M/N: TP120-3/32 IS)
MAIN BOARD (SOLDERED SIDE)




FIGURE 10
ELECTRONIC BALLAST (M/N: TP120-4/32 IS)
COVER REMOVED




FIGURE 11
ELECTRONIC BALLAST (M/N: TP120-4/32 IS)
MAIN BOARD (COMPONENT SIDE)




FIGURE 12
ELECTRONIC BALLAST (M/N: TP120-4/32 IS)
MAIN BOARD (SOLDERED SIDE)

