


Testing Appendix

EUT Setup Photos

Model Name: NP960QHA, NP964QHA, NT960QHA, NT960QHZ, NT961QHA

< Laptop >




Bottom of EUT with 0mm Gap




Left Edge of EUT with 0mm Gap

Testing Appendix




Right Edge of EUT with 0mm Gap




Bottom of EUT Power Density Setting

Testing Appendix

< Tablet >




Rear Face of EUT with 0mm Gap




Left Side of EUT with 0mm Gap

Testing Appendix




Right Side of EUT with 0mm Gap

Testing Appendix



Left Side of EUT Power Density Setting



Right Side of EUT Power Density Setting

Testing Appendix

Photographs of EUT <Laptop Mode>



Front Side of EUT



Rear Side of EUT

Testing Appendix



Top Side of EUT



Bottom Side of EUT

Testing Appendix



Left Side of EUT



Right Side of EUT

Testing Appendix



Inside of EUT

Testing Appendix

<Tablet Mode>



Front Side of EUT



Rear Side of EUT

Testing Appendix



Top Side of EUT



Bottom Side of EUT

Testing Appendix



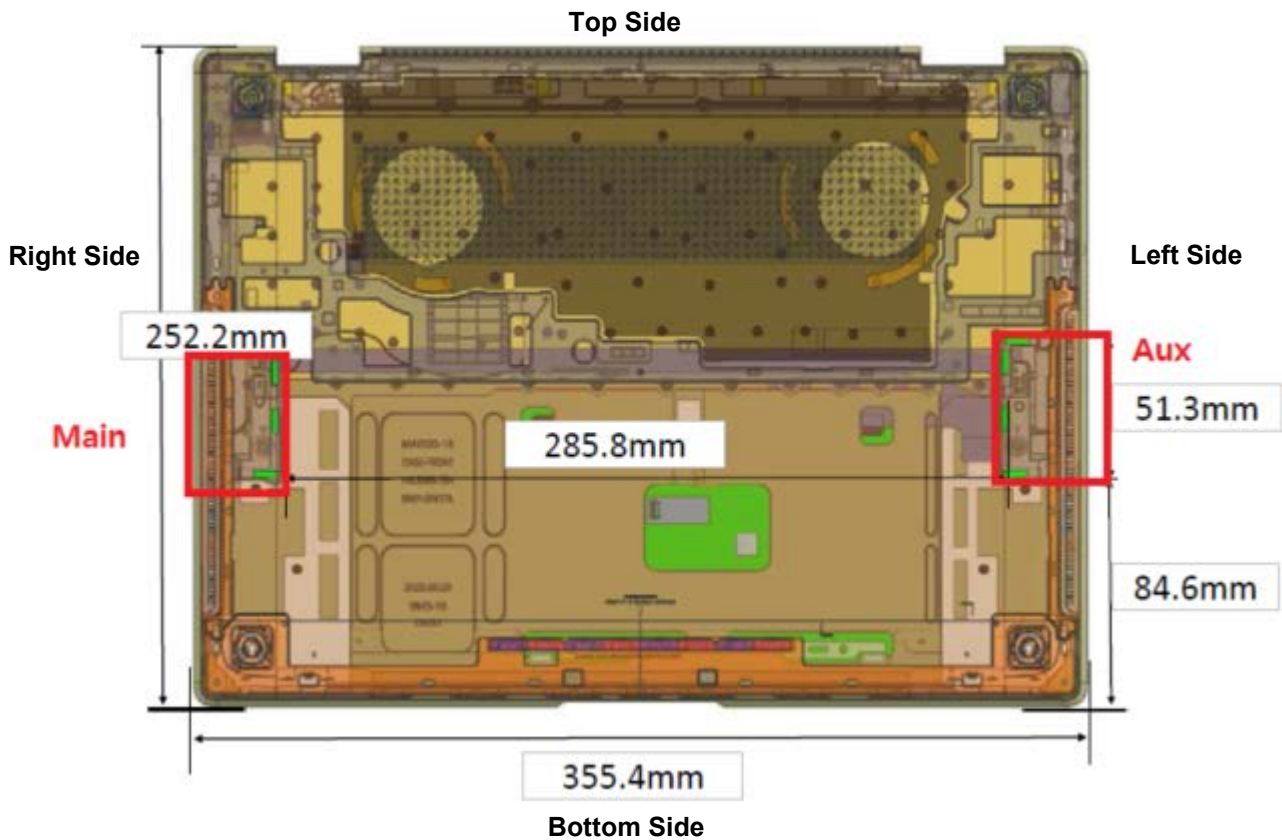
Left Side of EUT



Right Side of EUT

Testing Appendix

Antenna Location



Antenna	To left Side	To Right Side	To Top Side	To Bottom Side
	(mm)	(mm)	(mm)	(mm)
Ant Aux	0	320.6	116.3	84.6
Ant Main	320.6	0	116.3	84.6