










Annex F. Photographs





F.1 Test Sample

<p>NGW Module : 231120-05.S19 (Front)</p> 	<p>NGW Module: 231120-05.S19 (Back)</p> 
<p>Platform Extender : 230526-08.S03</p> 	<p>Laptop: 200904-01.S10</p> 

F.2 Test positions


Front Face 5mm	Back Face 5mm
	
Left Edge 5mm	Right Edge 5mm
	
Top Edge 5mm	
	

F.3 Antenna host platform location and adjacent edge positions relative to the body

Antenna Front View	Antenna Back View
	
General Setup	Antenna Positions
	

F.4 Phantom liquid level during measurements

ELI phantom Head liquid SAR Dasy SPEAG HBBL600-10000 Batch -230426-1



End of the report

This page is intentionally left blank and marks the last page of the test report.