


# Annex G. Photographs

## G.1 Test Sample



**G.2 PD Test positions**



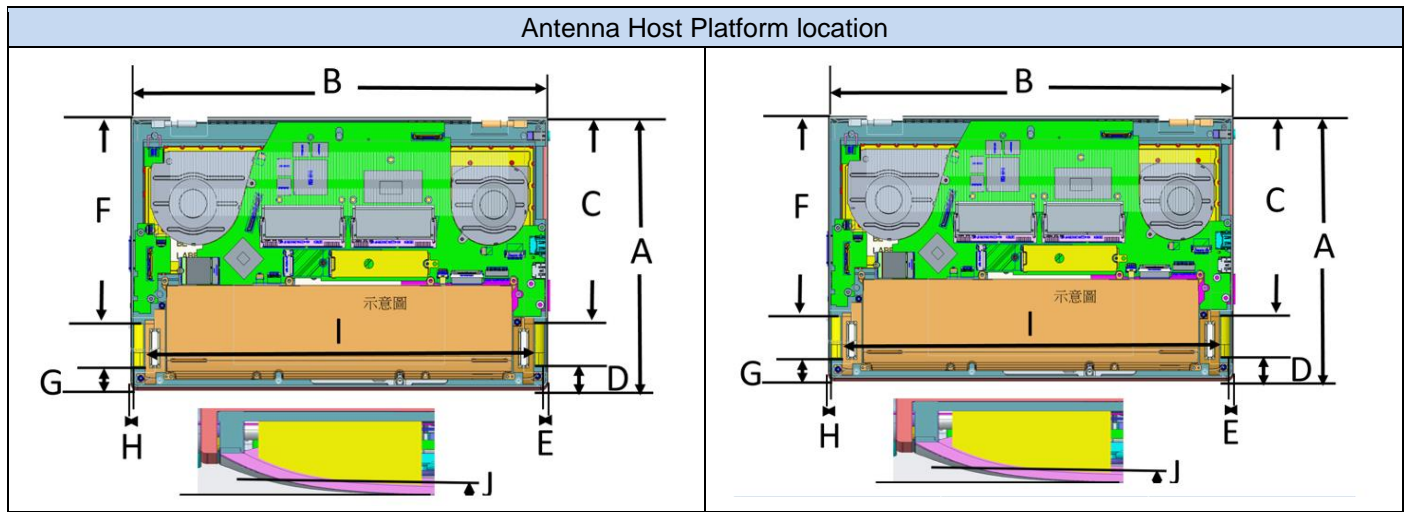
**G.3 SAR Test position**

Laptop 220114-01.S02



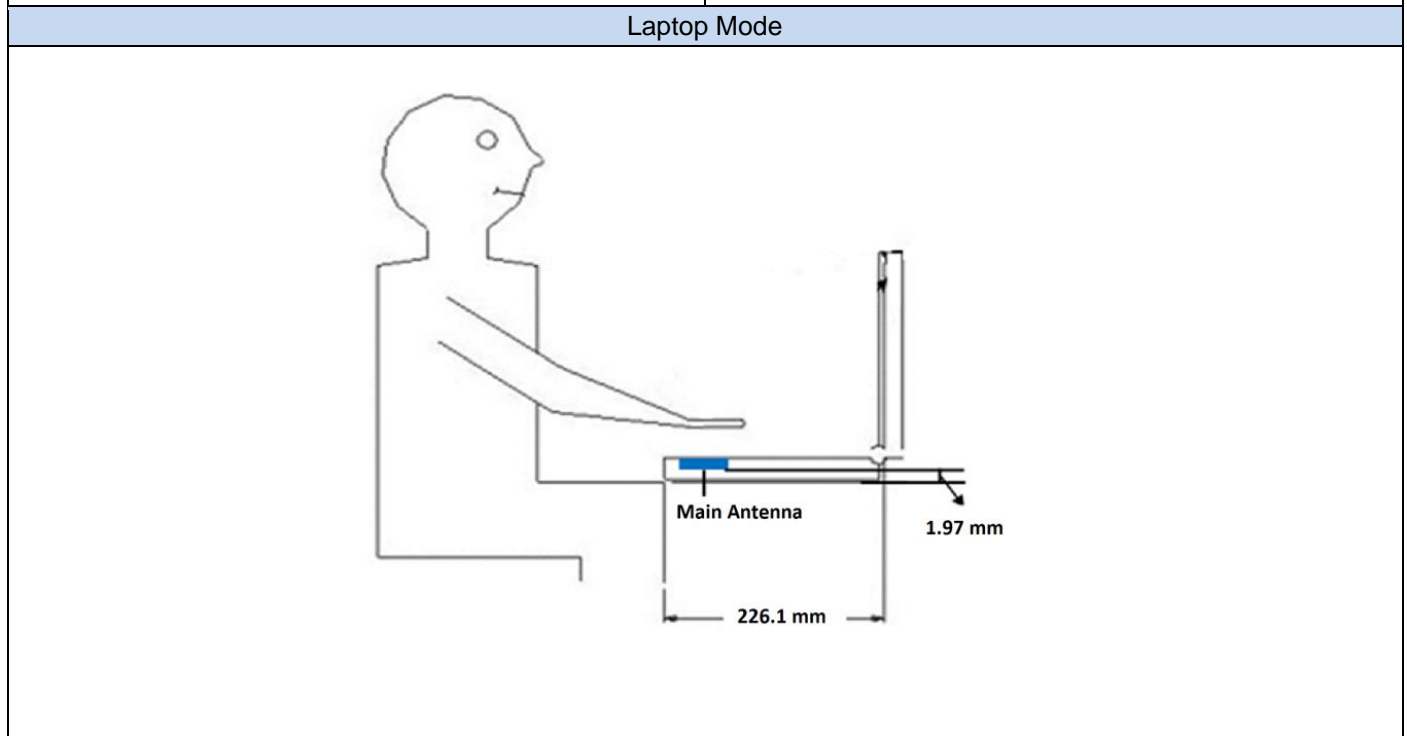
### G.4 Antenna host platform location and adjacent edge positions relative to the body

All information (diagrams, values and dimensions) in this section is provided by the manufacturer




**Antenna Host Platform location**

Item	Location	distance
A	SYSTEM Y	226.1
B	SYSTEM X	314
C	WLAN-main to edge	188.05
D	WLAN-main to edge	16.94
E	WLAN-main to edge	6.8
F	WLAN-aux to edge	187.15
G	WLAN-aux to edge	16.75
H	WLAN-aux to edge	6.8
I	WLAN-aux to WLAN-main	274.6
J	WLAN to table	1.97



**G.5 Phantom liquid level during measurements**

ELI phantom Head liquid SAR SPEAG HBBL600-1000V6 Batch - 210331-01



**End of the report**

**This page is intentionally left blank and marks the last page of the test report.**