





Annex F. Photographs

F.1 Test Sample

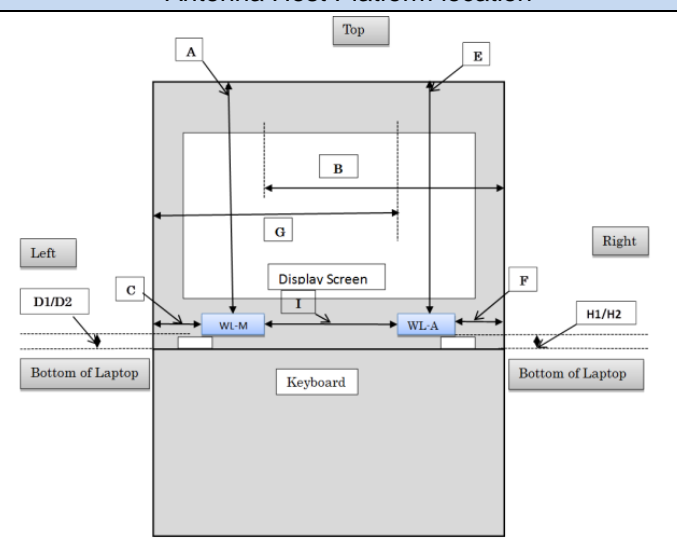
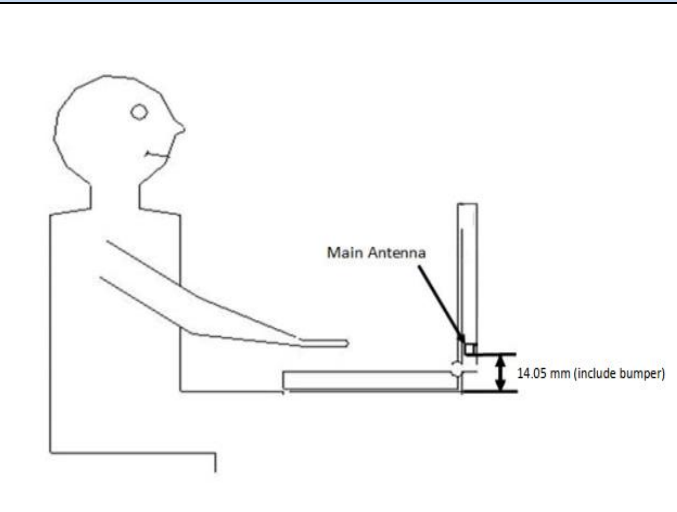


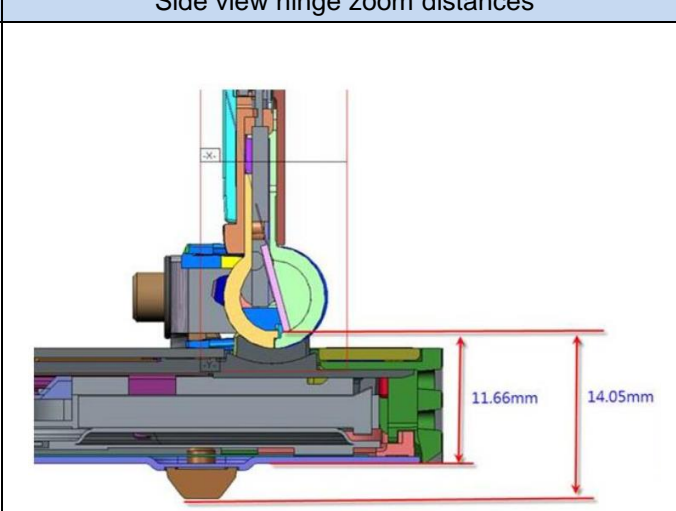
Sample Front	Sample Back
	
Laptop Mode	
	

F.2 Test positions



F.3 Antenna host platform location and adjacent edge positions relative to the body

All information (diagrams, values and dimensions) in this section is provided by the manufacturer

Antenna Host Platform location	Antenna dimensional information for SAR evaluation																																																				
	<table><tr><th colspan="4">Minimum Separation Distance</th></tr><tr><th>Item</th><th>Antenna</th><th>Position</th><th>Distance (mm)</th></tr><tr><td>A</td><td>WLAN-Main</td><td>to Top</td><td>223.26</td></tr><tr><td>B</td><td>WLAN-Main</td><td>to Right</td><td>240.4</td></tr><tr><td>C</td><td>WLAN-Main</td><td>to Left</td><td>76.2</td></tr><tr><td>D-1</td><td>WLAN-Main</td><td>to Bottom of Laptop (NOT include Bumper)</td><td>11.66</td></tr><tr><td>D-2</td><td>WLAN-Main</td><td>to Bottom of Laptop (Include Bumper)</td><td>14.05</td></tr><tr><td>E</td><td>WLAN-Aux</td><td>to Top</td><td>233.26</td></tr><tr><td>F</td><td>WLAN-Aux</td><td>to Right</td><td>82.3</td></tr><tr><td>G</td><td>WLAN-Aux</td><td>to Left</td><td>234.3</td></tr><tr><td>H-1</td><td>WLAN-Aux</td><td>to Bottom of Laptop (NOT include Bumper)</td><td>11.66</td></tr><tr><td>H-2</td><td>WLAN-Aux</td><td>to Bottom of Laptop (Include Bumper)</td><td>14.05</td></tr><tr><td>K</td><td>WLAN Main</td><td>to WLAN Aux</td><td>118.1</td></tr></table>	Minimum Separation Distance				Item	Antenna	Position	Distance (mm)	A	WLAN-Main	to Top	223.26	B	WLAN-Main	to Right	240.4	C	WLAN-Main	to Left	76.2	D-1	WLAN-Main	to Bottom of Laptop (NOT include Bumper)	11.66	D-2	WLAN-Main	to Bottom of Laptop (Include Bumper)	14.05	E	WLAN-Aux	to Top	233.26	F	WLAN-Aux	to Right	82.3	G	WLAN-Aux	to Left	234.3	H-1	WLAN-Aux	to Bottom of Laptop (NOT include Bumper)	11.66	H-2	WLAN-Aux	to Bottom of Laptop (Include Bumper)	14.05	K	WLAN Main	to WLAN Aux	118.1
Minimum Separation Distance																																																					
Item	Antenna	Position	Distance (mm)																																																		
A	WLAN-Main	to Top	223.26																																																		
B	WLAN-Main	to Right	240.4																																																		
C	WLAN-Main	to Left	76.2																																																		
D-1	WLAN-Main	to Bottom of Laptop (NOT include Bumper)	11.66																																																		
D-2	WLAN-Main	to Bottom of Laptop (Include Bumper)	14.05																																																		
E	WLAN-Aux	to Top	233.26																																																		
F	WLAN-Aux	to Right	82.3																																																		
G	WLAN-Aux	to Left	234.3																																																		
H-1	WLAN-Aux	to Bottom of Laptop (NOT include Bumper)	11.66																																																		
H-2	WLAN-Aux	to Bottom of Laptop (Include Bumper)	14.05																																																		
K	WLAN Main	to WLAN Aux	118.1																																																		
Co-location antenna separation	Laptop Side view																																																				
																																																					
Side view hinge zoom	Side view hinge zoom distances																																																				
																																																					

F.4 Phantom liquid level during measurements

ELI phantom Body liquid SAR Dasy SPEAG MBL600-6000V6 Batch 160630-01

