



Set up photos: Bluetooth Printer adapter LSE 019


Mains terminal conducted emission 0,45 – 30 MHz, Rear side:



Mains terminal conducted emission 0,45 – 30 MHz, Front side:



Radiated emission 30 MHz – 26 GHz, Rear side:



Radiated emission 30 MHz – 26 GHz, Front side:

