

**Test setup photos for RM-223
SAR Compliance Test Report**

Test report no.:	Cph_SAR_0728_10	Date of report:	2007-07-13
Template version:	5.0	Number of pages:	5
Testing laboratory:	TCC Nokia Copenhagen Laboratory Frederikskaj 1790 COPENHAGEN V DENMARK Tel. +45 33 292929 Fax. +45 33 292934	Client:	Nokia Corporation Rensingstrasse 15 44807 BOCHUM GERMANY Tel. +49 234 984 0 Fax. +49 234 9843070
Responsible test engineer:	Jesper Nielsen	Product contact person:	Marcus Göke
Measurements made by:	Leif Klysner & Jesper Nielsen		
Tested device:	RM-223		
FCC ID:	OW3RM-223	IC:	661AA-RM223
Supplement reports:	Cph_SAR_0728_09		
Testing has been carried out in accordance with:	<p>47CFR §2.1093 Radiofrequency Radiation Exposure Evaluation: Portable Devices FCC OET Bulletin 65 (Edition 97-01), Supplement C (Edition 01-01) Evaluating Compliance with FCC Guidelines for Human Exposure to Radiofrequency Electromagnetic Fields RSS-102 Evaluation Procedure for Mobile and Portable Radio Transmitters with Respect to Health Canada's Safety Code 6 for Exposure of Humans to Radio Frequency Fields IEEE 1528 - 2003 IEEE Recommended Practice for Determining the Peak Spatial-Average Specific Absorption Rate (SAR) in the Human Head from Wireless Communications Devices: Measurement Technique</p>		
Documentation:	The documentation of the testing performed on the tested devices is archived for 15 years at TCC Nokia.		
Test results:	The tested device complies with the requirements in respect of all parameters subject to the test. The test results and statements relate only to the items tested. The test report shall not be reproduced except in full, without written approval of the laboratory.		

Date and signatures:

For the contents:

CONTENTS

1. SUMMARY OF SAR TEST REPORT..... 3

1.1 TEST DETAILS..... 3

1.2 PICTURE OF THE DEVICE..... 3

2. TEST POSITIONS 4

2.1 AGAINST PHANTOM HEAD 4

2.2 BODY WORN CONFIGURATION 5

1. SUMMARY OF SAR TEST REPORT

1.1 Test Details

Period of test	2007-06-26 to 2007-07-12
SN, HW and SW numbers of tested device	SN: 004401/01/185652/9, HW: 0354, SW: V 01.0718.1.0.11, DUT: 27536
Batteries used in testing	BL-5C, DUT: 27300, 27301, 27302, 27303, 27304, 27305, 27306
Headsets used in testing	HS-45, DUT: 27967
Other accessories used in testing	-
State of sample	Prototype unit
Notes	-

1.2 Picture of the Device



2. TEST POSITIONS

2.1 Against Phantom Head

Measurements were made in “cheek” and “tilt” positions on both the left hand and right hand sides of the phantom.

The positions used in the measurements were according to IEEE 1528 - 2003 "IEEE Recommended Practice for Determining the Peak Spatial-Average Specific Absorption Rate (SAR) in the Human Head from Wireless Communications Devices: Measurement Techniques".




Photo of the device in “cheek” position with slide closed



Photo of the device in “tilt” position with slide closed




Photo of the device in “cheek” position with slide open



Photo of the device in “tilt” position with slide open

2.2 Body Worn Configuration

The device was placed in the SPEAG holder using the Nokia spacer and placed below the flat section of the phantom. The distance between the device and the phantom was kept at the separation distance indicated in the photo below using a separate flat spacer that was removed before the start of the measurements. The device was oriented with its antenna facing the phantom since this orientation gives higher results.




Photo of the device positioned for Body SAR measurement.
The spacer was removed for the tests.