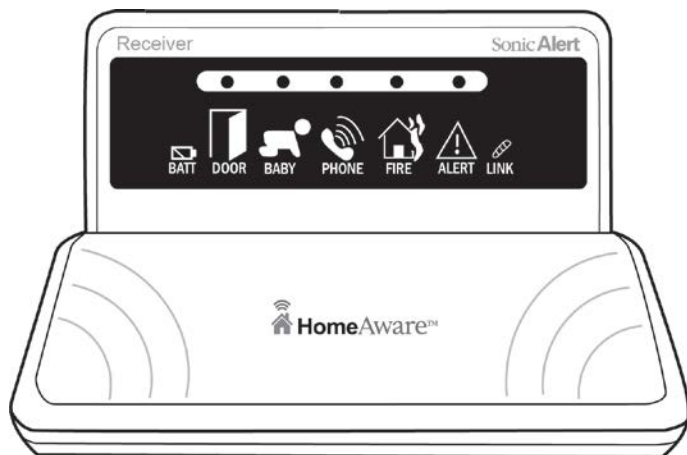




INSTALLATION AND SET UP FOR HOMEAWARE™ HA360BR – Basic Receiver

The HomeAware™ HA360BR Basic Receiver will alert you to (DOOR, BABY, PHONE, FIRE etc.) with its 5 flashing bright LED's lights and an icon that will light up, corresponding with the alert.



Battery Backup Installation

Install (3) 1.5 volt AA alkaline batteries into the battery compartment located on the back of the unit. Battery backup will provide power when a power outage has occurred. Power will be provided for a continuous outage lasting 7 days, or for short outages up to two years.

When the **BATT** icon on the display lights up it is indicating that the batteries are low and you need to replace them.

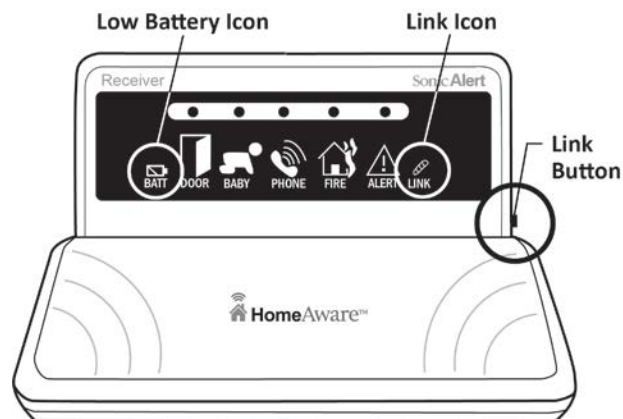
Link Button Set Up

This procedure will link the HA360BR – Basic Receiver to your HA360M Main unit. The Main unit will also provide an alert to all HomeAware™ remote receivers. When using the Bridge unit HA360BU all original Sonic Alert receivers (SA101, SA201, BL300, and SB1000) will also alert you.

It is best to do the link procedure in the same room with the HomeAware™ Main unit, and to make sure the unit is plugged in.

To link an HA360BR Basic Receiver to your HomeAware™ Main unit:

1. Press set up button on the Main unit and the word **LINK** will be shown on the display, press Enter. **LINK** will begin blinking. (If **LINK** mode is entered by accident, simply press the **BACK** button to exit and return to the clock.)
2. Press the link button on the side of your basic receiver (see diagram below) and the **LINK** icon on front of unit will light up
3. Upon successful connection, the 5 bright LEDs will flash three times.



FCC Requirements

This device complies with part 15 of the FCC rules. Operation is subject to the following two conditions; (1) This device might not cause harmful interference, and (2) this device must accept any interference received, including interference that may cause undesired operation.

INSTALLATION AND SET UP FOR HOMEWARE™ HA360BR – Basic Receiver

FCC Requirements (Continued)


Note: This equipment has been tested and found to comply with the limits for a Class B digital device, pursuant to part 15 of the FCC rules. These limits are designed to provide responsible protect against harmful interference in a residential installation. This equipment generates, uses, and can radiate radio frequency energy and, if not installed and used in accordance with the instructions manual, may cause harmful interference to radio communications. However, there is no guarantee that interference will not interfere in a particular installation. If this equipment does cause harmful interference to radio or television reception, which can be determined by turning the equipment on and off, the user is encouraged to try to correct the interference by one or more of the following measures:

- i. Reorient or relocate the receiving antenna.
- ii. Increase the separation between the equipment and receiver.
- iii. Connect the equipment into an outlet on a circuit different from that to which the receiver is connected.
- iv. Consult the dealer or and experienced radio /TV technician for help

Modification not expressly approved by the manufacturer could void the user's authority to operate the equipment under FCC rules.

GENERAL DATA

UL listed Power Adaptor: AC100-240V~, 50/60Hz
Power Consumption: Adaptor Output: DC12V, 250mA



The Lightning flash and arrowhead within the triangle is a warning sign alerting you of dangerous voltage inside the product.

CAUTION:
TO REDUCE THE RISK OF ELECTRICAL SHOCK, DO NOT REMOVE THE COVER (OR BACK) FROM THE PRODUCT. NO USER SERVICEABLE PARTS INSIDE. REFER SERVICING TO YOUR SONIC ALERT DEALER.



The exclamation mark within the triangle is a warning sign alerting you of important instructions accompanying the product.

WARNING: TO PREVENT FIRE OR SHOCK HAZARD, DO NOT EXPOSE THIS APPLIANCE TO RAIN OR MOISTURE.

The normal function of the product may be disturbed by Strong Electro Magnetic Interference. If so, simply reset the product to resume normal operation by following the instruction manual. In case the function could not resume, please use the product in other location.

- Attention should be drawn to the environmental aspects of battery disposal.



- This indicating separate collection for electrical and electronic equipment.

SONIC ALERT'S 1 YEAR LIMITED WARRANTY

The HomeAware™ HA360BR are warranted against manufacturing defects in materials and workmanship for one (1) year from the date of purchase. Within this period Sonic Alert will repair or replace at our option the HomeAware™ HA360BR without charge for parts and labor.

Simply contact our customer service department to obtain an RA (return authorization number) and instructions on how to process your product for return. Call 1-888-864-2446 or e-mail to RMA@sonicalert.info. You'll need a copy of your receipt to process the return authorization.

Sonic Alert Warranty Center
1081 West Innovation Dr. Kearney, MO 64060,
USA.



Made in China
Sonic Alert, Troy, MI 48083
www.SonicAlert.com 1-888-864-244