

Neon Lamp

Operating and Safety Instructions

- FOR HOUSEHOLD USE ONLY -

IMPORTANT SAFEGUARDS

Definitions

Whenever used, the following identify safety and property damage messages and designate a level of hazard seriousness.



- This is the safety alert symbol. It alerts you to potential personal injury hazards. Obey all safety messages that follow this symbol to avoid possible injury or death.

DANGER - Indicates a hazardous situation, which, if not avoided, will result in death or serious injury. Usage of this signal word is limited to the most extreme situations.

WARNING - Indicates a hazardous situation, which, if not avoided, could result in death or serious injury.

CAUTION - Indicates a hazardous situation, which, if not avoided, may result in minor/moderate injury.

NOTICE - Addresses practices not related to personal injury, such as product and/or property damage.



**READ ALL INSTRUCTIONS
BEFORE USE.**

NOTE: *This product is packed with an Underwriter's Laboratories (UL) listed power adapter. The combined neon light and power adapter have not been evaluated for UL Listing.*

⚠ WARNING-- To reduce the risk of fire, electric shock, or serious personal injury:

- Keep this product out of the reach of small children and pets. This product is not a toy! Extra caution and close supervision are necessary when using this product near children or the physically challenged.
- Always ensure the product is unplugged before relocating, cleaning, or storing it. Always unplug the product when it is not in use.
- Do not leave the product unattended while it is in use, especially when children are present.
- Do not plug/unplug the product with a wet hand.
- Keep the power cord and product away from sources of heat.
- To disconnect the product from an electrical outlet, turn the power switch to the off position and then pull on the adapter; do not pull on the power cord.
- Do not immerse in water or other liquids.
- Do not operate this product if it has a damaged power cord or adapter, if it malfunctions, or if it has been dropped in water or damaged in any way. Do not attempt to examine or repair this product. Permanently discontinue use if the neon tube is cracked or damaged.

⚠ CAUTION-- To reduce the risk of personal injury:

- This product is intended solely for non-commercial, non-industrial, indoor use as a decoration only; do not use outdoors or for any other purpose.
- Do not cover or use any attachments with the product.
- Do not allow the power cord to hang (e.g., over the edge of a table or counter) where it may be tripped over or pulled.

NOTICE-- To reduce the risk of product and/or property damage:

- Handle the product with care.
- Do not subject the product to impacts, extreme temperatures, or long periods of direct sunlight.
- Always place the product on a flat, level, stable surface.


IMPORTANT INFORMATION REQUIRED BY THE FCC

This equipment has been tested and found to comply with the limits for consumer ISM equipment, pursuant to Part 18 of the FCC Rules. These limits are designed to provide reasonable protection against harmful interference in a residential installation. This equipment generates, uses, and can radiate radio frequency energy and, if not installed and used in accordance with the instructions, may cause harmful interference to radio communications. However, there is no guarantee that interference will not occur in a particular installation. If this equipment does cause harmful interference to radio or television reception, which can be determined by turning the equipment off and on, the user is encouraged to try to correct the interference by one or more of the following measures:

- Reorient or relocate the receiving antenna.
- Increase the separation between the equipment and receiver.
- Connect the equipment into an outlet on a circuit different from that to which the receiver is connected.
- Consult the dealer or an experienced radio TV technician for help.

NOTE: This product may cause interference to radio equipment and should not be installed near maritime safety communications equipment or other critical navigation or communication equipment operating between 0.45-30 MHz.


SAVE THESE INSTRUCTIONS FOR FUTURE REFERENCE




NL-1201



NL-1202



NL-1203



NL-1204



NL-1205



NL-1206



NL-1207



NL-1208

To Use

WARNING: Do not plug in until properly assembled.

1. Insert the power adapter into the jack in the base and then plug the adapter into a standard electrical outlet.
2. For LED and neon effect, push the switch to the “II” position, or for LED only effect, push the power switch to the “I” position.
3. To turn off, push the switch to the “O” position and then unplug from the outlet.

WARNING: Always unplug the product from the electrical outlet when not in use or if it will be left unattended.

Care and Maintenance

WARNING: Always unplug the product from the electrical outlet before cleaning or storing it.

- If necessary, clean the product with a soft, dry cloth.
NOTICE: Do not use liquids or harsh or abrasive cleaners/pads.
- When not in use, wind the cord and store the product in a cool, dry location away from direct sunlight.
- If neon tube is broken, wear gloves to clean up.
WARNING: Permanently discontinue use if the neon tube is cracked or damaged. Do not attempt to examine or repair this product.

Electrical Specifications

Input	100V-120 V, 60 Hz, 0.2 A
Output	12 V, 0.3 A

Item #A14D1603/1604/1605/1606
WIC #170715/170716/170717/170718

©2012 All Rights Reserved

Distributed By:
Walgreen Co.
200 Wilmot Rd.
Deerfield, IL 60015