



Certification Exhibit

**FCC ID: ONTJETIDS12US
IC: 10491A-JETIDS12US**

**FCC Rule Part: 15.247
ISED Canada's Radio Standards Specification: RSS-247**

Project: 72152278

**Manufacturer: Esprit Model Inc.
Model: JETIDS12US**

Test Setup Photos

TÜV SÜD America
5610 West Sligh Ave., Suite 100
Tampa, FL 33634

Phone: 813-284-2715
www.tuv-sud-america.com



Figure 1: Radiated Emissions – Front View – below 1 GHz




Figure 2: Radiated Emissions – Back View – 9 kHz -30 MHz – EUT Flat




Figure 3: Radiated Emissions – Back View – 30 MHz – 1 GHz – EUT Flat




Figure 4: Radiated Emissions – Front View – above 1 GHz – EUT Flat




Figure 5: Radiated Emissions – Back View – above 1 GHz – EUT Flat



Figure 6: Radiated Emissions – Front View – below 1 GHz – EUT on Side



Figure 7: Radiated Emissions – Back View – 9 kHz -30 MHz – EUT on Side




Figure 8: Radiated Emissions – Back View – 30 MHz – 1 GHz – EUT on Side




Figure 9: Radiated Emissions – Front View – above 1 GHz – EUT on Side




Figure 10: Radiated Emissions – Back View – above 1 GHz – EUT on Side




Figure 11: RF Conducted Emissions




Figure 12: Power Line Conducted Emissions – Front View




Figure 13: Power Line Conducted Emissions – Side View