

2.4 GHz wireless mouse module

Model Name: YC-5962X0

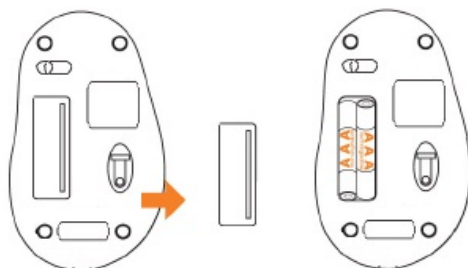
FCC ID: OAQYC-5962X0

User Guide

Installing the batteries

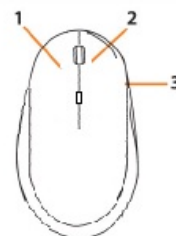
WARNING: Use only rechargeable batteries with this mouse. Never use conventional disposable batteries with this product as they may explode if charged and/or you will damage the mouse and charging cradle/receiver.

1. Open the battery cover.
2. Insert the 2 'AAA' Ni-MH rechargeable batteries (included) into the battery compartment. Make sure that the (+) and (-) poles are correctly aligned.
3. Close the battery cover.



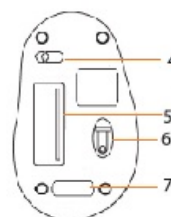
Note: When charging batteries for the first time, be sure to charge them for 12 hours without interruption. Make sure the computer's power saving function is turned off during this initial charging phase.

Location of controls



Mouse (front):

1. Left-click button
2. Right-click button
3. Scroll wheel / third button



Mouse (back):

4. Connect button - mouse
5. Battery compartment
6. Optical sensor
7. dongle

Limited warranty

Warranty:

In the unlikely event that this product is defective or does not perform properly, you may within ninety (90) days from your original date of purchase return it to the authorized service center for repair or exchange.

TO OBTAIN WARRANTY SERVICE:

- Provide proof of the date of purchase within the package (Dated bill of sale).
- Prepay all shipping costs to the authorized service center, and remember to insure your return.
- Include a return shipping address (no P.O. Boxes), a telephone contact number, and the defective unit within the package.
- Describe the defect or reason you are returning the product.

Your product will be repaired or replaced, at our option, for the same or similar model of equal value if examination by the service center determines this product is defective. Products received damaged as a result of shipping, will require you to file a claim with the carrier.

IMPORTANT REGULATORY INFORMATION

This device complies with Part 15 of the FCC Rules: Operation is subject to the following two conditions:

1. This device may not cause harmful interference and
2. This device must accept any interference that is received, including any interference that may cause undesired operation.

WARNING:

Changes or modifications to this unit not expressly approved by the party responsible for compliance could void the user's authority to operate the equipment.