



*Photograph of Radiated Emissions Test Setup – Front*



*Exhibit 8*

*Photograph of Radiated Emissions Test Setup – Back*



*Exhibit 9*

### 3.3 Test Equipment List

Description	Asset Number	Manufacturer	Model	Cal. Date	Cal. Due
EMI Receiver	2327	Rohde & Schwarz	ESI 26	9/17/2007	9/17/2008
Bilog Antenna	3133	ETS	3142C	11/14/2007	11/14/2008
Preamplifier	987410	Miteq	AFS44-00102000-30-10P-44	6/19/2007	6/19/2008
Horn Antenna	6556	ETS	3115	8/2/2007	8/2/2008




*Photograph of the Conducted Voltage Emissions Test Setup - Front*



*Exhibit 13*

*Photograph of the Conducted Voltage Emissions Test Setup - Back*



*Exhibit 14*