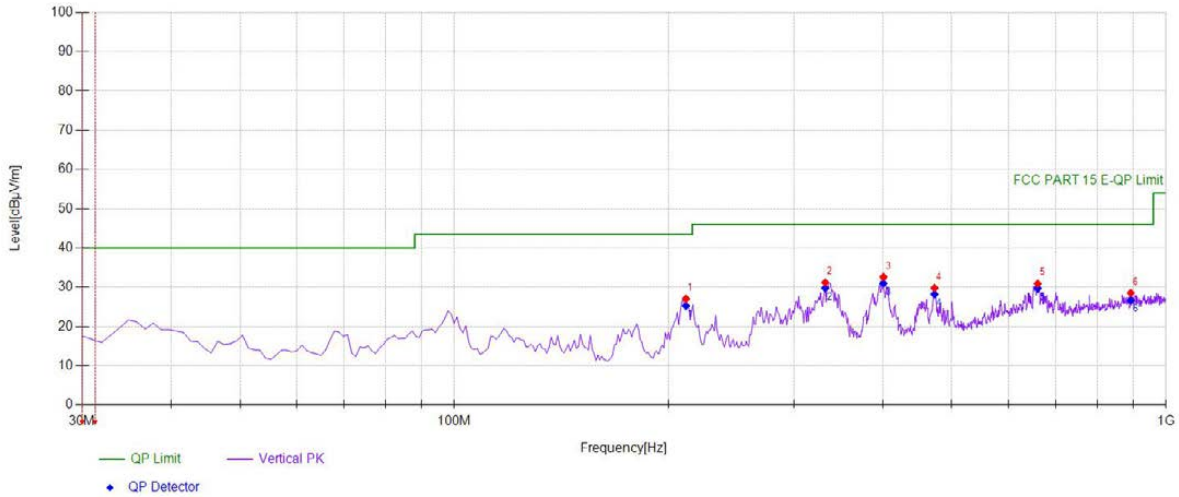


| Suspected Data List | | | | | | | | |
|---------------------|-------------|----------------|---------------|----------------|----------|----------------|-------------|------------|
| NO. | Freq. [MHz] | Reading [dBμV] | Factor [dB/m] | Level [dBμV/m] | Detector | Limit [dBμV/m] | Margin [dB] | Polarity |
| 1 | 213.513 | 53.71 | -17.12 | 36.59 | PK | 43.50 | 6.91 | Horizontal |
| 2 | 225.165 | 46.84 | -16.61 | 30.23 | PK | 46.00 | 15.77 | Horizontal |
| 3 | 402.852 | 48.98 | -11.79 | 37.19 | PK | 46.00 | 8.81 | Horizontal |
| 4 | 449.459 | 49.07 | -11.13 | 37.94 | PK | 46.00 | 8.06 | Horizontal |
| 5 | 823.283 | 37.51 | -4.23 | 33.28 | PK | 46.00 | 12.72 | Horizontal |
| 6 | 907.757 | 37.76 | -2.83 | 34.93 | PK | 46.00 | 11.07 | Horizontal |

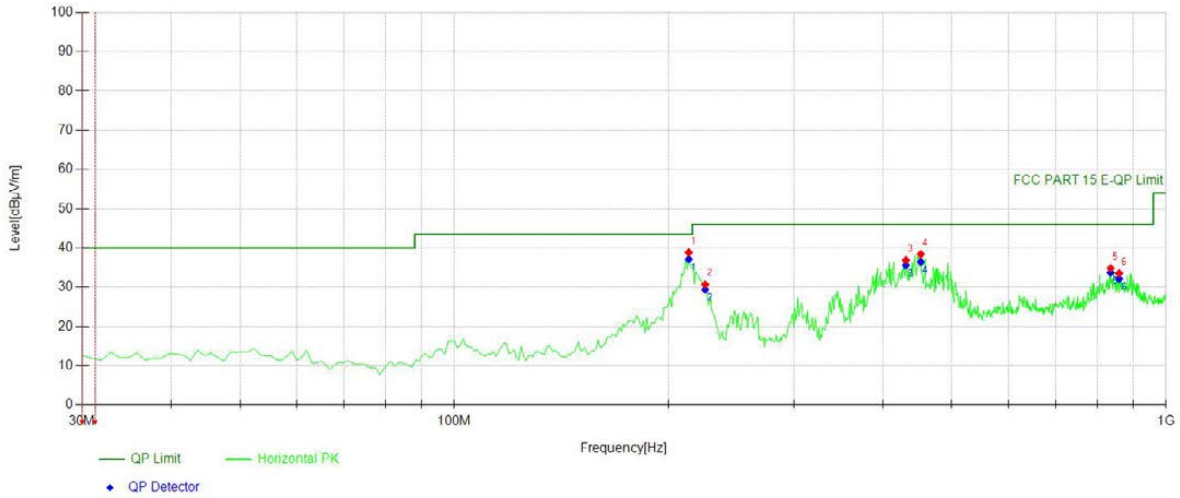
| Final Data List | | | | | |
|-----------------|-------------|---------------|-------------------|-------------------|----------------|
| NO. | Freq. [MHz] | Factor [dB/m] | QP Value [dBμV/m] | QP Limit [dBμV/m] | QP Margin [dB] |
| 1 | 213.5135 | -17.12 | 34.60 | 43.50 | 8.90 |
| 2 | 225.1652 | -16.61 | 28.44 | 46.00 | 17.56 |
| 3 | 402.8529 | -11.79 | 35.76 | 46.00 | 10.24 |
| 4 | 449.4595 | -11.13 | 36.35 | 46.00 | 9.65 |
| 5 | 823.2833 | -4.23 | 32.04 | 46.00 | 13.96 |
| 6 | 907.7578 | -2.83 | 33.05 | 46.00 | 12.95 |

U-NII 8 Band (6875 ~ 7125MHz)
Test mode: 802.11n(20) Frequency(MHz): 6995



| Suspected Data List | | | | | | | | |
|---------------------|-------------|----------------|---------------|----------------|----------|----------------|-------------|----------|
| NO. | Freq. [MHz] | Reading [dBµV] | Factor [dB/m] | Level [dBµV/m] | Detector | Limit [dBµV/m] | Margin [dB] | Polarity |
| 1 | 211.571 | 44.20 | -17.13 | 27.07 | PK | 43.50 | 16.43 | Vertical |
| 2 | 331.972 | 44.92 | -13.70 | 31.22 | PK | 46.00 | 14.78 | Vertical |
| 3 | 400.910 | 44.39 | -11.79 | 32.60 | PK | 46.00 | 13.40 | Vertical |
| 4 | 472.762 | 40.04 | -10.24 | 29.80 | PK | 46.00 | 16.20 | Vertical |
| 5 | 660.160 | 37.06 | -6.13 | 30.93 | PK | 46.00 | 15.07 | Vertical |
| 6 | 892.222 | 31.41 | -2.86 | 28.55 | PK | 46.00 | 17.45 | Vertical |

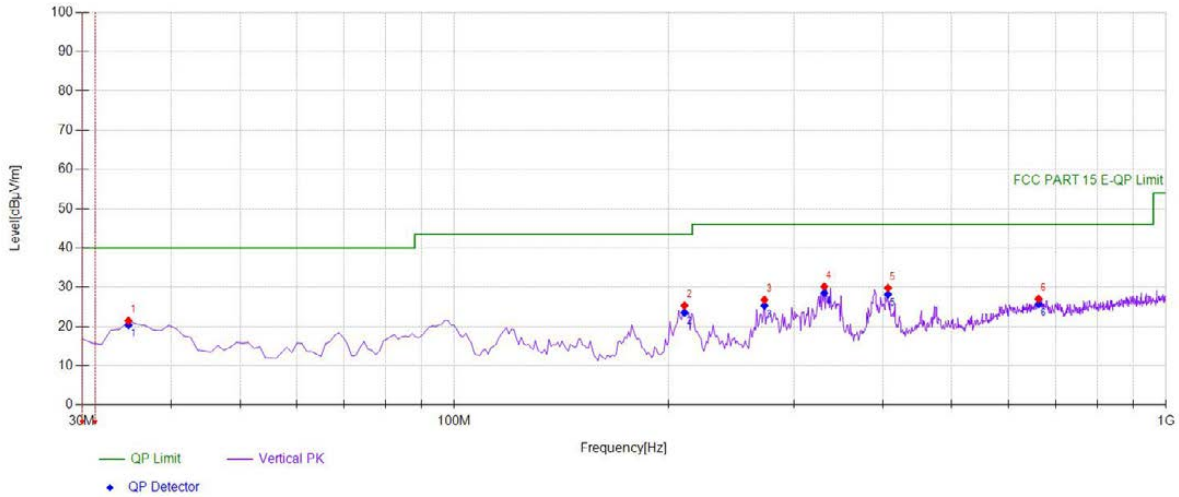
| Final Data List | | | | | |
|-----------------|-------------|---------------|-------------------|-------------------|----------------|
| NO. | Freq. [MHz] | Factor [dB/m] | QP Value [dBµV/m] | QP Limit [dBµV/m] | QP Margin [dB] |
| 1 | 211.5716 | -17.13 | 25.28 | 43.50 | 18.22 |
| 2 | 331.972 | -13.70 | 29.79 | 46.00 | 16.21 |
| 3 | 400.9109 | -11.79 | 31.01 | 46.00 | 14.99 |
| 4 | 472.7628 | -10.24 | 28.21 | 46.00 | 17.79 |
| 5 | 660.1602 | -6.13 | 29.70 | 46.00 | 16.30 |
| 6 | 892.2222 | -2.86 | 26.68 | 46.00 | 19.32 |



| Suspected Data List | | | | | | | | |
|---------------------|-------------|----------------|---------------|----------------|----------|----------------|-------------|------------|
| NO. | Freq. [MHz] | Reading [dBμV] | Factor [dB/m] | Level [dBμV/m] | Detector | Limit [dBμV/m] | Margin [dB] | Polarity |
| 1 | 213.513 | 55.96 | -17.12 | 38.84 | PK | 43.50 | 4.66 | Horizontal |
| 2 | 225.165 | 47.32 | -16.61 | 30.71 | PK | 46.00 | 15.29 | Horizontal |
| 3 | 431.011 | 48.34 | -11.42 | 36.92 | PK | 46.00 | 9.08 | Horizontal |
| 4 | 452.372 | 49.51 | -11.11 | 38.40 | PK | 46.00 | 7.60 | Horizontal |
| 5 | 835.905 | 38.80 | -3.96 | 34.84 | PK | 46.00 | 11.16 | Horizontal |
| 6 | 859.209 | 37.36 | -3.81 | 33.55 | PK | 46.00 | 12.45 | Horizontal |

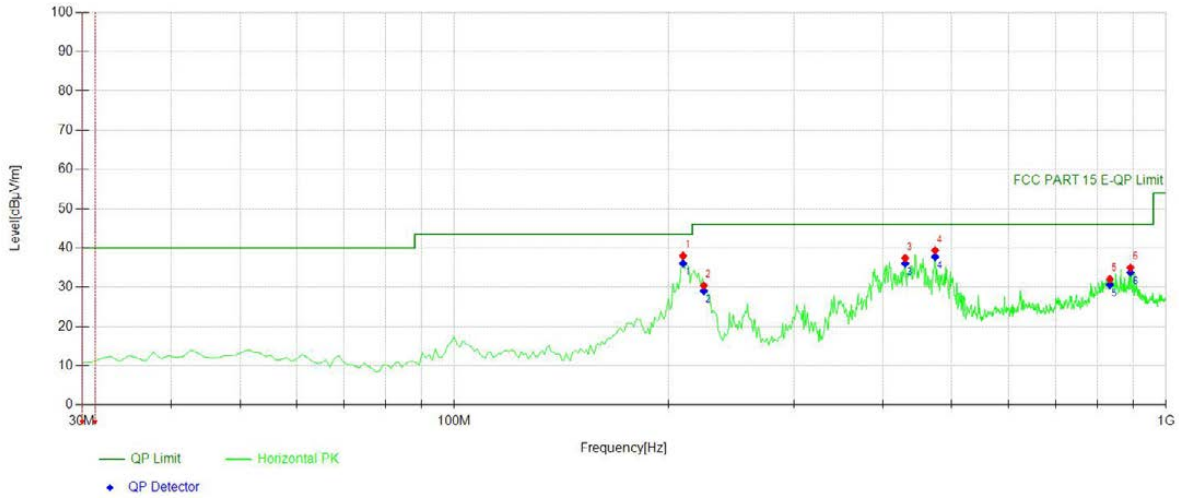
| Final Data List | | | | | |
|-----------------|-------------|---------------|-------------------|-------------------|----------------|
| NO. | Freq. [MHz] | Factor [dB/m] | QP Value [dBμV/m] | QP Limit [dBμV/m] | QP Margin [dB] |
| 1 | 213.5135 | -17.12 | 37.16 | 43.50 | 6.34 |
| 2 | 225.1652 | -16.61 | 29.39 | 46.00 | 16.61 |
| 3 | 431.011 | -11.42 | 35.60 | 46.00 | 10.40 |
| 4 | 452.3724 | -11.11 | 36.44 | 46.00 | 9.56 |
| 5 | 835.9059 | -3.96 | 33.71 | 46.00 | 12.29 |
| 6 | 859.2092 | -3.81 | 32.14 | 46.00 | 13.86 |

U-NII 8 Band (6875 ~ 7125MHz)
Test mode: 802.11n(20) Frequency(MHz): 7115



| Suspected Data List | | | | | | | | |
|---------------------|-------------|----------------|---------------|----------------|----------|----------------|-------------|----------|
| NO. | Freq. [MHz] | Reading [dBµV] | Factor [dB/m] | Level [dBµV/m] | Detector | Limit [dBµV/m] | Margin [dB] | Polarity |
| 1 | 34.8549 | 39.68 | -18.23 | 21.45 | PK | 40.00 | 18.55 | Vertical |
| 2 | 210.600 | 42.49 | -17.13 | 25.36 | PK | 43.50 | 18.14 | Vertical |
| 3 | 272.742 | 41.39 | -14.60 | 26.79 | PK | 46.00 | 19.21 | Vertical |
| 4 | 331.001 | 43.92 | -13.73 | 30.19 | PK | 46.00 | 15.81 | Vertical |
| 5 | 406.736 | 41.59 | -11.78 | 29.81 | PK | 46.00 | 16.19 | Vertical |
| 6 | 662.102 | 33.16 | -6.13 | 27.03 | PK | 46.00 | 18.97 | Vertical |

| Final Data List | | | | | |
|-----------------|-------------|---------------|-------------------|-------------------|----------------|
| NO. | Freq. [MHz] | Factor [dB/m] | QP Value [dBµV/m] | QP Limit [dBµV/m] | QP Margin [dB] |
| 1 | 34.8549 | -18.23 | 20.41 | 40.00 | 19.59 |
| 2 | 210.6006 | -17.13 | 23.52 | 43.50 | 19.98 |
| 3 | 272.7427 | -14.60 | 25.31 | 46.00 | 20.69 |
| 4 | 331.001 | -13.73 | 28.54 | 46.00 | 17.46 |
| 5 | 406.7367 | -11.78 | 28.16 | 46.00 | 17.84 |
| 6 | 662.1021 | -6.13 | 25.74 | 46.00 | 20.26 |



| Suspected Data List | | | | | | | | |
|---------------------|-------------|----------------|---------------|----------------|----------|----------------|-------------|------------|
| NO. | Freq. [MHz] | Reading [dBμV] | Factor [dB/m] | Level [dBμV/m] | Detector | Limit [dBμV/m] | Margin [dB] | Polarity |
| 1 | 209.629 | 55.14 | -17.13 | 38.01 | PK | 43.50 | 5.49 | Horizontal |
| 2 | 224.194 | 47.10 | -16.69 | 30.41 | PK | 46.00 | 15.59 | Horizontal |
| 3 | 430.04 | 48.86 | -11.45 | 37.41 | PK | 46.00 | 8.59 | Horizontal |
| 4 | 473.733 | 49.54 | -10.19 | 39.35 | PK | 46.00 | 6.65 | Horizontal |
| 5 | 833.964 | 36.07 | -4.02 | 32.05 | PK | 46.00 | 13.95 | Horizontal |
| 6 | 891.251 | 37.85 | -2.87 | 34.98 | PK | 46.00 | 11.02 | Horizontal |

| Final Data List | | | | | |
|-----------------|-------------|---------------|-------------------|-------------------|----------------|
| NO. | Freq. [MHz] | Factor [dB/m] | QP Value [dBμV/m] | QP Limit [dBμV/m] | QP Margin [dB] |
| 1 | 209.6296 | -17.13 | 36.09 | 43.50 | 7.41 |
| 2 | 224.1942 | -16.69 | 29.04 | 46.00 | 16.96 |
| 3 | 430.04 | -11.45 | 36.07 | 46.00 | 9.93 |
| 4 | 473.7337 | -10.19 | 37.73 | 46.00 | 8.27 |
| 5 | 833.964 | -4.02 | 30.62 | 46.00 | 15.38 |
| 6 | 891.2513 | -2.87 | 33.75 | 46.00 | 12.25 |

All antennas and modulation modes are tested, the data of the worst mode is described in the table.

8.7 POWER LINE CONDUCTED EMISSIONS

8.7.1 Applicable Standard

According to FCC Part 15.207(a)
According to IC RSS-Gen 8.8

8.7.2 Conformance Limit

| Frequency(MHz) | Conducted Emission Limit | |
|----------------|--------------------------|---------|
| | Quasi-peak | Average |
| 0.15-0.5 | 66-56 | 56-46 |
| 0.5-5.0 | 56 | 46 |
| 5.0-30.0 | 60 | 50 |

Note:

1. The lower limit shall apply at the transition frequencies
2. The limit decreases in line with the logarithm of the frequency in the range of 0.15 to 0.50MHz.

8.7.3 Test Configuration

Test according to clause 7.3 conducted emission test setup.

8.7.4 Test Procedure

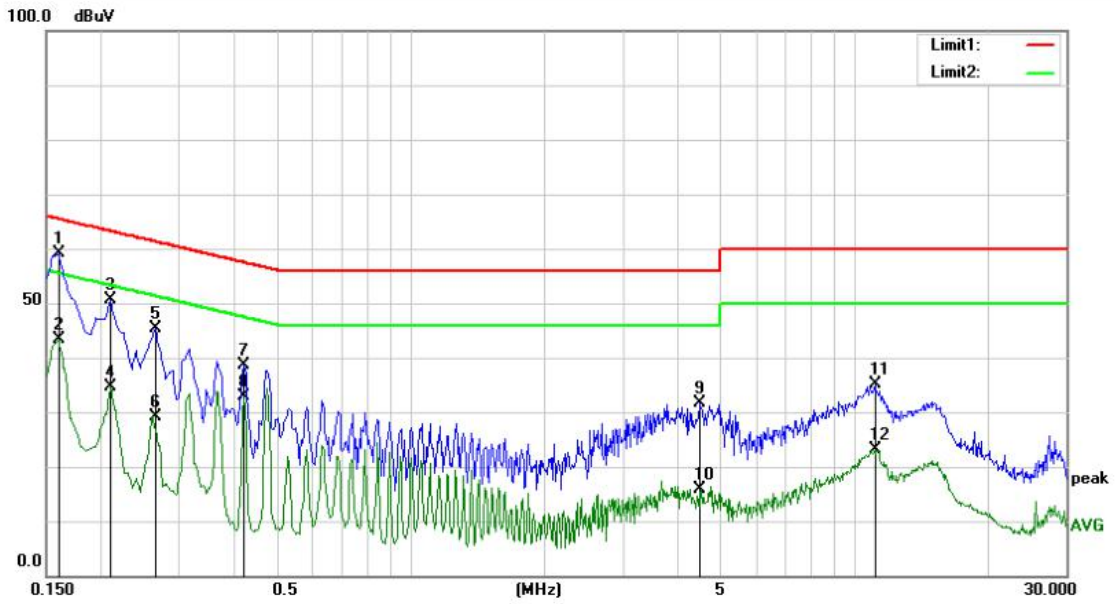
The EUT was placed on a table which is 0.8m above ground plane.
Maximum procedure was performed on the highest emissions to ensure EUT compliance.
Repeat above procedures until all frequency measured were complete.

8.7.5 Test Results

PASS

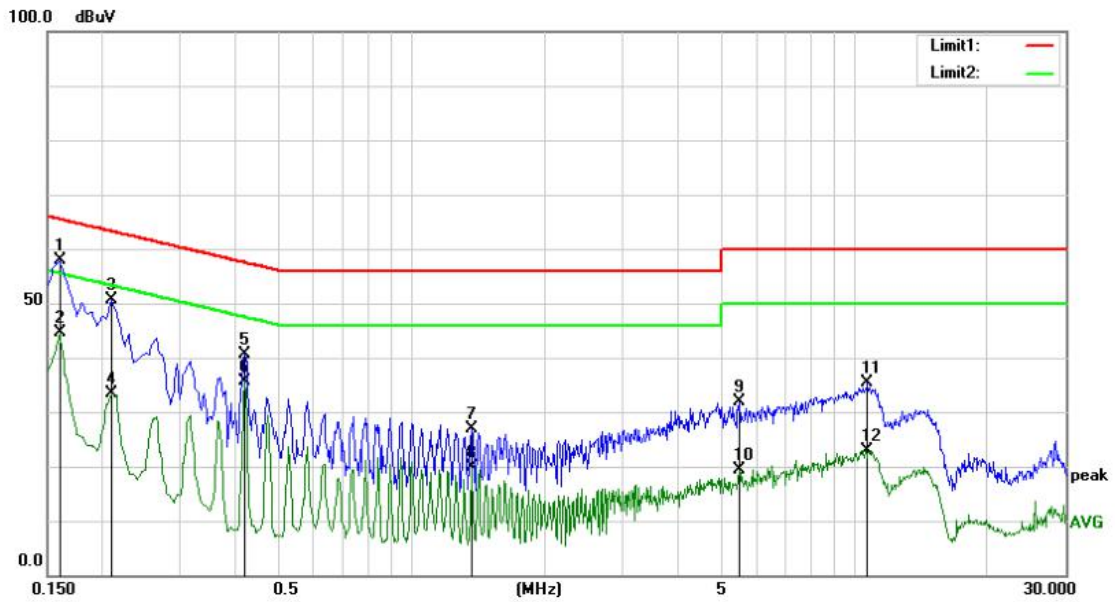
| | | | |
|---------------|--------|----------------|-----------|
| Temperature : | 21.9°C | ATM Pressure: | 1011 mbar |
| Humidity : | 58 % | Test Engineer: | CSL |

The AC120V &240V voltage have been tested, and the worst result of AC120V was report as below.



Site Conduction #1 Phase: **L1** Temperature: 21.9

| No. | Mk. | Freq. MHz | Reading Level dBuV | Correct Factor dB | Measure- ment dBuV | Limit dBuV | Over dB | Detector | Comment |
|-----|-----|--------------|--------------------------|-------------------------|--------------------------|---------------|------------|----------|---------|
| 1 | * | 0.1600 | 49.23 | 9.82 | 59.05 | 65.46 | -6.41 | QP | |
| 2 | | 0.1600 | 33.59 | 9.82 | 43.41 | 55.46 | -12.05 | AVG | |
| 3 | | 0.2100 | 40.51 | 10.00 | 50.51 | 63.21 | -12.70 | QP | |
| 4 | | 0.2100 | 24.53 | 10.00 | 34.53 | 53.21 | -18.68 | AVG | |
| 5 | | 0.2650 | 35.39 | 10.01 | 45.40 | 61.27 | -15.87 | QP | |
| 6 | | 0.2650 | 19.23 | 10.01 | 29.24 | 51.27 | -22.03 | AVG | |
| 7 | | 0.4200 | 28.65 | 9.86 | 38.51 | 57.45 | -18.94 | QP | |
| 8 | | 0.4200 | 22.95 | 9.86 | 32.81 | 47.45 | -14.64 | AVG | |
| 9 | | 4.4750 | 21.84 | 9.88 | 31.72 | 56.00 | -24.28 | QP | |
| 10 | | 4.4750 | 6.10 | 9.88 | 15.98 | 46.00 | -30.02 | AVG | |
| 11 | | 11.1300 | 25.08 | 10.00 | 35.08 | 60.00 | -24.92 | QP | |
| 12 | | 11.1300 | 13.08 | 10.00 | 23.08 | 50.00 | -26.92 | AVG | |



Site Conduction #1 Phase: **N** Temperature: 21.9

| No. | Mk. | Freq. MHz | Reading Level dBuV | Correct Factor dB | Measure- ment dBuV | Limit dBuV | Over dB | Detector | Comment |
|-----|-----|--------------|--------------------------|-------------------------|--------------------------|---------------|------------|----------|---------|
| 1 | * | 0.1600 | 48.05 | 9.82 | 57.87 | 65.46 | -7.59 | QP | |
| 2 | | 0.1600 | 34.73 | 9.82 | 44.55 | 55.46 | -10.91 | AVG | |
| 3 | | 0.2100 | 40.58 | 10.00 | 50.58 | 63.21 | -12.63 | QP | |
| 4 | | 0.2100 | 23.36 | 10.00 | 33.36 | 53.21 | -19.85 | AVG | |
| 5 | | 0.4200 | 30.65 | 9.86 | 40.51 | 57.45 | -16.94 | QP | |
| 6 | | 0.4200 | 25.73 | 9.86 | 35.59 | 47.45 | -11.86 | AVG | |
| 7 | | 1.3700 | 16.99 | 9.88 | 26.87 | 56.00 | -29.13 | QP | |
| 8 | | 1.3700 | 10.02 | 9.88 | 19.90 | 46.00 | -26.10 | AVG | |
| 9 | | 5.5050 | 21.97 | 9.91 | 31.88 | 60.00 | -28.12 | QP | |
| 10 | | 5.5050 | 9.41 | 9.91 | 19.32 | 50.00 | -30.68 | AVG | |
| 11 | | 10.7300 | 25.25 | 10.01 | 35.26 | 60.00 | -24.74 | QP | |
| 12 | | 10.7300 | 12.93 | 10.01 | 22.94 | 50.00 | -27.06 | AVG | |

Detail of factor for radiated emission

| Frequency(MHz) | Ant_F(dB) | Cab_L(dB) | Preamp(dB) | Correct Factor(dB) |
|----------------|-----------|-----------|------------|--------------------|
| 0.009 | 20.6 | 0.03 | \ | 20.63 |
| 0.15 | 20.7 | 0.1 | \ | 20.8 |
| 1 | 20.9 | 0.15 | \ | 21.05 |
| 10 | 20.1 | 0.28 | \ | 20.38 |
| 30 | 18.8 | 0.45 | \ | 19.25 |
| | | | | |
| 30 | 11.7 | 0.62 | 27.9 | -15.58 |
| 100 | 12.5 | 1.02 | 27.8 | -14.28 |
| 300 | 12.9 | 1.91 | 27.5 | -12.69 |
| 600 | 19.2 | 2.92 | 27 | -4.88 |
| 800 | 21.1 | 3.54 | 26.6 | -1.96 |
| 1000 | 22.3 | 4.17 | 26.2 | 0.27 |
| | | | | |
| 1000 | 25.6 | 1.76 | 41.4 | -14.04 |
| 3000 | 28.9 | 3.27 | 43.2 | -11.03 |
| 5000 | 31.1 | 4.2 | 44.6 | -9.3 |
| 8000 | 36.2 | 5.95 | 44.7 | -2.55 |
| 10000 | 38.4 | 6.3 | 43.9 | 0.8 |
| 12000 | 38.5 | 7.14 | 42.3 | 3.34 |
| 15000 | 40.2 | 8.15 | 41.4 | 6.95 |
| 18000 | 45.4 | 9.02 | 41.3 | 13.12 |
| | | | | |
| 18000 | 37.9 | 1.81 | 47.9 | -8.19 |
| 21000 | 37.9 | 1.95 | 48.7 | -8.85 |
| 25000 | 39.3 | 2.01 | 42.8 | -1.49 |
| 28000 | 39.6 | 2.16 | 46.0 | -4.24 |
| 31000 | 41.2 | 2.24 | 44.5 | -1.06 |
| 34000 | 41.5 | 2.29 | 46.6 | -2.81 |
| 37000 | 43.8 | 2.30 | 46.4 | -0.3 |
| 40000 | 43.2 | 2.50 | 42.2 | 3.5 |

--- End of Report ---

声 明

Statement

1. 本报告无授权批准人签字及“检验检测专用章”无效。

This report is invalid without the signature of the authorized approver and "special seal for testing".

2. 未经许可本报告不得部分复制。

This report shall not be copied partly without authorization.

3. 本报告的检测结果仅对送测样品有效，委托方对样品的代表性和资料的真实性负责。

The test results or observations are applicable only to tested sample. Client shall be responsible for representativeness of the sample and authenticity of the material.

4. 本检测报告中检测项目标注有特殊符号则该项目不在资质认定范围内，仅作为客户委托、科研、教学或内部质量控制等目的使用。

The observations or tests with special mark fall outside the scope of accreditation, and are only used for purpose of commission, research, training, internal quality control etc.

5. 本检测报告以实测值进行符合性判定，未考虑不确定度所带来的风险，本实验室不承担相关责任，特别约定、标准或规范中有明确规定的除外。

The test results or observations are provided in accordance with measured value, without taking risks caused by uncertainty into account. Without explicit stipulation in special agreements, standards or regulations, EMTEK shall not assume any responsibility.

6. 对本检验报告若有异议，请于收到报告之日起 20 日内提出。

Objections shall be raised within 20 days from the date receiving the report.