

April 20, 2012

Mr. Brad Lightner
GOJO Industries
1 GOJO Plaza, Suite 500
Akron, OH. 44311

Dear Mr. Lightner:

Enclosed is the test report for the GOJO Industries; Buckeye 2840-811 People Counter which was tested at our facility located at 4675 Burr Drive in Liverpool, NY. This facility is on file with the Federal Communications Commission (FCC) per 47 CFR 2.948. (Site File Registration Number: 306552)

As narrated in the report, the product configuration meets the requirements of the FCC per CFR 47 Part 15.249 Class C for Intentional Radiators.

Thank you for selecting Diversified T.E.S.T. Technologies, Inc. for your testing needs. We look forward to working with you on future projects. Should you have any questions or concerns regarding this report, contact me at 315-457-0245. Please feel free to visit our website at www.dttlabs.com.

Sincerely,



Michael McElroy
Technical Associate

DIVERSIFIED T.E.S.T. TECHNOLOGIES, INC. TEST REPORT

GOJO Industries
2840-811 People Counter

Project Number:
6350

Table of Contents

Emissions Testing

Documentation

Table of Contents	1
Test Report	2
Test Regulations	3
Test Conditions	4
Test Operation Mode	5
Test Results	6
Test Setup Photographs	7
Test Datasheets-Harmonics	8
Test Datasheets-Bandwidth	9
Measurement Protocol	10

DIVERSIFIED T.E.S.T. TECHNOLOGIES, INC. TEST REPORT

GOJO Industries
2840-811 People Counter

Project Number:
6350

Test Report

Laboratory

Diversified TEST Technologies, Inc.
4675 Burr Drive
Liverpool, NY 13088
315-457-0245

Manufacturer

GOJO Industries
1 GOJO Plaza, Suite 500
Akron, OH. 44311

Report Issue Date: **April 20, 2012**
Project Number: **6350**
Report Number: **6350-042012 FCCC People Counter – (Edition 1)**

Date Received: **April 13, 2012**
Date Tested: **April 13, 2012 and March 22, 2013**
Product: **People Counter**
Model Numbers: 2840-811
FCC ID: O76-T2SG0910A

Traceability: *Reference standards of measurement have been calibrated by a competent body using standards traceable to NIST.*

The testing performed by Diversified TEST Technologies, Inc. has shown that the product referenced above complies with the electromagnetic compatibility requirements according to the standard(s) specified on page 3 of the test report. The results in this test report apply only to the product denoted above. The manufacturer is responsible for ensuring that additional units are manufactured with identical mechanical and electrical characteristics.

The equipment listed above conforms to the specified requirements of the test standards listed on page 3 of this report.


Complied by:
Signature:



Michael McElroy
Technical Associate

Date: April 20, 2012

Reviewed by:
Signature:



Annelle Frierson
Vice- President

Date: April 20, 2012

DIVERSIFIED T.E.S.T. TECHNOLOGIES, INC. TEST REPORT

GOJO Industries
2840-811 People Counter

Project Number:
6350

Emissions Test Regulations

The emissions tests were performed according to the following regulations:

EN 50081-1:1992

EN 50081-2:1995

EN 55011:1998 / A1:1999 / A2:2001

Group 1

Group 2

Class A

Class B

EN 55013:1990 / A12:1994 / A13:1996 / A14:1999

EN 55014:1993 / A1: 1997

Household appliances and similar

Portable tools

Semiconductor devices

EN 55022:1998

Class A

Class B

FCC Part 15.249

Class A

Class B

Class C

Certification

Verification

Declaration of Conformity

DIVERSIFIED T.E.S.T. TECHNOLOGIES, INC. TEST REPORT

GOJO Industries
2840-811 People Counter

Project Number:
6350

Emissions Test Conditions: HARMONICS, BANDWIDTH TEST, AND SPURIOUS EMISSIONS

The Harmonics and Bandwidth measurements were tested in a horizontal and vertical polarization at the following test location:

- Diversified TEST Technologies, Inc. Open Area Test Site
 Diversified TEST Technologies, Inc. Lab

at a test distance of:

- 1 meter
 3 meters
 30 meters

Test equipment used:

Manufacturer	Model	Description	Serial #	Cal.	Cal. Due
Hewlett Packard	8593EM	Spectrum Analyzer	3536A00139	6/19/12	6/19/13
Electro-Metrics	RGA60	Ridge Horn Antenna	2981	8/25/12	8/25/13
Hewlett Packard	7550A	Plotter	2407A00476	CNR	CNR
Electro-Metrics	LPA-25	Log Periodic Antenna 200-1000 MHz	1242	9/11/12	9/11/13
	MFR-57500	Blue low-loss transmit cable	337	CNR	CNR
		Non-conductive wooden turntable		CNR	CNR
		10-meter open field test range, grounded with ¼" x ¼" hardware cloth		CNR	CNR
Hewlett Packard	8595E	Spectrum Analyzer	3746A03177	7/23/12	7/23/13
EMCO	6520	Active Loop Antenna	9110-2685	7/19/12	7/19/13
Agilent	E7402A	Spectrum Analyzer	MY45103221	3/25/12	3/25/13
Electro-Metrics	BIA-30W	Biconical Antenna	103	9/1/12	9/1/13

DIVERSIFIED T.E.S.T. TECHNOLOGIES, INC. TEST REPORT

GOJO Industries
2840-811 People Counter

Project Number:
6350

Equipment under Test (EUT) Test Operation Mode – Emissions Tests:

The device under test was operated under the following conditions during emissions testing:

- Standby
- Normal Operating Mode
- Practice Operation

Description / Configuration of the device under test:

People Counter used to communicate with Dispenser 910-1. The unit was powered by a 4.5 VDC Battery during the collection of data.

Rationale for EUT setup / configuration:

ANSI C63.4

Deviations from test method:

Testing performed at 1 meter test distance above 1 GHz to better represent harmonic emissions caused by the equipment under test. Testing with Loop Antenna was performed on 3/21/13.

DIVERSIFIED T.E.S.T. TECHNOLOGIES, INC. TEST REPORT

GOJO Industries
2840-811 People Counter

Project Number:
6350

Emissions Test Results:

FCC Part 15.249 Part C 910 MHz – 9100 MHz

The requirements are MET NOT MET

Spurious Emissions Test

The requirements are MET NOT MET

General Remarks:

Systems using digital modulation techniques may operate in the 902–928 MHz, 2400–2483.5 MHz, and 5725–5850 MHz bands. The minimum 6 dB bandwidth shall be at least 500 kHz.

Measurements were taken up to the tenth harmonic.

The EUT was evaluated in 1 orthogonal orientation and the worst case data is reflected in the test report.

Radiated Measurements on the EUT were performed from 10 MHz up to the 10th Harmonic and any emission found were more than 20 dB below the limit have not been reported.

Summary:

The requirements according to the technical regulations are

- Met.
 Not met.

The device under test does

- fulfill the general approval requirements mentioned on page 3.
 not fulfill the general approval requirements mentioned on page 3.

Testing Start Date: April 13, 2012

Testing End Date: April 13, 2012

DIVERSIFIED T.E.S.T. TECHNOLOGIES, INC. TEST REPORT

GOJO Industries
2840-811 People Counter

Project Number:
6350

Test Setup Photographs:

FCC PART 15.249 CLASS C – 910 MHZ

Photograph 1: FCC Part 15.247/249 Class C



Photograph 2 Spurious Emissions testing using loop antenna



DIVERSIFIED T.E.S.T. TECHNOLOGIES, INC. TEST REPORT

GOJO Industries
2840-811 People Counter

Project Number:
6350

Test Datasheets – 910 MHz- 9100 MHz

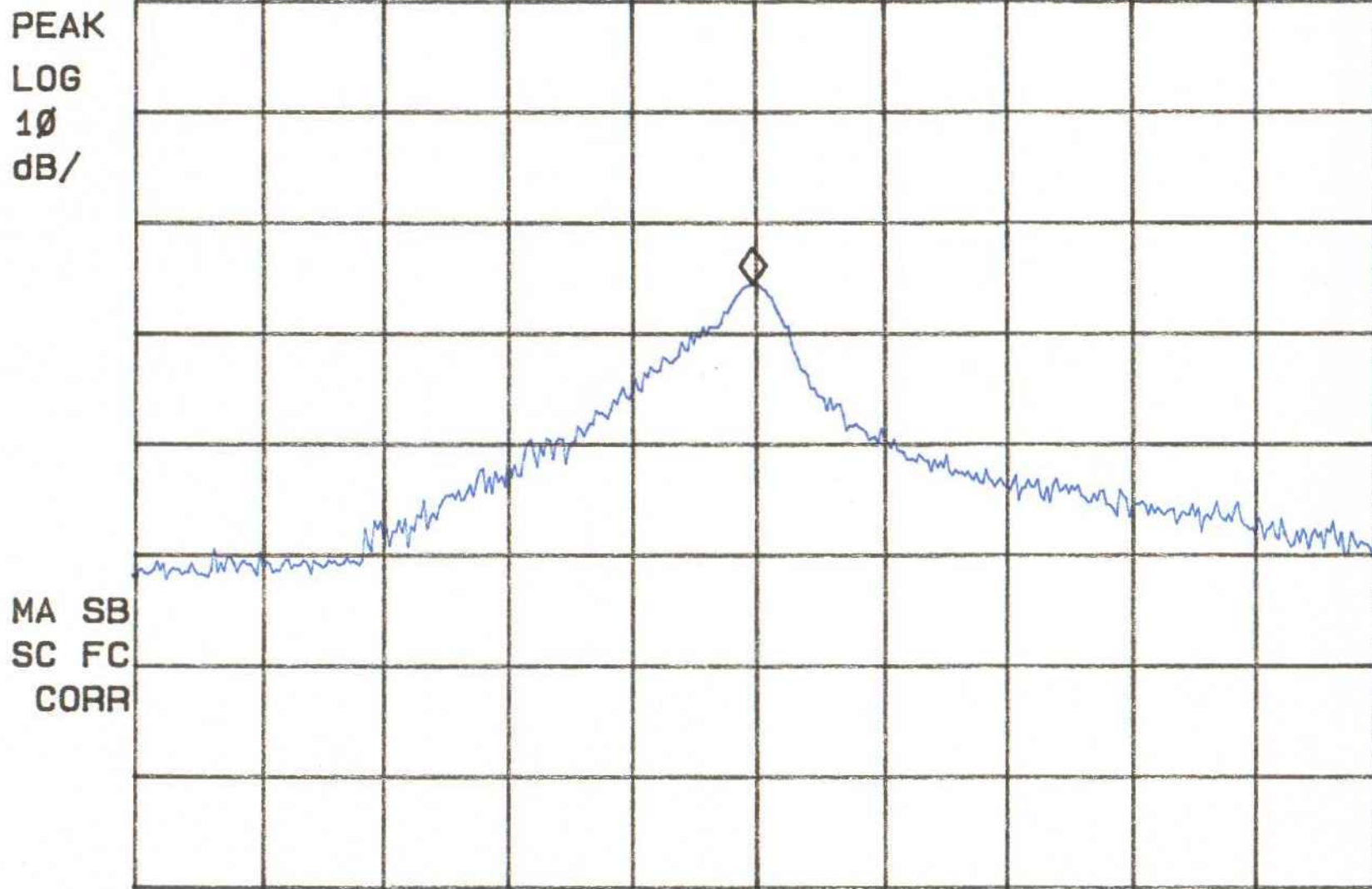
11 pages of data sheets to follow.

FCC Part 15.249 Transmitter Test

FCC Part 15.249 Transmitter Test													
Measured Field Strength (dBµV)	Res. Bandwidth (Khz)	DUT Frequency (Mhz)	Measured Frequency (Mhz)	Azimuth degrees	Cable Factor (dB)	GOJO		Measurement Distance (Meters)	Duty Cycle Correction (dB)	Corrected Field Strength to 3M in uV/M Peak	FCC Limit (uV/M)	Delta Limit (dB)	Polarity
						Antenna Factor (dB)	Antenna Factor (dB)						
54.54	120	910	910	135	16.6	19.6	3	0	34,434.99	50000	-3.24	V	
49.81	120	910	1820	0.00	2.1	7.6	1	0	315.05	500	-4.01	V	
33.28	1000	910	2730	0	2.2	9.2	1	0	57.13	500	-18.84	H	
28.62	1000	910	3640	0	2.4	8.9	1	0	33.03	500	-23.60	V	
28.38	1000	910	4550	0	2.5	10	1	0	36.89	500	-22.64	H	
27.51	1000	910	5460	0	2.7	10	1	0	34.15	500	-23.31	H	
27.47	1000	910	6370	0	2.8	12	1	0	43.29	500	-21.25	V	
25.40	1000	910	7280	0	2.8	10.5	1	0	28.70	500	-24.82	V	
25.63	1000	910	8190	0	3.0	10.3	1	0	29.47	500	-24.59	V	
26.17	1000	910	9100	0	3.1	11.2	1	0	35.19	500	-23.05	H	
Unit Under Test:	Gojo	People	Counter	PN: 2840-811	4/20/2012								

09:23:04 20 APR 2012
GOJO#6350 PEOPLE FCCC 1ST V
REF 80.0 dBμV AT 10 dB

MKR 909.995 MHz
54.54 dBμV



CENTER 910.000 MHz
#RES BW 120 KHz

VBW 300 KHz

SPAN 2.000 MHz
SWP 20.0 msec

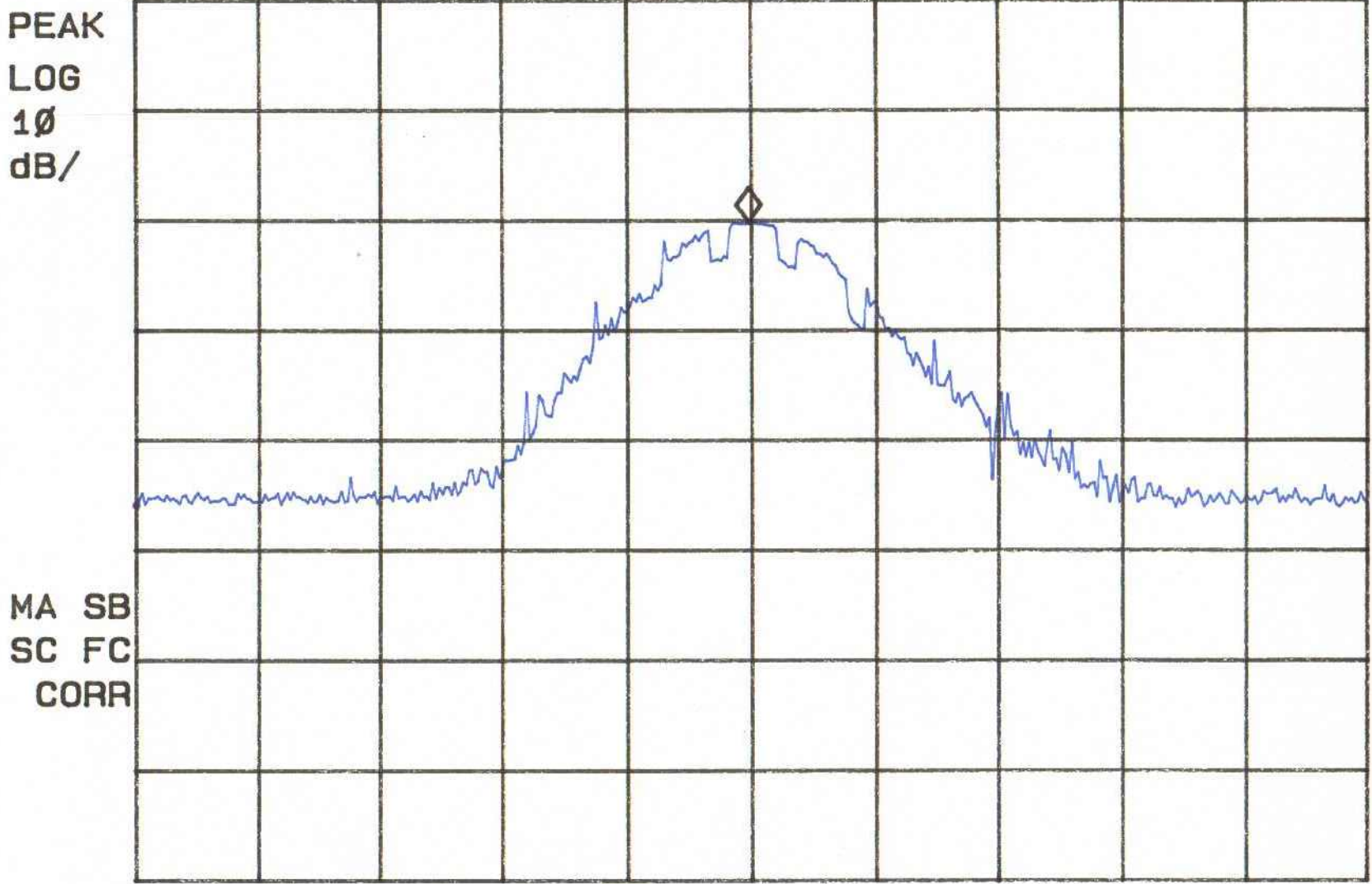
12: 11: 39 20 APR 2012

GOJO#6350 PEOPLE FCCC 2ND V

REF 70.0 dBμV #AT 0 dB

MKR 1.81998 GHz

49.81 dBμV



CENTER 1.82000 GHz
#RES BW 1.0 MHz

VBW 300 kHz

SPAN 10.00 MHz
SWP 20.0 msec

12:41:51 20 APR 2012

GOJO#6350 PEOPLE FCCC 3RD H

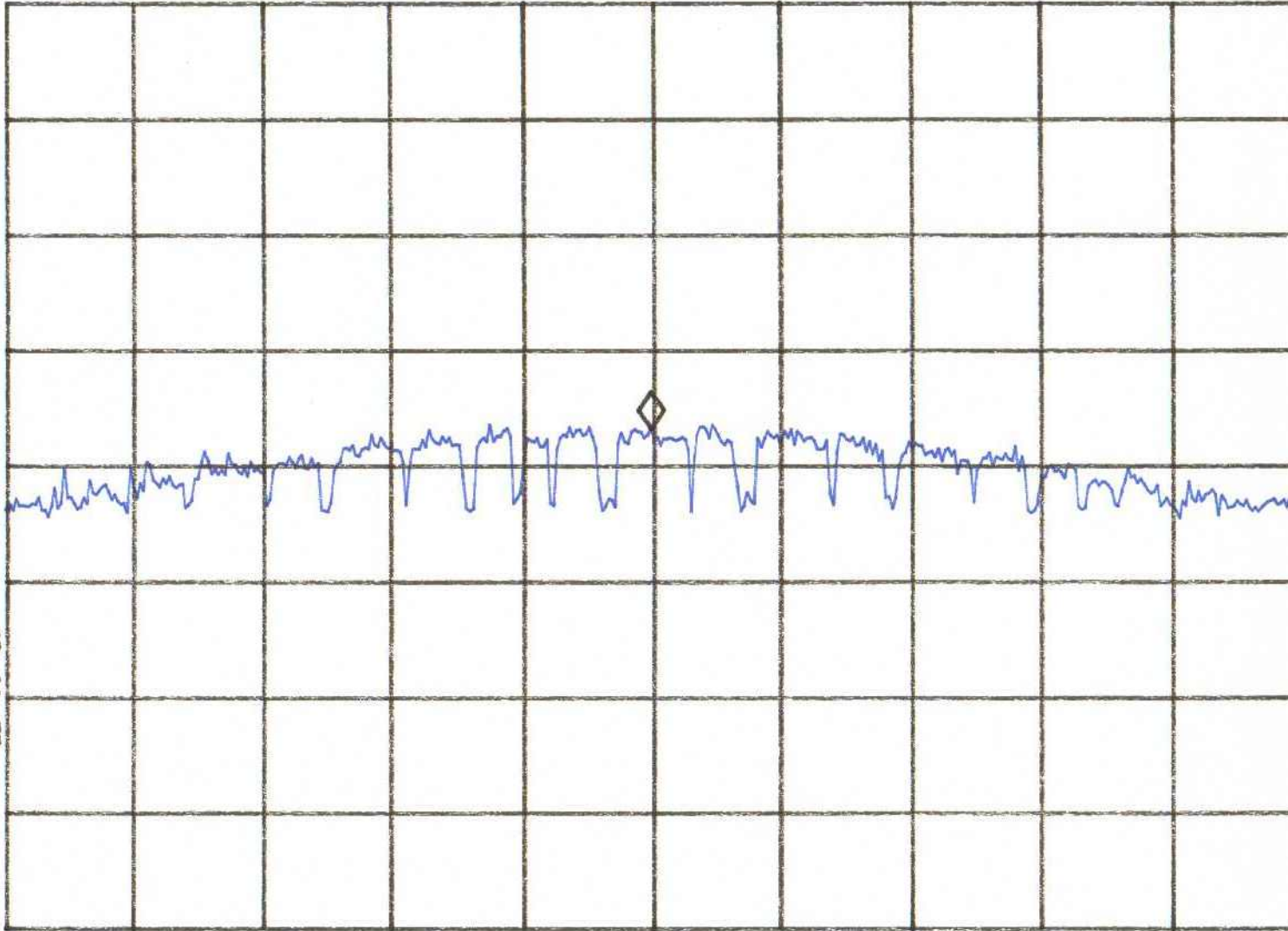
MKR 2.729995 GHz

REF 70.0 dB μ V #AT 0 dB

33.28 dB μ V

PEAK
LOG
10
dB/

MA SB
SC FC
CORR



CENTER 2.730000 GHz

#RES BW 1.0 MHz

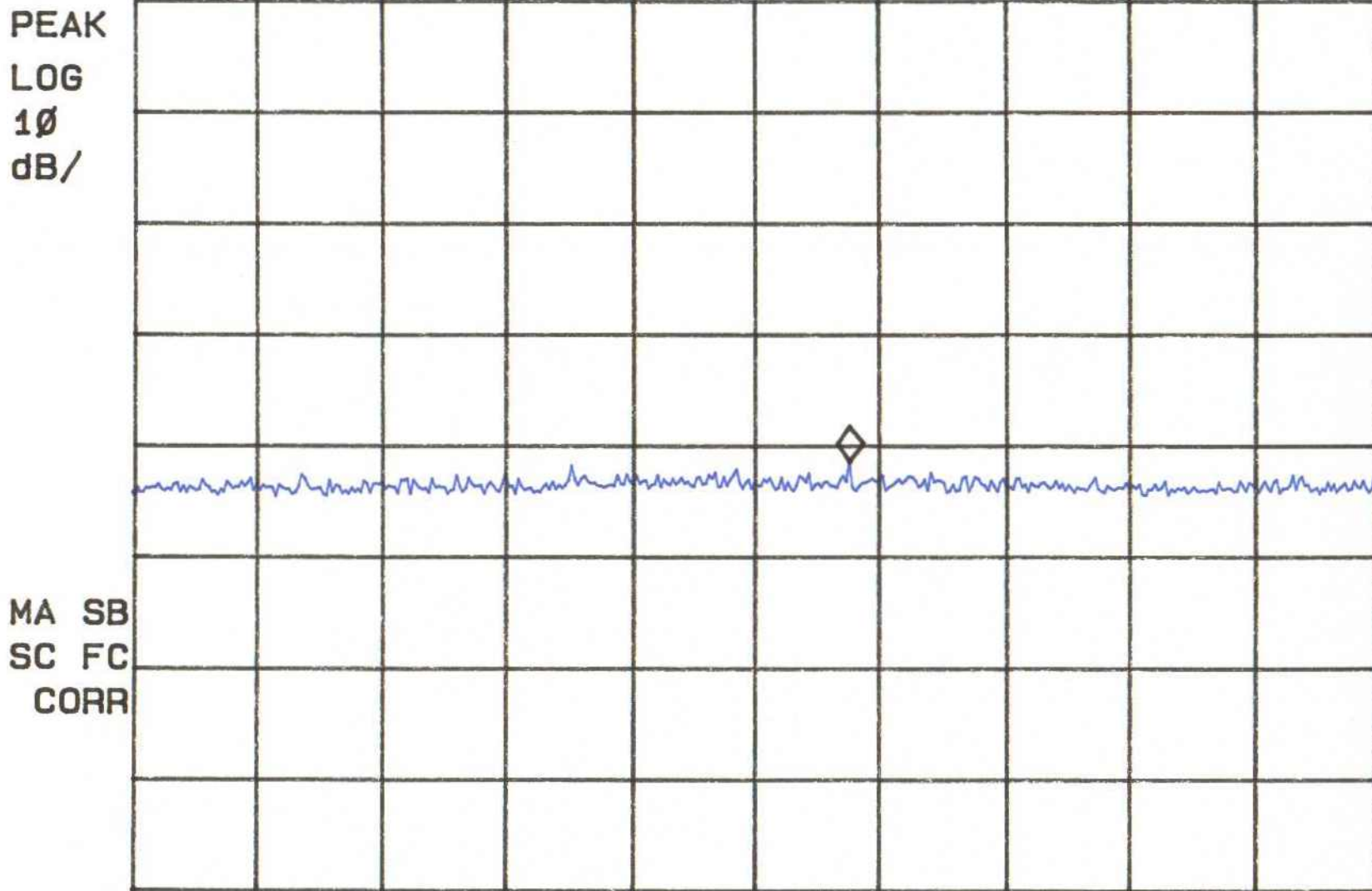
VBW 300 kHz

SPAN 2.000 MHz

SWP 20.0 msec

12: 20: 58 20 APR 2012
GOJO#6350 PEOPLE FCCC 4TH V
REF 70.0 dBμV #AT 0 dB

MKR 3.640155 GHz
28.62 dBμV



CENTER 3.640000 GHz
#RES BW 1.0 MHz

VBW 300 kHz

SPAN 2.000 MHz
SWP 20.0 msec

12: 47: 30 20 APR 2012

hp GOJO#6350 PEOPLE FCCC 5TH H

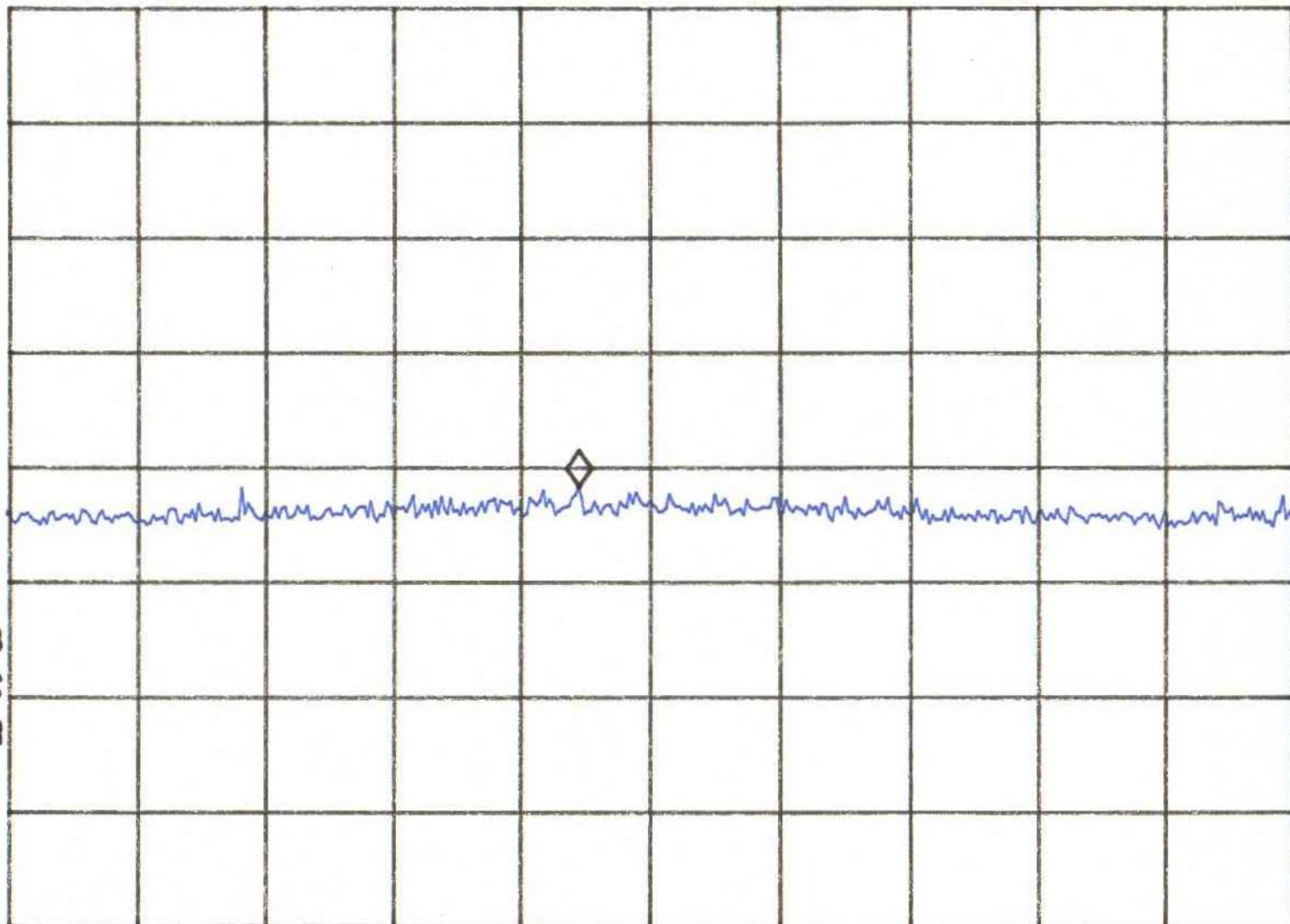
MKR 4.549890 GHz

REF 70.0 dB μ V

#AT 0 dB

28.38 dB μ V

PEAK
LOG
10
dB/



MA SB
SC FC
CORR

CENTER 4.550000 GHz

#RES BW 1.0 MHz

VBW 300 kHz

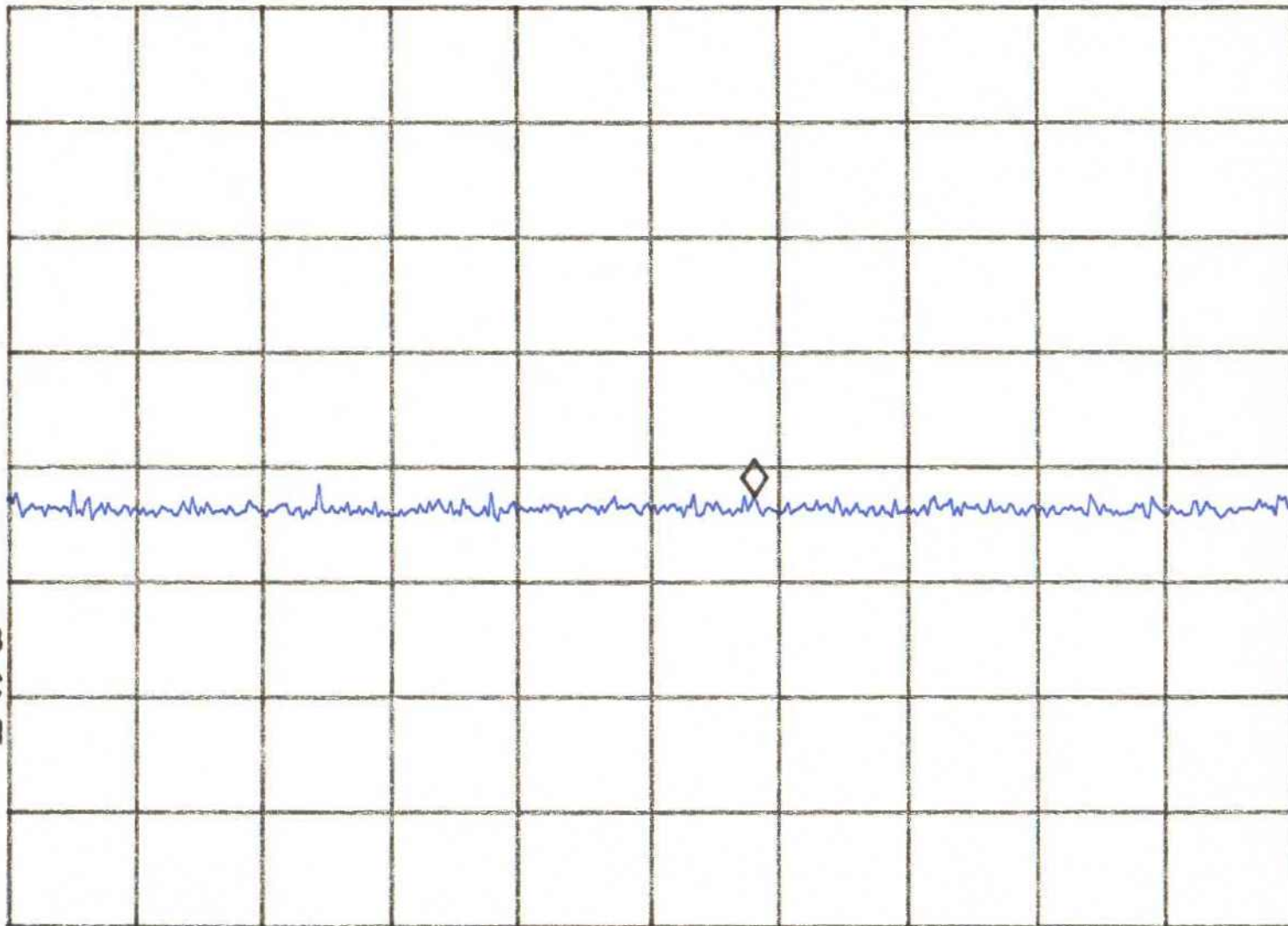
SPAN 2.000 MHz

SWP 20.0 msec

12: 50: 35 20 APR 2012
GOJO#6350 PEOPLE FCCC 6TH H
REF 70.0 dBμV #AT 0 dB

MKR 5.460160 GHz
27.51 dBμV

PEAK
LOG
10
dB/



MA SB
SC FC
CORR

CENTER 5.460000 GHz
#RES BW 1.0 MHz

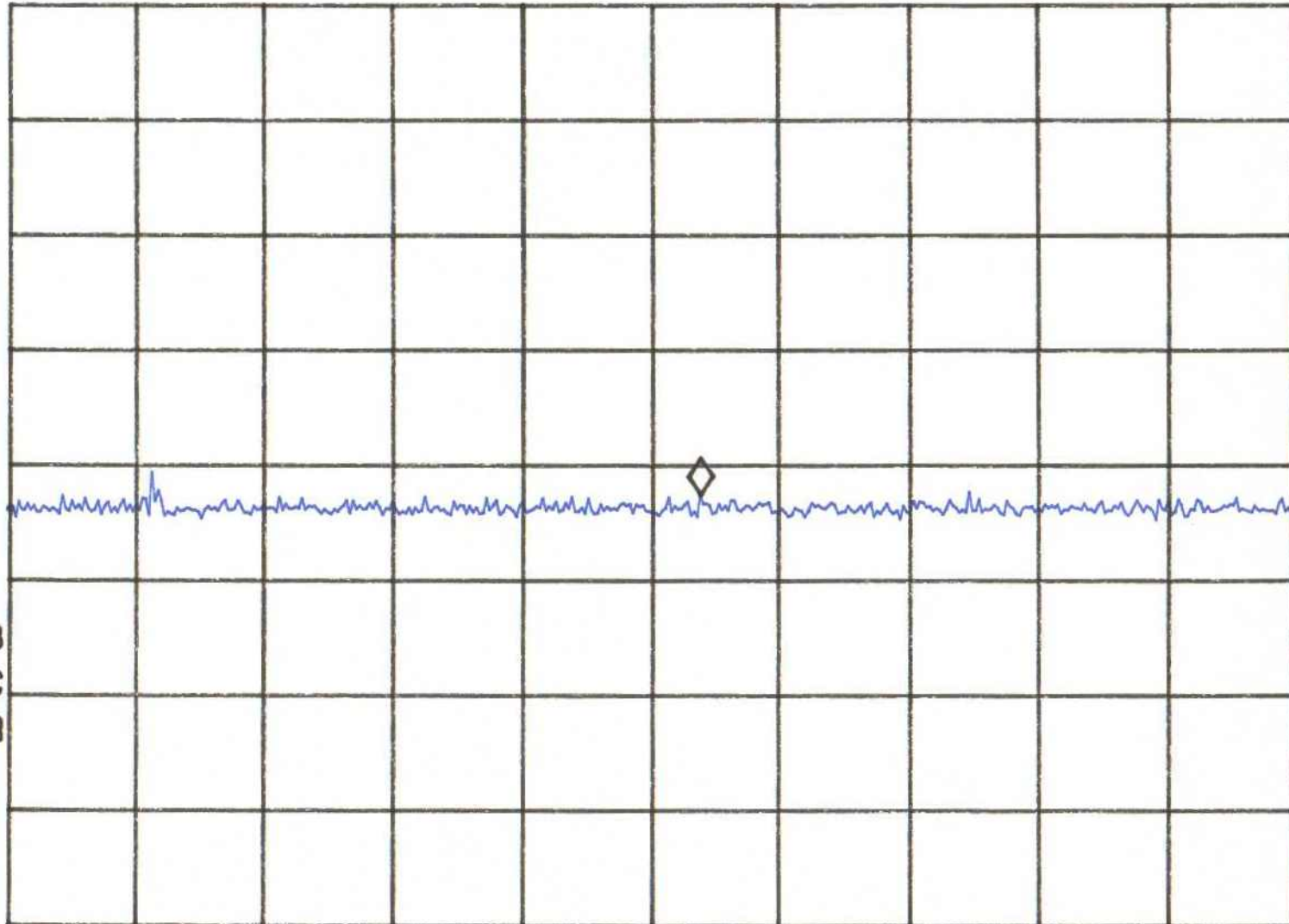
VBW 300 kHz

SPAN 2.000 MHz
SWP 20.0 msec

12: 31: 55 20 APR 2012
G0J0#6350 PEOPLE FCCC 7TH V
REF 70.0 dBμV #AT 0 dB

MKR 6.370075 GHz
27.47 dBμV

PEAK
LOG
10
dB/



MA SB
SC FC
CORR

CENTER 6.370000 GHz
#RES BW 1.0 MHz

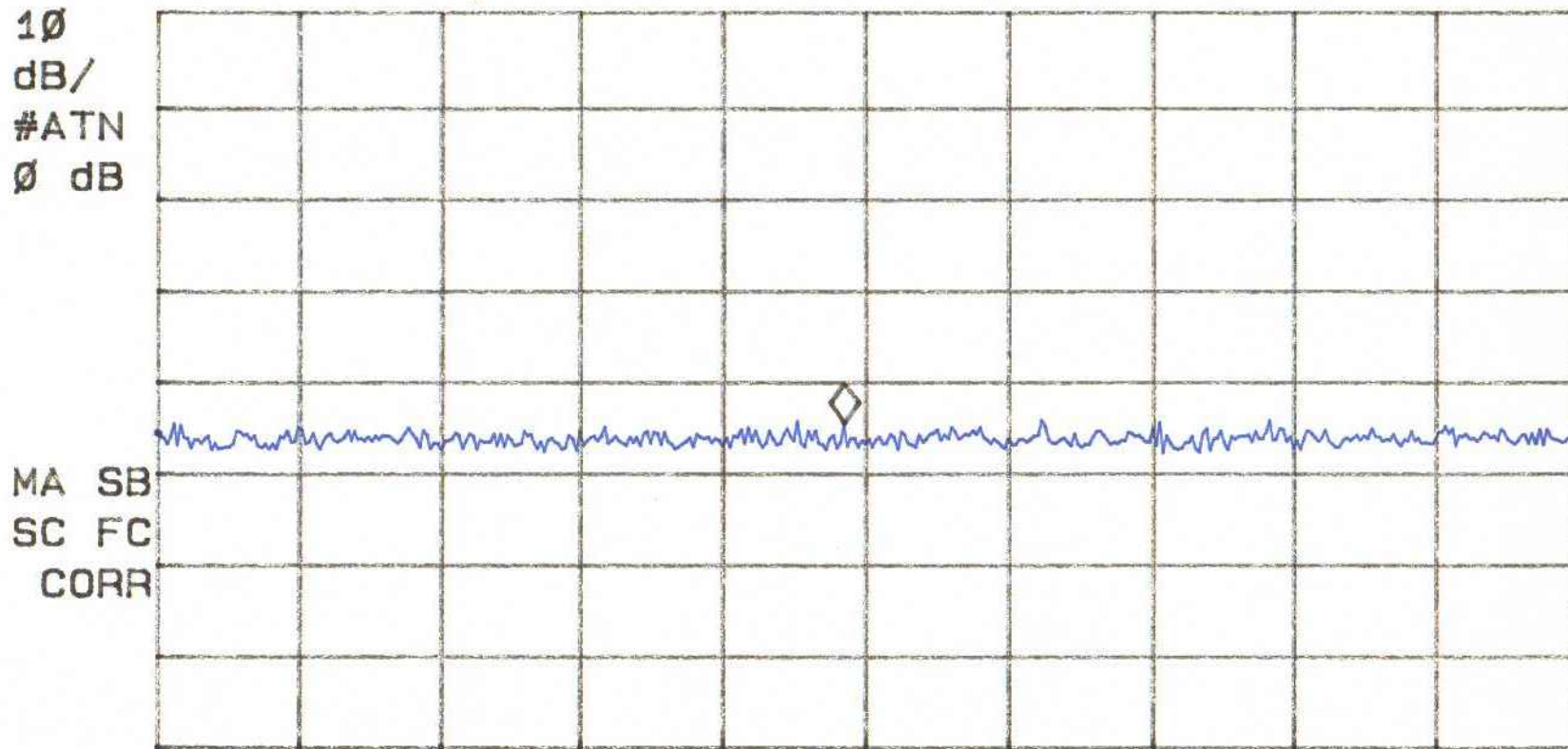
VBW 300 kHz

SPAN 2.000 MHz
SWP 20.0 msec

13: 15: 35 APR 20, 2012
hp GOJ0#6350 PEOPLE FCCC 8TH V

ACTV DET: PEAK
MEAS DET: PEAK QP AVG
MKR 7.279970 GHz
25.40 dBμV
PREAMP ON

LOG REF 70.0 dBμV



MA SB
SC FC
CORR

CENTER 7.280000 GHz

SPAN 2.000 MHz

#IF BW 1.0 MHz

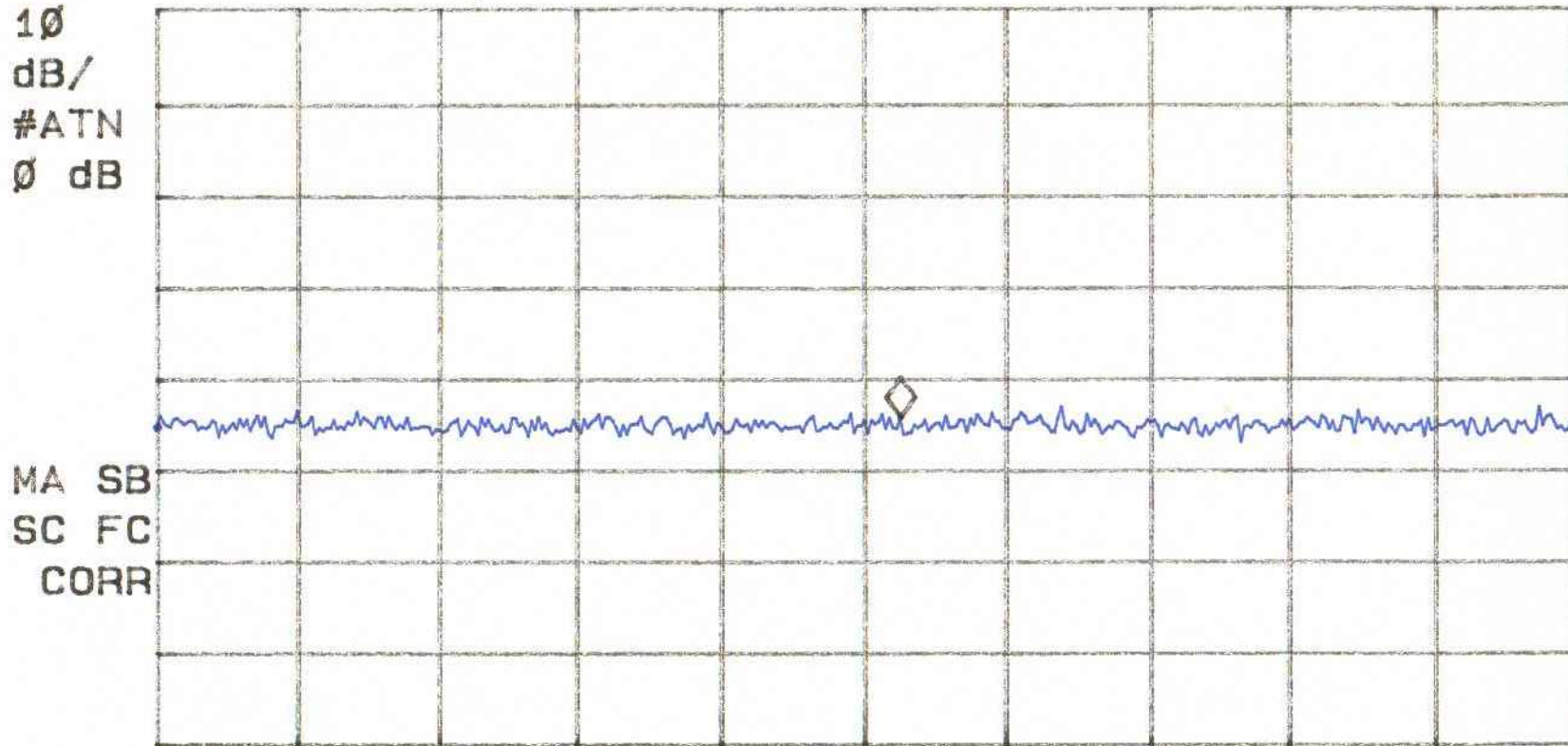
AVG BW 300 kHz

SWP 20.0 msec

13: 18: 12 APR 20, 2012
GOJO#6350 PEOPLE FCCC 9TH V

ACTV DET: PEAK
MEAS DET: PEAK QP AVG
MKR 819.050 MHz
25.63 dB μ V
PREAMP ON

LOG REF 70.0 dB μ V



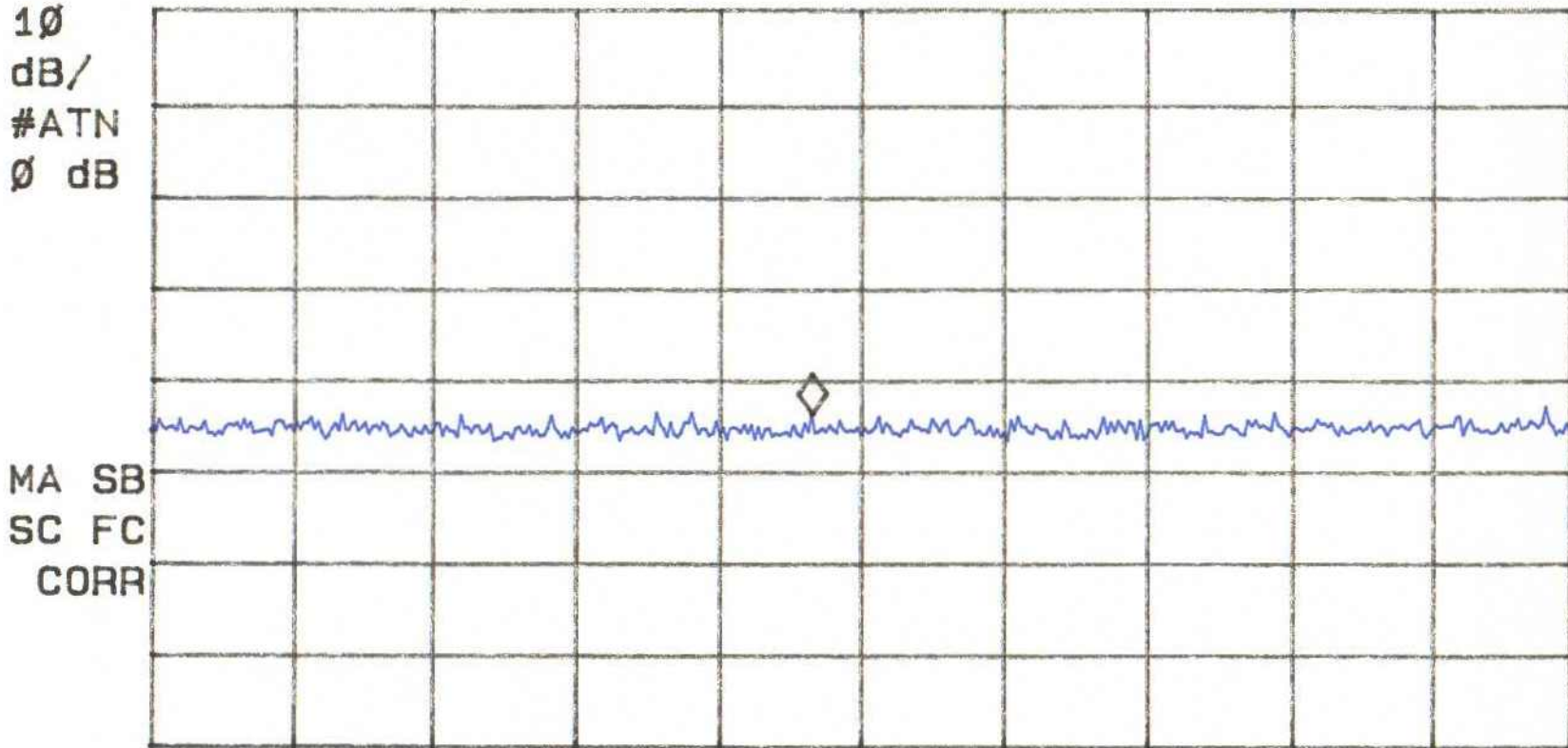
MA SB
SC FC
CORR

CENTER 819.000 MHz SPAN 2.000 MHz
#IF BW 1.0 MHz AVG BW 300 kHz SWP 20.0 msec

13: 11: 43 APR 20, 2012
hp GOJO#6350 PEOPLE FCCC 10TH H

ACTV DET: PEAK
MEAS DET: PEAK QP AVG
MKR 9.099930 GHz
26.17 dB μ V
PREAMP ON

LOG REF 70.0 dB μ V



MA SB
SC FC
CORR

CENTER 9.100000 GHz SPAN 2.000 MHz
#IF BW 1.0 MHz AVG BW 300 kHz SWP 20.0 msec

DIVERSIFIED T.E.S.T. TECHNOLOGIES, INC. TEST REPORT

GOJO Industries
2840-811 People Counter

Project Number:
6350

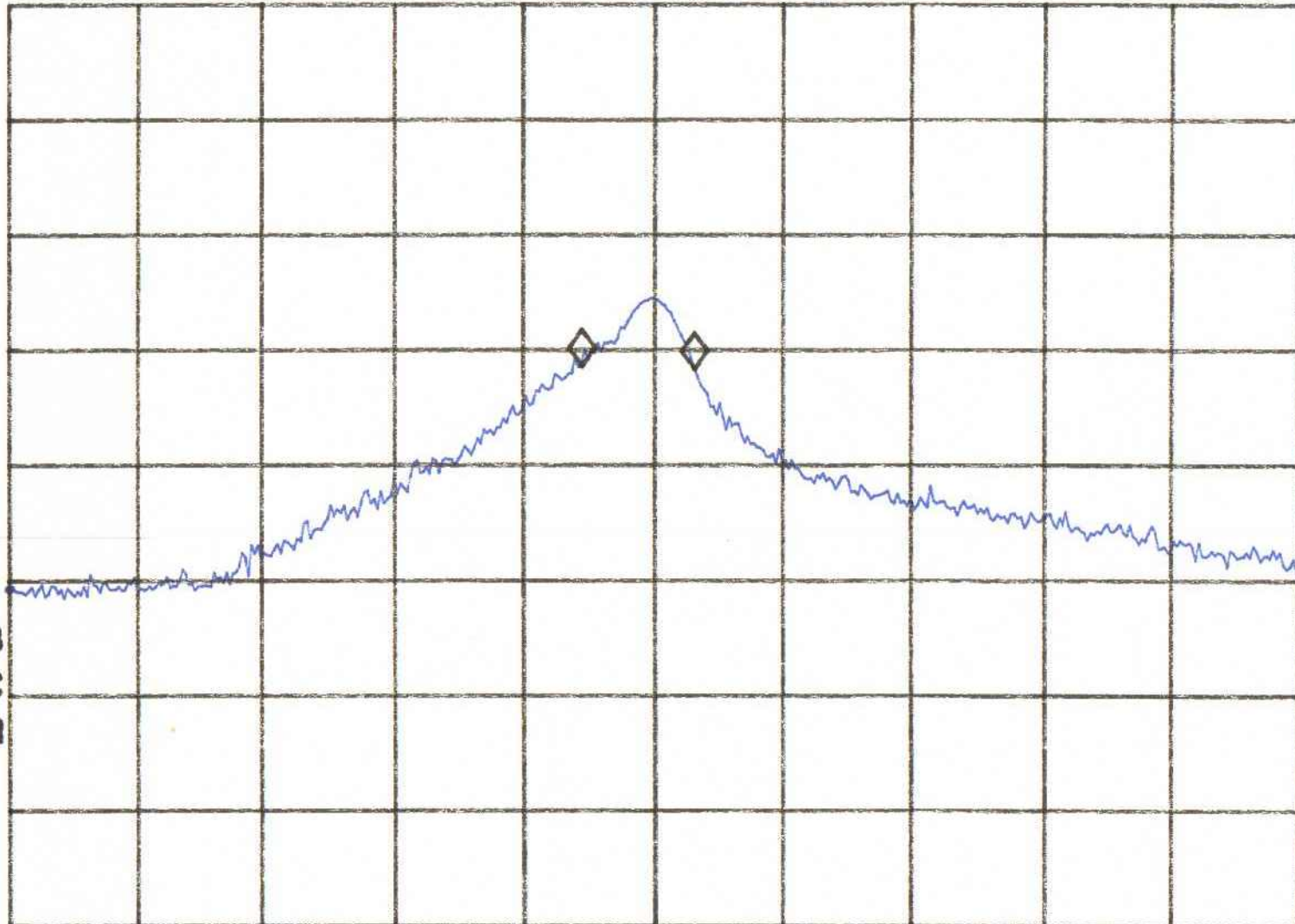
Test Datasheets-Bandwidth Test Minimum 6dB Bandwidth less than 500 KHz

3 Pages of Data to Follow

09: 31: 29 20 APR 2012
GOJO#6350 PEOPLE FCCC BANDWIDTH
REF 80.0 dBμV AT 10 dB

MKR Δ 170 KHz
-.30 dB

PEAK
LOG
10
dB/



CENTER 910.000 MHz
#RES BW 120 KHz

VBW 300 KHz

SPAN 2.000 MHz
SWP 20.0 msec

09: 26: 39 20 APR 2012

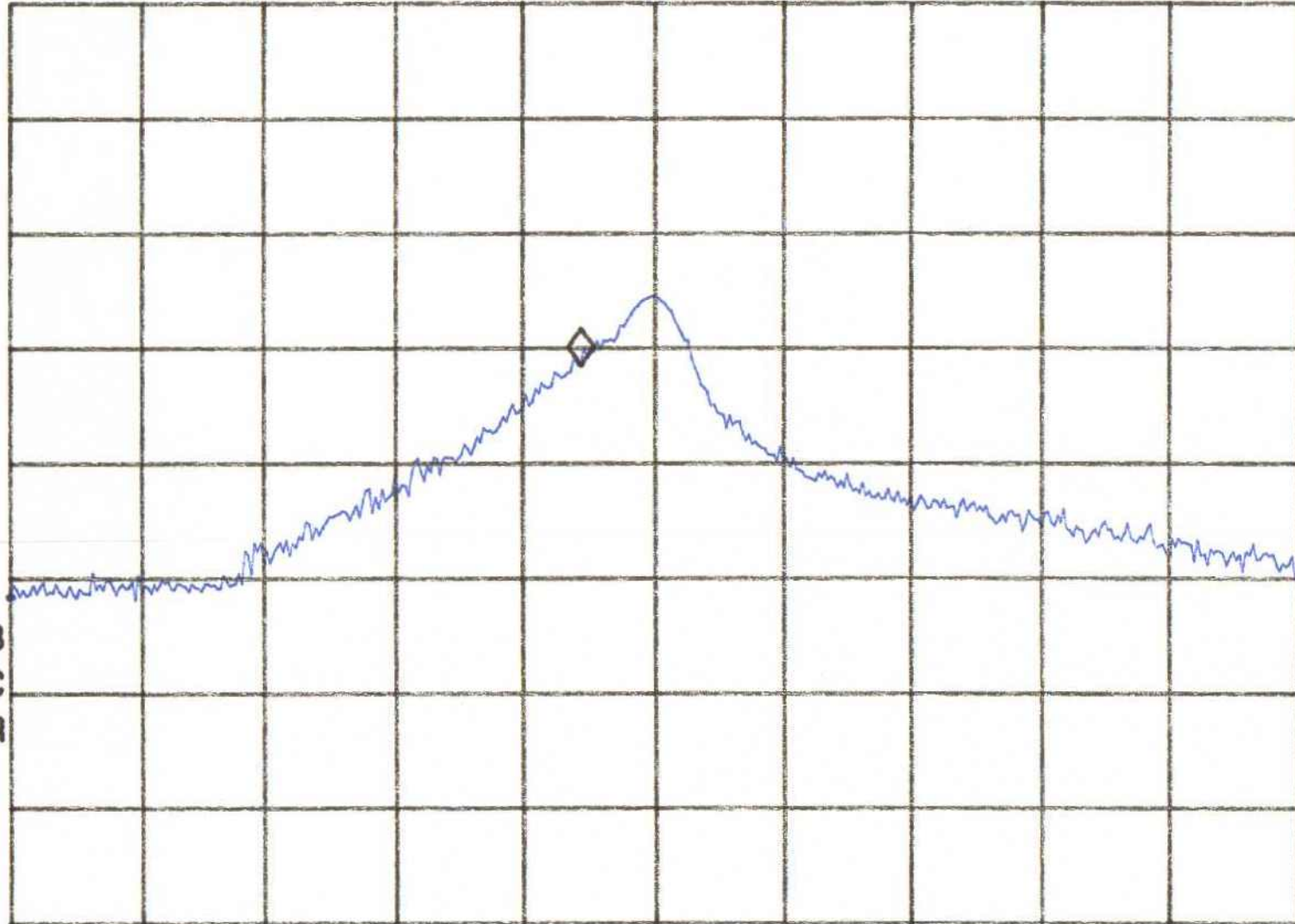
GOJO#6350 PEOPLE FCCC BANDWIDTH

MKR 909.890 MHz

REF 80.0 dBμV AT 10 dB

48.52 dBμV

PEAK
LOG
10
dB/



MA SB
SC FC
CORR

CENTER 910.000 MHz
#RES BW 120 KHZ

VBW 300 KHZ

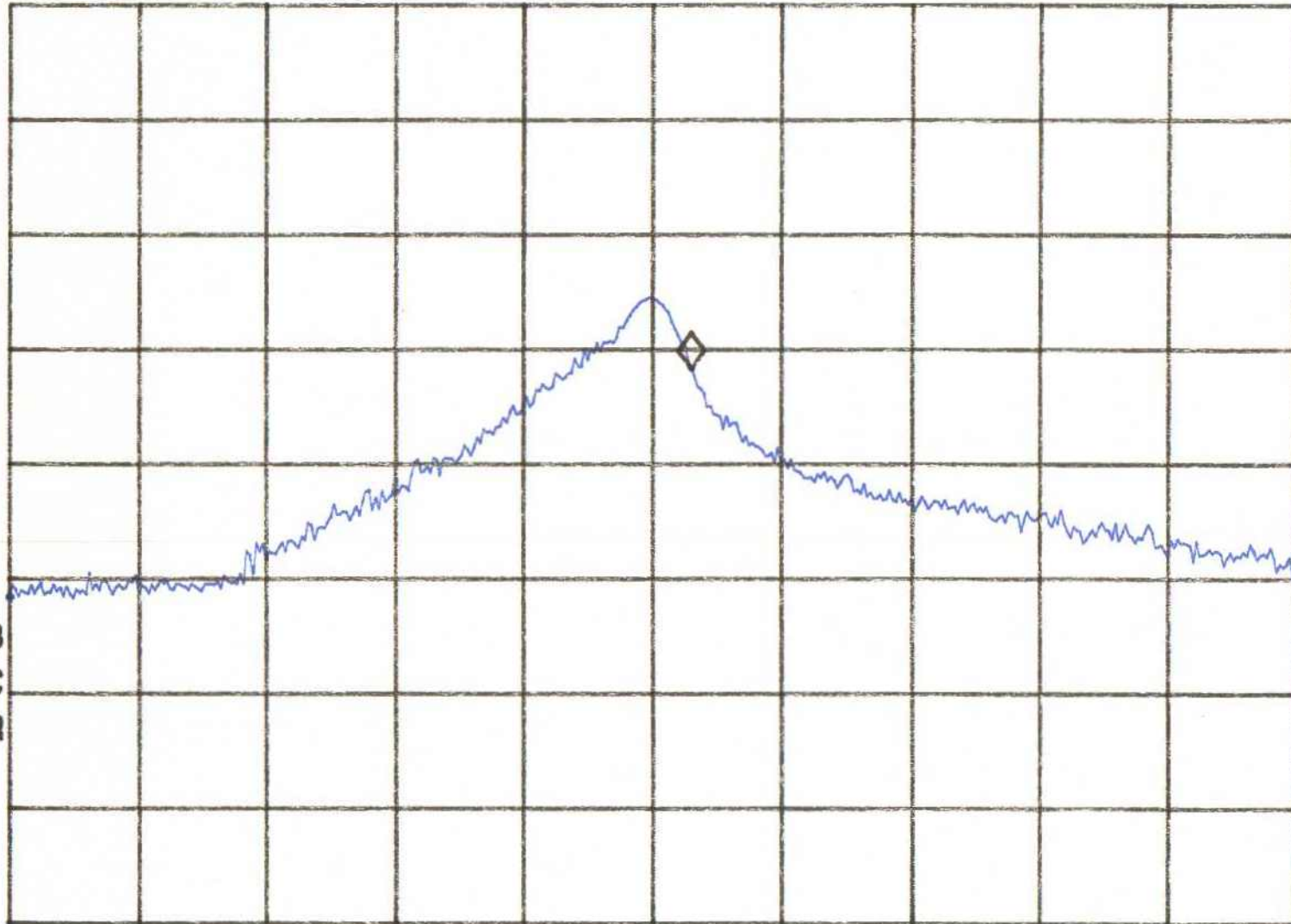
SPAN 2.000 MHz
SWP 20.0 msec

09:28:18 20 APR 2012
GOJO#6350 PEOPLE FCCC BANDWIDTH
REF 80.0 dBμV AT 10 dB

MKR 910.060 MHz
48.32 dBμV

PEAK
LOG
10
dB/

MA SB
SC FC
CORR



CENTER 910.000 MHz
#RES BW 120 KHz

VBW 300 KHz

SPAN 2.000 MHz
SWP 20.0 msec

DIVERSIFIED T.E.S.T. TECHNOLOGIES, INC. TEST REPORT

GOJO Industries
2840-811 People Counter

Project Number:
6350

Measurement Protocol

The methodology used during the testing performed on the EUT in this report was ANSI C63.4:2009.

The EUT was powered with 4.5 Volts DC during the collection of data included within this report.

The data is compared to FCC Part 15.249 C limits.

Please have a company official review this report and sign.