

Generic Safety and Compliance Notices



Regulatory Notice for IP Duet 3 Chrome 11Q727

Chapter 1. European Union (EU) / United Kingdom (UK) Compliance

UK declaration of conformity



Hereby, Lenovo declares that the wireless equipment listed in this document is in compliance with the UK Radio Equipment Regulations SI 2017 No. 1206.

The full text of the system UK declaration of conformity is available at: <https://www.lenovo.com/us/en/compliance/uk-doc>

UK RF exposure information

This device meets the UK requirements and the International Commission on Non-Ionizing Radiation Protection (ICNIRP) guidelines for general public's exposure to electromagnetic fields. To limit RF exposure, and comply with the RF exposure requirements, use this device under good radio signal conditions and keep the antennas at a minimum separation distance of 20 cm from the user's body.

For devices that have a SAR test value (as listed in "" on page), where the location of the antennas is close to the user's body (< 20 cm), you can find the SAR values in the *Setup Guide* that came with your device.

EU declaration of conformity



English

Hereby, Lenovo declares that the wireless equipment listed in this document is in compliance with the EU Radio Equipment Directive 2014/53/EU.

The full text of the system EU Declaration of Conformity is available at: <https://www.lenovo.com/us/en/compliance/eu-doc>

EU RF exposure information

This device meets the EU requirements and the International Commission on Non-Ionizing Radiation Protection (ICNIRP) guidelines for general public's exposure to electromagnetic fields. To limit RF exposure, and comply with the RF exposure requirements, use this device under good radio signal conditions and keep the antennas at a minimum separation distance of 20 cm from the user's body.

For devices that have a SAR test value (as listed in "" on page), where the location of the antennas is close to the user's body (< 20 cm), you can find the SAR values in the *Setup Guide* that came with your device.

Bulgarian

С настоящото Lenovo Pte. Ltd. декларира, че безжичното оборудване, споменато в този раздел, съответства на Директивата на ЕС за радиооборудване 2014/53/EC.

Пълният текст на декларацията за съответствие на ЕС относно системата е наличен на <https://www.lenovo.com/us/en/compliance/eu-doc>.

Информация на ЕС за РЧ излагането

Това устройство отговаря на изискванията на ЕС и на указанията на Международната комисия за защита срещу нейонизиращите лъчения (МКЗНЛ) относно излагането на населението на електромагнитни полета.

За да се ограничи РЧ излагането и да се осигури съответствие с изискванията за РЧ излагане, използвайте това устройство при добри условия на радиосигнала и дръжте антените на разстояние най-малко 20 см от тялото на потребителя.

За устройства, за които е посочена стойност при измерване на SAR (както е вписано в "" on page), където разположението на антените е близо до тялото на потребителя (< 20 cm), можете да откриете стойностите на SAR в *Ръководството за настройка*, което се предоставя с устройството.

Croatian

Tvrtka Lenovo ovime izjavljuje da je bežična oprema navedena u ovom dokumentu u skladnosti s EU Direktivom o radijskoj opremi 2014/53/EU.

Potpuni tekst EU izjave o skladnosti sustava dostupan je na <https://www.lenovo.com/us/en/compliance/eu-doc>.

EU informacije o izloženosti RF-u

Ovaj uređaj ispunjava zahtjeve EU-a i smjernice Međunarodne komisije za zaštitu od neionizirajućeg zračenja (ICNIRP) vezano za izloženost stanovništva elektromagnetskim poljima.

Zbog ograničavanja izloženosti RF-u i udovoljavanja zahtjevima izloženosti RF-u upotrebljavajte ovaj uređaj u uvjetima dobrog radijsignala te neka antene budu na minimalnoj udaljenosti od 20 cm od tijela korisnika.

Za uređaje koji imaju vrijednost ispitivanja SAR-a (kako je navedeno u "" on page), gdje je lokacija antena blizu tijela korisnika (< 20 cm), vrijednosti SAR-a možete pronaći u *Vodiču za postavljanje* koji ste dobili s uređajem.

Czech

Společnost Lenovo tímto prohlašuje, že bezdrátová zařízení uvedená v tomto dokumentu splňují základní i další relevantní požadavky směrnice EU o rádiových zařízeních 2014/53/EU.

Úplný text EU prohlášení o shodě systému je k dispozici na adrese <https://www.lenovo.com/us/en/compliance/eu-doc>.

Informace o expozici RF pro zákazníky z EU

Toto zařízení splňuje požadavky EU stanovené pro expozici veřejnosti elektromagnetickým polím a související pokyny Mezinárodní komise pro ochranu před neionizačním zářením (ICNIRP).

V zájmu omezení expozice RF polím a dodržení požadavků na expozici RF polím toto zařízení používejte při dobrém rádiovém signálu a udržujte antény vzdálené alespoň 20 cm od těla uživatele.

Pokud má zařízení stanovenou zkušební hodnotu SAR (jejich seznam je uveden v části "" on page), naleznete hodnoty SAR pro umístění antén do blízkosti těla uživatele (<20 cm) v *Návodu k nastavení*, který je dodáván společně se zařízením.

Danish

Lenovo erklærer hermed, at det trådløse udstyr, der er angivet i dette dokument, overholder EU-direktivet om radioudstyr 2014/53/EU.

Hele teksten til EU's overensstemmelseserklæring for systemet er tilgængelig på <https://www.lenovo.com/us/en/compliance/eu-doc>.

EU-oplysninger om eksponering for radiofrekvensstråling

Denne enhed overholder EU-kravene og retningslinjerne fra ICNIRP (International Commission on Non-ionizing Radiation Protection) for offentlig eksponering for elektromagnetiske stråler.

For at begrænse eksponeringen for radiofrekvensstråling skal denne enhed bruges under gode radiosignalforhold, og antennerne skal holdes i en afstand på mindst 20 cm fra brugerens krop.

For enheder, der har en SAR-testværdi (som angivet i "" on page), hvor placeringen af antennerne er tæt på brugerens krop (< 20 cm), kan du finde SAR-værdierne i den *Opsætningsvejledning*, der fulgte med enheden.

Dutch

Hierbij verklaart Lenovo dat de draadloze apparatuur die in dit document wordt vermeld, voldoet aan EU-richtlijn 2014/53/EU inzake radioapparatuur.

De volledige tekst van de EU-conformiteitsverklaring voor het systeem is beschikbaar op <https://www.lenovo.com/us/en/compliance/eu-doc>.

EU-informatie over RF-blootstelling

Dit apparaat voldoet aan de EU-vereisten en de richtlijnen van de ICNIRP (International Commission on Non-ionizing Radiation Protection) voor blootstelling van het algemene publiek aan elektromagnetische velden.

Om RF-blootstelling te beperken en te voldoen aan de vereisten voor RF-blootstelling, dient u dit apparaat te gebruiken in situaties met een goede signaalontvangst en de antenne op ten minste 20 cm van het lichaam van de gebruiker te houden.

Voor apparaten met een SAR-testwaarde (zoals vermeld in "" on page), waarbij de antenne zich dicht bij het lichaam van de gebruiker (< 20 cm) bevindt, vindt u de SAR-waarden in de *installatiegids* die bij uw apparaat werd geleverd.

Estonian

Siinkohal kinnitab ettevõtte Lenovo et käesolevas dokumendis kirjeldatud juhtmeta seadmed on kooskõlas ELi raadioseadmete direktiiviga 2014/53/EL.

Süsteemi ELi vastavusdeklaratsiooni täielik tekst on saadaval siin: <https://www.lenovo.com/us/en/compliance/eu-doc>.

ELi raadiosagedusega kokkupuudet käsitlev teave

See seade vastab EL nõuetele ja rahvusvahelise mitteioniseeriva kiirguse eest kaitsmise komisjoni (ICNIRP) juhiste elanikkonna elektromagnetväljadega kokkupuute kohta.

Raadiosageduse kiirguse piiramiseks ja nõuete täitmiseks sellega kokkupuutel kasutage seda seadet kohtades, kus on hea raadiosignaal ning hoidke antenne vähemalt 20 cm kasutaja kehast kaugemal.

Seadmetel, millel on SAR-testi väärtus sellest (loetletud "" on page), kui antennid asuvad kasutaja keha lähedal (<20 cm). SAR-i väärtused leiate seadmega kaasasolevast *Seadistusjuhendist*.

Finnish

Lenovo ilmoittaa täten, että tässä asiakirjassa mainittu langaton laite on EU:n radiolaitedirektiivin 2014/53/EU mukainen.

Järjestelmän EU-vaatimustenmukaisuusvakuutuksen koko teksti on saatavilla osoitteessa <https://www.lenovo.com/us/en/compliance/eu-doc>.

Radiotaajuuksille altistumista koskevat tiedot (EU)

Tämä laite täyttää EU:n vaatimukset sekä kansainvälinen ionisoimattoman säteilyn toimikunnan (ICNIRP) ohjeistukset koskien ihmisten altistumista sähkömagneettisille kentille.

Käytä tätä laitetta olosuhteissa, joissa on hyvä radiosignaali, ja pidä antennit vähintään 20 cm etäisyydellä käyttäjän kehosta rajoittaaksesi radiotaajuuksille altistumista ja noudattaaksesi radiotaajuuksille altistumista koskevia vaatimuksia.

Jos laitteella on SAR-testiarvo (katso luettelo kohdasta "" on page) ja antennien sijainti on lähellä käyttäjän kehoa (<20 cm), löydät SAR-arvot laitteesi mukana toimitetusta *asennusoppaasta*.

French

Par la présente, Lenovo déclare que les équipements sans fil listés dans ce document sont conformes à la directive 2014/53/UE sur les équipements radio de l'UE.

Le texte complet de la déclaration européenne de conformité du système est disponible à l'adresse <https://www.lenovo.com/us/en/compliance/eu-doc>.

Informations sur l'exposition aux radiofréquences au sein de l'UE

Ce périphérique répond aux exigences de l'Union européenne et aux directives de la Commission internationale sur la protection anti-ionisation par rayonnement (ICNIRP) concernant l'exposition du public aux champs électromagnétiques.

Pour limiter l'exposition aux radiofréquences et répondre aux exigences en matière d'exposition aux radiofréquences, utilisez ce périphérique dans de bonnes conditions de signal radio et respectez une distance minimale de 20 cm entre les antennes et le corps de l'utilisateur.

Les valeurs DAS (telles que répertoriées dans "" on page) des périphériques dont les antennes sont proches du corps de l'utilisateur (< 20 cm) sont répertoriées dans le *guide de configuration* fourni avec votre périphérique.

German

Hiermit erklärt Lenovo dass das in diesem Dokument aufgelistete Funkgerät die EU-Funkanlagen-Richtlinie 2014/53/EU erfüllt.

Der vollständige Wortlaut der EU-Konformitätserklärung für das System ist unter <https://www.lenovo.com/us/en/compliance/eu-doc> verfügbar.

EU-Informationen zur Belastung durch Funkwellen

Dieses Gerät erfüllt die EU-Anforderungen und die ICNIRP-Richtlinien (International Commission on Non-ionizing Radiation Protection) zur Belastung der Allgemeinheit durch elektromagnetische Felder.

Um die Belastung durch Funkwellen einzuschränken und die Anforderungen zur Belastung durch Funkwellen zu erfüllen, verwenden Sie das Gerät unter guten Funksignalbedingungen und halten Sie die Antennen mindestens 20 cm vom Körper des Benutzers fern.

Für Geräte mit einem SAR-Testwert (aufgelistet in “” on page), bei denen die Position der Antennen nahe am Körper des Benutzers (< 20 cm) liegt, finden Sie die SAR-Werte in der *Einrichtungsanleitung* Ihres Geräts.

Greek

Με το παρόν, η Lenovo δηλώνει ότι ο ασύρματος εξοπλισμός που αναγράφεται στο παρόν έγγραφο συμμορφώνεται με την Οδηγία περί Ραδιοεξοπλισμού 2014/53/ΕΕ της ΕΕ.

Το πλήρες κείμενο της Δήλωσης Συμμόρφωσης ΕΕ για το σύστημα είναι διαθέσιμο στη διεύθυνση <https://www.lenovo.com/us/en/compliance/eu-doc>.

Πληροφορίες περί Έκθεσης σε ραδιοσυχνότητες (RF) για την ΕΕ

Αυτή η συσκευή πληροί τις απαιτήσεις της ΕΕ και τις κατευθυντήριες γραμμές της Διεθνούς Επιτροπής για την προστασία από μη ιοντίζουσες ακτινοβολίες (ICNIRP) για την έκθεση του κοινού σε ηλεκτρομαγνητικά πεδία.

Για να περιορίσετε την έκθεση σε ραδιοσυχνότητες (RF) και να συμμορφώσετε με τις απαιτήσεις για την έκθεση σε ραδιοσυχνότητες, χρησιμοποιήστε αυτήν τη συσκευή σε συνθήκες καλού σήματος ραδιοεπικοινωνίας και φροντίστε ώστε οι κεραίες να είναι σε ελάχιστη απόσταση 20 cm από το σώμα σας.

Για συσκευές που έχουν τιμή δοκιμής SAR (όπως αναγράφεται στη “” on page), όπου η θέση των κεραιών είναι κοντά στο σώμα του χρήστη (< 20 cm), μπορείτε να ανατρέξετε στις τιμές SAR στον *Οδηγό χρήσης* που συνοδεύει τη συσκευή σας.

Hungarian

A Lenovo kijelenti, hogy a jelen dokumentumban említett vezeték nélküli készülék megfelel a 2014/53/EU számú, EU Rádióberendezésekről szóló direktívában foglaltaknak.

A rendszer EU-s megfelelőségi nyilatkozatának teljes szövege a következő weboldalon olvasható: <https://www.lenovo.com/us/en/compliance/eu-doc>.

EU rádiófrekvenciás kitettséggel kapcsolatos információk

Ez az eszköz megfelel az Európai Unió követelményeknek, és a Nemzetközi Nem Ionizáló Sugárzás Elleni Védelmi Bizottság lakosság elektromágneses mezőknek való kitettségére vonatkozó irányelveinek.

A rádiófrekvenciás kitettség korlátozásának, és a rádiófrekvenciának való kitettség követelményeinek való megfelelés érdekében megfelelő erősségű rádiójelek mellett használja az eszközt, és az antennákat tartsa a felhasználó testétől legalább 20 cm távolságra.

Azon fajlagos energiaeinyelési tesztértékekkel rendelkező (a “” on page listában felsorolt) eszközök fajlagos energiaeinyelési értékeiket, amelyeknél az antennák a felhasználó testéhez közel vannak (< 20 cm), az eszközhöz kapott *Felhasználói kézikönyvben* találja.

Italian

Con la presente documentazione, Lenovo dichiara che l'apparecchiatura wireless indicata in questo documento è conforme alla direttiva EU 2014/53/EU sulle apparecchiature radio.

Il testo integrale della dichiarazione di conformità dei sistemi dell'UE è disponibile all'indirizzo <https://www.lenovo.com/us/en/compliance/eu-doc>.

Informazioni sull'esposizione alle frequenze radio per l'UE

Questo dispositivo soddisfa i requisiti dell'UE e le linee guida della Commissione internazionale sulla protezione dalle radiazioni non ionizzanti (ICNIRP) per l'esposizione generale dei consumatori ai campi elettromagnetici.

Per limitare l'esposizione alle frequenze radio e soddisfare i requisiti di esposizione alle frequenze radio, utilizzare questo dispositivo in buone condizioni di segnale radio e mantenere le antenne a una distanza minima di 20 cm dal corpo dell'utente.

Per dispositivi che hanno un valore di test SAR (come elencato in “” on page), in cui la posizione delle antenne è vicina al corpo dell'utente (< 20 cm), è possibile trovare i valori SAR nella *Guida all'installazione* fornita con il dispositivo.

Latvian

Ar šo uzņēmums Lenovo paziņo, ka šajā dokumentā norādītais bezvadu aprīkojums atbilst ES Direktīvai 2014/53/EK par radioiekārtām.

Pilns ES atbilstības deklarācijas teksts ir pieejams šajā interneta adresē: <https://www.lenovo.com/us/en/compliance/eu-doc>.

ES informācija par pakļaušanu RF iedarbībai

Šī ierīce atbilst ES prasībām un Starptautiskās nejonizējošā starojuma aizsardzības komisijas (SNSAK) vadlīnijām par vispārējo sabiedrības pakļaušanu elektromagnētisko lauku iedarbībai.

Lai ierobežotu pakļaušanu RF iedarbībai un ievērotu pakļaušanas RF iedarbībai prasībām, izmantojiet ierīci laba radio signāla apstākļos un uzturiet antenas vismaz 20 cm atstatumā no lietotāja ķermeņa.

Ierīcēm, kurām ir SAR testa vērtība (kā norādīts šeit: “” on page), kad antenu atrašanās vieta ir tuvu lietotāja ķermenim (<20 cm), varat atrast SAR vērtības *iestatīšanas rokasgrāmatā*, kas piegādāta kopā ar ierīci.

Lithuanian

Lenovo pareiškia, kad šiame dokumente nurodyta belaidė įranga atitinka ES radijo įrangos direktyvos 2014/53/ES reikalavimus.

Visą sistemą ES atitiktis deklaracijos tekstą galite rasti adresu <https://www.lenovo.com/us/en/compliance/eu-doc>.

Informacija apie ES reikalavimus dėl RD poveikio

Šis įrenginys atitinka ES reikalavimus ir Tarptautinės apsaugos nuo nejonizuojančiosios spinduliuotės komisijos (toliau – TANSK) elektromagnetinių laukų poveikio plačiajai visuomenei gaires.

Kad būtų apribotas RD poveikis ir laikomasi reikalavimų dėl RD poveikio, šį įrenginį reikia naudoti esant geroms radijo signalų sąlygoms, o tarp antenų ir naudotojo kūno turi būti ne mažesnis nei 20 cm atstumas.

Įrenginio, kuriam nustatyta SSS bandymo vertė (kaip nurodyta “” on page) ir kurio antenos yra arti (<20 cm) naudotojo kūno, SSS vertes rasite prie įrenginio pridedamame *sąrankos vadove*.

Norwegian

Lenovo erklærer herved at det trådløse utstyret som er oppført i dette kapittelet, er i samsvar med direktiv 2014/53/EU om radioutstyr.

Hele teksten til EUs samsvarserklæring finner du her <https://www.lenovo.com/us/en/compliance/eu-doc>.

EU RF-eksponeringsinformasjon

Denne enheten oppfyller EUs krav og ICNIRPs (International Commission on Non-Ionizing Radiation Protection) retningslinjer for allmennhetens eksponering for elektromagnetiske felt.

For å begrense RF-eksponering og oppfylle RF-eksponeringskravene, bør denne enheten brukes under gode radiosignalforhold og antennene bør ha en minimumsavstand på 20 cm til brukerens kropp.

For enheter som har en SAR-testverdi (som oppført i “” on page), der antennes plassering er nær brukerens kropp (<20 cm), kan du finne SAR-verdiene i *Installasjonsveiledningen* som fulgte med enheten.

Polish

Firma Lenovo niniejszym oświadcza, że urządzenia bezprzewodowe wymienione w tym dokumencie spełniają wymagania dyrektywy UE w sprawie sprzętu radiowego 2014/53/EU.

Pełna treść deklaracji zgodności systemu z wymaganiami UE jest dostępna pod adresem <https://www.lenovo.com/us/en/compliance/eu-doc>.

Informacje o narażeniu na działanie częstotliwości radiowych UE

Urządzenie to spełnia wymagania UE oraz wytyczne Międzynarodowej Komisji Ochrony przed Promieniowaniem Niejonizującym (ICNIRP) dotyczące narażenia ogółu ludności na oddziaływanie pól elektromagnetycznych.

Aby ograniczyć narażenie na działanie częstotliwości radiowych i spełniać wymagania dotyczące narażenia na działanie częstotliwości radiowych, należy używać tego urządzenia w warunkach dobrego sygnału radiowego i umieścić anteny w odległości co najmniej 20 cm od ciała użytkownika.

W przypadku urządzeń, które mają wartość testu SAR (zgodnie z listą “” on page), gdzie umiejscowienie anten znajduje się blisko ciała użytkownika (mniej niż 20 cm), wartości SAR można znaleźć w *Podręczniku konfiguracji* dołączonym do urządzenia.

Portuguese

A Lenovo declara por este meio que o equipamento sem fios listado neste documento está em conformidade com a Diretiva de Equipamento de Rádio da UE 2014/53/UE.

O texto integral da Declaração de Conformidade do sistema para a UE está disponível em <https://www.lenovo.com/us/en/compliance/eu-doc>.

Informação sobre exposição a RF para a UE

Este dispositivo cumpre os requisitos da UE e as diretrizes da Comissão Internacional de Proteção contra Radiação Não Ionizante (ICNIRP) referentes à exposição do público em geral a campos eletromagnéticos.

Para limitar a exposição a RF e cumprir os requisitos de exposição a RF, utilize este dispositivo num ambiente com boas condições de sinal de rádio e mantenha as antenas a 20 cm ou mais de distância em relação ao seu corpo.

No caso dos dispositivos para os quais exista um valor de SAR obtido em testes (conforme indicado em “” on page) com as antenas próximas do corpo do utilizador (< 20 cm), os valores de SAR podem ser encontrados no *Guia de Configuração* fornecido com o seu dispositivo.

Romanian

Prin prezenta, Lenovo declară că echipamentul fără fir prezentat în acest document este în conformitate cu Directiva UE privind echipamentele radio 2014/53/UE.

Textul complet al Declarației de conformitate UE pentru sistem este disponibil la <https://www.lenovo.com/us/en/compliance/eu-doc>.

Informații UE privind expunerea la RF

Acest dispozitiv îndeplinește cerințele UE și regulile Comisiei internaționale pentru protecția împotriva radiațiilor neionizante (ICNIRP) pentru expunerea publicului larg la câmpuri electromagnetice.

Pentru a limita expunerea la RF și pentru a respecta cerințele de expunere la RF, utilizați acest dispozitiv în condiții de semnal radio bun și păstrați antenele la o distanță minimă de 20 cm de corpul utilizatorului.

Pentru dispozitive cu o valoare de test SAR (după cum se listează în "" on page), în situațiile în care antenele sunt amplasate aproape de corpul utilizatorului (< 20 cm), puteți găsi valorile SAR în *Ghidul de configurare* furnizat cu dispozitivul dvs.

Slovenian

Lenovo s tem izjavlja, da je brezžična oprema, navedena v tem dokumentu, skladna z direktivo EU o radijski opremi 2014/53/EU.

Celotno besedilo izjave EU o skladnosti za sistem je na voljo na naslovu <https://www.lenovo.com/us/en/compliance/eu-doc>.

Informacije o izpostavljenosti radiofrekvenčnemu sevanju v EU

Ta naprava izpolnjuje zahteve EU in smernice Mednarodne komisije za zaščito pred neionizirajočim sevanjem (ICNIRP) v zvezi z izpostavljenostjo splošne javnosti elektromagnetnim poljem.

Za omejitev izpostavljenosti radiofrekvenčnim valovom in zagotavljanje skladnosti z zahtevami glede izpostavljenosti radiofrekvenčnim valovom to napravo uporabljajte pri dobrih pogojih radijskega signala in antene hranite na razdalji najmanj 20 cm od uporabnikovega telesa.

Za naprave, ki imajo vrednost preizkusa SAR (kot je navedeno tukaj: "" on page), kjer je lokacija anten blizu uporabnikovega telesa (< 20 cm), so vrednosti SAR na voljo v dokumentu *Navodila za nastavitve*, ki je bil priložen napravi.

Slovakian

Spoločnosť Lenovo týmto vyhlasuje, že bezdrôtové zariadenie uvedené v tomto dokumente je v súlade so smernicou Európskej únie o rádiových zariadeniach 2014/53 EÚ.

Úplné znenie vyhlásenia EÚ o zhode pre systém je k dispozícii na adrese: <https://www.lenovo.com/us/en/compliance/eu-doc>.

Informácie o vystavení vysokofrekvenčnému žiareniu v EÚ

Toto zariadenie vyhovuje požiadavkám EÚ a smerniciam Medzinárodnej komisie pre ochranu pred neionizujúcim žiarením (ICNIRP), ktoré upravujú vystavenie širokej verejnosti elektromagnetickým poliam.

Ak chcete obmedziť vystavenie vysokofrekvenčnému žiareniu a dodržiavať požiadavky na vystavenie vysokofrekvenčnému žiareniu, používajte toto zariadenie v dobrých podmienkach rádiového signálu a udržiavajte antény vo vzdialenosti minimálne 20 cm od tela používateľa.

V prípade zariadení s testovacou hodnotou SAR (uvedená v časti “” on page), pri ktorých je umiestnenie antén v blízkosti tela používateľa (< 20 cm), nájdete hodnoty SAR v *Príručke o nastavení* dodanej so zariadením.

Spanish

Mediante el presente documento, Lenovo declara que el equipo inalámbrico indicado en este documento cumple con la Directiva de Equipos de Radio 2014/53/UE de la UE.

El texto completo de la declaración de conformidad de la UE correspondiente al sistema está disponible en <https://www.lenovo.com/us/en/compliance/eu-doc>.

Información de exposición a radiofrecuencia de la UE

Este dispositivo cumple los requisitos de la UE y con las directrices de la Comisión Internacional de Protección contra la Radiación No Ionizante (ICNIRP) para exposición del público general a campos electromagnéticos.

Para limitar la exposición a radiofrecuencia y cumplir con los requisitos de exposición a radiofrecuencia, utilice este dispositivo en buenas condiciones de señal de radio y mantenga las antenas a una distancia mínima de separación de 20 cm del cuerpo del usuario.

Para dispositivos que tienen un valor de prueba de SAR (como se indica en “” on page), donde la ubicación de las antenas está cerca del cuerpo del usuario (< 20 cm), puede encontrar los valores de SAR en la *Guía de configuración* que viene con su dispositivo.

Swedish

Härmed intygar Lenovo att den trådlösa utrustning som beskrivs i detta dokument överensstämmer med EU:s direktiv för radioutrustning 2014/53/EU.

Den fullständiga texten i EU:s deklaration om överensstämmelse finns tillgänglig på <https://www.lenovo.com/us/en/compliance/eu-doc>.

EU:s information om exponering för radiovågor

Denna enhet uppfyller EU:s krav och ICNIRP:s (International Commission on Non-Ionizing Radiation Protection) riktlinjer gällande allmänhetens exponering för elektromagnetiska fält.

För att begränsa exponering för radiovågor och uppfylla kraven för exponering bör enheten användas i goda radiosignalförhållanden och med minst 20 cm avstånd mellan antennerna och användarens kropp.

För enheter som har ett SAR-testvärde (enligt förteckningen i “” on page), där antennerna är placerade nära (<20 cm) användarens kropp, hittar du SAR-värdena i den *Installationshandbok* som medföljde enheten.

Turkish

Lenovo bu belgede listelenen kablosuz cihazların AB Radyo Ekipmanları Yönetmeliği 2014/53/EU ile uyumlu olduğunu beyan eder.

Sistemin AB Uyumluluk Bildirimi tam metni <https://www.lenovo.com/us/en/compliance/eu-doc> adresinde bulunmaktadır.

AB radyo frekanslara maruz kalma bilgileri

Bu cihaz, kamunun elektromanyetik alanlara maruz kalmasına yönelik AB gerekliliklerini ve Uluslararası İyone Olmayan Radyasyondan Korunma Komisyonu (ICNIRP) yönergelerini karşılamaktadır.

Radyo frekansına maruz kalmayı sınırlandırmak ve radyo frekansına maruz kalma gerekliliklerine uymak için bu cihazı güçlü radyo sinyali koşullarında kullanın ve antenleri kullanıcının vücudundan en az 20 cm uzaklıkta tutun.

SAR test değerine sahip cihazlar (“” on page bölümünde listelenen cihazlar) için antenlerin konumu kullanıcının vücuduna yakındır (20 cm'den az). SAR değerlerini cihazınızla birlikte gelen *Kurulum Kılavuzu*'nda bulabilirsiniz.

Chapter 2. Notice for users in USA and Canada

Note: The statements below regarding FCC are only valid for products that are shipped to the United States.

Read this document before using your computer. This computer complies with the radio frequency and safety standards of any country or region in which it has been approved for wireless use. Install and use your computer according to the following instructions.

The latest Regulatory Notice manual is available on the Lenovo Web site. To download the manual, go to <http://www.lenovo.com/support> and then follow the on-screen instructions.

Lisez ce document avant d'utiliser votre ordinateur. Cet ordinateur est conforme aux normes de fréquence radioélectrique et de sécurité du pays ou de la région où son utilisation sans fil est autorisée. Installez et utilisez votre ordinateur en vous conformant aux instructions ci-dessous.

La dernière version du manuel Regulatory Notice est disponible sur le site Web de Lenovo. Pour télécharger le document, rendez-vous sur <http://www.lenovo.com/support> et suivez les instructions à l'écran.

Approved wireless devices

This system contains the following wireless devices and underwent the certification process of FCC CFR 47 Part 2 section 1093, Part 15 Subpart C and Subpart under each respective FCC ID below.

Preinstalled wireless LAN/wireless WAN modules with Bluetooth function

- FCC ID: O57DUET3CB7C (Model: IP Duet 3 Chrome 11Q727)

Notes:

- The wireless LAN, the Bluetooth, and the WiGig features operate at different frequencies exclusively, and transmit radio frequencies simultaneously.

Preinstalled wireless LAN module

The wireless LAN module in your computer is preinstalled by Lenovo®, and you are prohibited to replace with other wireless adapter or remove it. If the device requires replacement due to some problem during warranty, it must be serviced by a Lenovo authorized servicer.

1. FCC RF exposure compliance

The radiated output power of the wireless LAN module authorized to use for your computer is far below the FCC radio frequency exposure limits. Nevertheless, it shall be used in such a manner that the potential for human contact during normal operation is minimized as follows:

CAUTION:

The total radiated energy from the antennas connected to the installed wireless LAN module, conforms to the FCC limit of the SAR (Specific Absorption Rate) requirement, regarding 47 CFR Part 2 section 1093, when the computer was tested in either conventional notebook or tablet computer orientations.

The transmission antennas for the wireless LAN module are located in the LCD cover. See the *User Guide* for the location of the antennas.

2. Radio Frequency interference requirements

Each device has been tested and found to comply with the limits for a Class B digital device pursuant to FCC Part 15 Subpart B. Refer to “Electronic emission notices” on page 14.

When you use a wireless LAN module in the 802.11 a/n transmission mode, note that high power radars are allocated as primary users of the 5250 to 5350 MHz and 5650 to 5850 MHz bands. These radar stations can cause interference with and/or damage this device.

Simultaneous use of RF transmitters

Your computer is approved for simultaneous use of one of the approved wireless LAN modules, the approved wireless WAN module, and the approved NFC module.

Make sure of the following conditions when you use any other external RF option device:

- When you use any other RF option device, you are requested to confirm that the device conforms to the RF Safety requirement and is approved to use for your computer.
- You must follow the RF Safety instructions of the RF option device that are included in the user manual of the RF option device.
- If the RF option device is prohibited to use in conjunction with another transmitters, you must turn off all other wireless features in your computer.

Canada — Industry Canada (IC)

Approved wireless devices

This system contains the following wireless devices and the IC certification number is as below. The IC certification number is indicated on the bottom cover of your system.

Preinstalled wireless LAN/wireless WAN modules with Bluetooth function

- IC: 10407A-DUET3CB7C (Model: IP Duet 3 Chrome 11Q727)

Notes:

- The wireless LAN, the Bluetooth, and the WiGig features operate at different frequencies exclusively, and transmit radio frequencies simultaneously.

Preinstalled wireless LAN module

The IC Certification number for the wireless LAN module is shown on the enclosure of your computer. For the location of the IC Certification number, see the *User Guide* .

Attention: The wireless LAN module in your computer is preinstalled by Lenovo, and you are prohibited to replace with other wireless adapter nor remove it. If the device requires replacement due to some problem during warranty, it must be serviced by a Lenovo authorized servicer.

Low power license-exempt radiocommunication devices (RSS-210, RSS-247)

Operation is subject to the following two conditions:

1. This device may not cause interference.
2. This device must accept any interference, including interference that may cause undesired operation of the device.

When you use a wireless LAN module in the 802.11 a/n transmission mode, note the following:

- The devices for the band 5150–5350 MHz are only for indoor usage to reduce potential for harmful interference to co-channel Mobile Satellite systems
- The devices for the band 5150–5350 MHz are only for indoor usage to reduce potential for harmful interference to co-channel Mobile Satellite systems
- High power radars are allocated as primary users (meaning they have priority) of 5250–5350 MHz and 5650–5850 MHz and these radars could cause interference and/or damage to LE-LAN (Licence-Exempt Local Area Network) devices.
- The maximum antenna gain permitted for devices in the 5250-5350 MHz, 5470-5725 MHz, and 5725-5825 MHz bands complies with the e.i.r.p. limit.

Exposure of humans to RF fields (RSS-102)

The computers employ low gain integral antennas that do not emit RF field in excess of Health Canada limits for the general population; consult Safety Code 6, obtainable from Health Canada's Web site at <http://www.hc-sc.gc.ca/>.

The radiated energy from the antennas connected to the wireless modules conforms to the Canada Portable RF exposure limit regarding IC RSS-102, Issue 5, Section 4, set forth for an uncontrolled environment, and are safe for intended operation in the conventional setting. The further RF exposure reduction can be achieved if the product can be kept as far as possible from the user body or set the device to lower output power if such function is available.

Canada — Industrie Canada (IC)

Périphériques sans fil homologués

Ce système contient les périphériques sans fil suivants et le numéro d'homologation IC indiqué ci-dessous.

Modules de réseau local sans fil avec fonction Bluetooth préinstallés

- IC: 10407A-DUET3CB7C (modèle: IP Duet 3 Chrome 11Q727)

Notes:

- Les fonctions de réseau local sans fil, Bluetooth et WiGig sont opérationnelles à des fréquences différentes exclusivement et émettent des fréquences radio simultanément.
-

Module réseau local sans fil préinstallé

Le numéro de certification IC correspondant au module de réseau local sans fil figure sur le boîtier de votre ordinateur. Pour connaître l'emplacement du numéro de certification IC, reportez-vous à le *guide d'utilisation*.

Attention: Le module réseau local sans fil est préinstallé sur votre ordinateur par Lenovo et il est interdit au client de le remplacer par un autre adaptateur sans fil ou de le supprimer. Si le périphérique doit être remplacé à cause d'un problème survenu pendant la période de garantie, l'opération doit être effectuée par un technicien agréé Lenovo.

Appareils de radio-communication basse tension sans licence d'utilisation (CNR-210, CNR-247)

Le fonctionnement de ce type d'appareil est soumis aux deux conditions suivantes:

1. Cet appareil ne peut pas causer de perturbations électromagnétiques.

2. Cet appareil doit accepter toutes les perturbations reçues, y compris celles susceptibles d'occasionner un fonctionnement indésirable.

Lorsque vous utilisez un module de réseau local sans fil dans le mode de transmission 802.11 a/n, tenez compte des remarques suivantes:

- Les appareils destinés à la bande 5150–5350 MHz devront être exclusivement utilisés en intérieur afin de réduire les risques de perturbations électromagnétiques gênantes sur les systèmes de satellite mobile dans un même canal. Potential for harmful interference to co-channel Mobile Satellite systems
- Les radars à forte puissance sont désignés comme les utilisateurs principaux (c'est-à-dire qu'ils sont prioritaires) des bandes 5250-5350 MHz et 5650-5850 MHz. Ils peuvent provoquer des perturbations électromagnétiques sur les appareils de type LE-LAN (réseau de communication local sans licence) ou les endommager.
- Le gain d'antenne maximal autorisé pour les appareils dans les bandes de fréquence 5250-5350 MHz, 5470-5725 MHz et 5725-5825 MHz est conforme à la limite p.i.r.e (puissance isotrope rayonnée équivalente).

Conformité des appareils de radiocommunication aux limites d'exposition humaine aux radiofréquences (CNR-102)

Les ordinateurs utilisent des antennes intégrales à faible gain qui n'émettent pas un champ électromagnétique supérieur aux normes imposées par Santé Canada pour la population. Consultez le Code de sécurité 6 sur le site Web de Santé Canada à l'adresse <http://www.hc-sc.gc.ca/>.

L'énergie émise par les antennes reliées aux modules sans fil respecte la limite d'exposition aux radiofréquences émises par les appareils portables au Canada telle que définie par Industrie Canada dans la section 4 du document CNR-102, version 5 pour un environnement non contrôlé et permet d'affecter sans danger le produit à l'usage auquel il est destiné. La réduction de l'exposition aux radiofréquences est possible si le produit peut être conservé aussi loin que possible du corps de l'utilisateur ou en définissant une puissance de sortie plus faible si une telle fonction est disponible.

Location of the FCC ID and IC ID

If you purchased your computer in the United States or Canada, and the computer includes factory-preinstalled wireless modules, a piece of text containing identification strings for these modules (FCC ID and IC ID) is visible on the computer's bottom cover. The text may either be laser etched on the bottom cover or on a physical label affixed to it. To obtain the FCC ID or IC ID for the factory-preinstalled wireless module, check the bottom cover for strings directly after "FCC ID" or "IC ID".

Electronic emission notices

Federal Communications Commission (FCC) Declaration of Conformity

This equipment has been tested and found to comply with the limits for a Class B digital device, pursuant to Part 15 of the FCC Rules. These limits are designed to provide reasonable protection against harmful interference in a residential installation. This equipment generates, uses, and can radiate radio frequency energy and, if not installed and used in accordance with the instructions, may cause harmful interference to radio communications. However, there is no guarantee that interference will not occur in a particular installation. If this equipment does cause harmful interference to radio or television reception, which can be determined by turning the equipment off and on, the user is encouraged to try to correct the interference by one or more of the following measures:

- Reorient or relocate the receiving antenna.

- Increase the separation between the equipment and receiver.
- Connect the equipment into an outlet on a circuit different from that to which the receiver is connected.
- Consult an authorized dealer or service representative for help.

Lenovo is not responsible for any radio or television interference caused by unauthorized changes or modifications to this equipment. Unauthorized changes or modifications could void the user's authority to operate the equipment.

This device complies with Part 15 of the FCC Rules. Operation is subject to the following two conditions: (1) this device may not cause harmful interference, and (2) this device must accept any interference received, including interference that may cause undesired operation

Responsible Party:

Lenovo (United States) Incorporated
1009 Think Place-Building One
Morrisville, NC 27560
Email address: FCC@lenovo.com



Usage environment and your health

The wireless device installed in the computer operates within the guidelines identified by radio frequency (RF) safety standards and recommendations; therefore, Lenovo believes this product is safe for use by consumers. These standards and recommendations reflect the consensus of the worldwide scientific community, and result from deliberations of panels and committees of scientists, who continually review and interpret the extensive research literature.

In some situations or environments, the use of wireless devices might be restricted by the proprietor of a building or responsible representatives of an organization. For example, these situations and areas might include the following:

- On board of airplanes, in hospitals, or near petrol stations, blasting areas (with electro-explosive devices), medical implants, or body-worn electronic medical devices, such as pace makers.
- In any other environment where the risk of interference to other devices or services is perceived or identified as harmful.

If you are uncertain of the policy that applies to the use of wireless devices in a specific area (such as an airport or hospital), you are encouraged to ask for authorization to use a wireless device prior to turning on the computer.

Trademarks

LENOVO and the LENOVO logo are trademarks of Lenovo.

All other trademarks are the property of their respective owners. © 2022 Lenovo

Read this first

- These notices provide safety and compliance information about Lenovo notebook computers, tablets, desktop computers, and workstations. Depending on the model, some information might not be applicable to your product.
- Documentation content is subject to change without notice. To get the latest documentation, go to <https://pcsupport.lenovo.com>.
- LENOVO and the LENOVO logo are trademarks of Lenovo. All other trademarks are the property of their respective owners. © 2020 Lenovo.

For additional legal notices, refer to *User Guide* of your product at <https://support.lenovo.com>.

First Edition (June 2020)

© Copyright Lenovo 2020.

LIMITED AND RESTRICTED RIGHTS NOTICE: If data or software is delivered pursuant to a General Services Administration "GSA" contract, use, reproduction, or disclosure is subject to restrictions set forth in Contract No. GS-35F-05925.

Contents

Chapter 1. Important safety information	1
Safety notices	1
Important information about using your computer (for notebook computers)	1
Conditions that require immediate action	3
Service and upgrades	4
Power cord notice (for desktop computers and workstations).	5
Power cords and power adapters	6
Extension cords and related devices.	6
Plugs and outlets	7
Power supply statement	7
External devices	7
General battery notice (for notebook computers and tablets)	8
Notice for removable rechargeable battery (for selected notebook computers)	8
Notice for built-in rechargeable battery (for selected notebook computers and tablets)	9
Lithium coin-cell battery notice (for selected models)	9
Heat and product ventilation (for desktop computers and workstations)	10
Heat and product ventilation (for notebook computers and tablets)	11
Electrical current safety information	12
Laser safety information (for selected models)	13
Liquid crystal display (LCD) notice (for desktop computers and workstations)	13
Liquid crystal display (LCD) notice (for notebook computers and tablets)	13
Use earphones, headphones, or a headset	14
Choking hazard notice	14
Plastic bag notice	15
Glass parts notice	15
Computer placement notices	15
Hazardous energy statement (for desktop computers and workstations)	15
Tip-over hazard prevention notice (for desktop computers and workstations)	16
Static electricity prevention	16
Cleaning and maintenance (for desktop computers and workstations)	16
Cleaning and maintenance (for notebook computers and tablets)	18
Chapter 2. Compliance information	21

Radio frequency compliance statements	21
Wireless-related information	21
European Union — compliance with the Radio Equipment Directive (for computer models with a wireless module)	22
Brazil	22
Mexico	22
Singapore	22
Electromagnetic emission notices.	22
Industry Canada compliance statement	22
European Union conformity	22
German Class B compliance statement.	23
Japan VCCI Class B compliance statement	23
Japan compliance statement for products which connect to the power mains with rated current less than or equal to 20 A per phase	23
Japan notice for ac power cord	24
Environmental information.	24
Recycling and environmental information	24
Important WEEE information	24
Japan recycling statements	25
Recycling information for Brazil	25
Battery recycling information for the European Union	26
Recycling information for mainland China	27
Battery recycling information for Taiwan	27
Battery recycling information for the United States and Canada (for selected models)	27
Restriction of Hazardous Substances (RoHS) Directive of countries and regions	27
ENERGY STAR model information.	32
Other compliance information	33
Eye comfort (for desktop computers and workstations)	33
Remote control (for selected desktop computers and workstations).	33
Export classification notice	33
Lenovo product service information for Taiwan	33
Taiwan precautionary vision statement	33
Keyboard and mouse compliance statement for Taiwan (for desktop computers and workstations)	33
Supplemental information for the Eurasian Union (for selected models)	34
Brazil audio notice	34

Appendix A. TCO Certified	35
--	-----------

Chapter 1. Important safety information

Safety notices

This information can help you safely use your computer. Follow and retain all information included with your computer. The information in this document does not alter the terms of your purchase agreement or the Limited Warranty. For more information, go to:

- https://www.lenovo.com/warranty/llw_02
- <https://pcsupport.lenovo.com/warrantylookup>


Customer safety is important. Our products are developed to be safe and effective. However, personal computers are electronic devices. Power cords, power adapters, and other features can create potential safety risks that can result in physical injury or property damage, especially if misused. To reduce these risks, follow the instructions included with your product, observe all warnings on the product and in the operating instructions, and review the information included in this document carefully. By carefully following the information contained in this document and provided with your product, you can help protect yourself from hazards and create a safer computer work environment. If the computer is used in a manner not specified by the manufacturer, the protection provided by the computer may be impaired.

Note: This information includes references to power adapters and batteries. In addition, some products (such as speakers and monitors) ship with external power adapters. If you have such a product, this information applies to your product. In addition, computer products contain a coin-sized internal battery that provides power to the system clock even when the computer is unplugged, so the battery safety information applies to all computer products.

Important information about using your computer (for notebook computers)

Ensure that you follow the important tips given here to get the most use and enjoyment out of your computer. Failure to do so might lead to discomfort or injury, or cause the computer to fail.

Protect yourself from the heat that your computer generates.



When your computer is turned on or the battery is charging, the base, the palm rest, and some other parts may become hot. The temperature they reach depends on the amount of system activity and the level of charge in the battery.

Extended contact with your body, even through clothing, could cause discomfort or even a skin burn.

- Avoid keeping your hands, your lap, or any other part of your body in contact with a hot section of the computer for any extended time. For selected notebook computers, refer to *User Guide* for the recommended contact time at <https://support.lenovo.com>.
- Periodically take your hands away from the keyboard by lifting your hands from the palm rest.

Protect yourself from the heat generated by the ac power adapter.



When the ac power adapter is connected to an electrical outlet and your computer, it generates heat.

Extended contact with your body, even through clothing, may cause a skin burn.

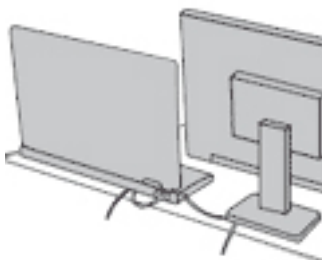
- Do not place the ac power adapter in contact with any part of your body while it is in use.
- Never use it to warm your body.
- Do not wrap the cords around the ac power adapter while in use.

Prevent your computer from getting wet.



To avoid spills and the danger of electrical shock, keep liquids away from your computer.

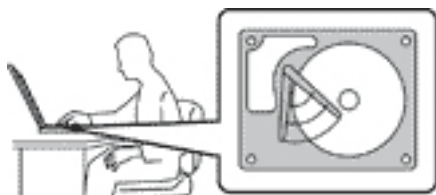
Protect the cables from being damaged.



Applying strong force to cables may damage or break them.

Route communication lines, or the cables of an ac power adapter, a mouse, a keyboard, a printer, or any other electronic device, so that they cannot be walked on, tripped over, pinched by your computer or other objects, or in any way subject to treatment that could interfere with the operation of your computer.

Protect your computer and data when moving it.



Before moving a computer equipped with a storage drive, do one of the following:

- Turn it off.
- Put it in sleep mode.
- Put it in hibernation mode.

This helps to prevent damage to the computer, and possible loss of data.

Handle your computer gently.



Do not drop, bump, scratch, twist, hit, vibrate, push, or place heavy objects on your computer, display, or external devices.

Carry your computer carefully.



- Use a quality carrying case that provides adequate cushioning and protection.
- Do not pack your computer in a tightly packed suitcase or bag.
- Before putting your computer in a carrying case, make sure that it is off, in sleep mode, or in hibernation mode. Do not put a computer in a carrying case while it is turned on.

Conditions that require immediate action

Products can become damaged due to misuse or neglect. Some product damage is serious enough that the product should not be used again until it has been inspected and, if necessary, repaired by an authorized servicer.

As with any electronic device, pay close attention to the product when it is turned on.

On very rare occasions, you might notice an odor or see a puff of smoke or sparks vent from your product. You might also hear sounds like popping, cracking, or hissing. These might merely mean that an internal electronic component has failed in a safe and controlled manner. Or, they might indicate a potential safety issue. Do not take risks or attempt to diagnose the situation yourself. Contact the Customer Support Center for further guidance. For a list of Service and Support phone numbers, see the following Web site:

<https://pcsupport.lenovo.com/supportphonelist>

Frequently inspect your computer and its components for damage, wear, or signs of danger. If you have any question about the condition of a component, do not use the product. Contact the Customer Support Center or the product manufacturer for instructions on how to inspect the product and have it repaired, if necessary.

In the unlikely event that you notice any of the following conditions, or if you have any safety concerns with your product, stop using the product and unplug it from the power source and telecommunication lines until you can speak to the Customer Support Center for further guidance.

- Power cords, plugs, power adapters, extension cords, surge protectors, or power supplies that are cracked, broken, or damaged.
- Signs of overheating, smoke, sparks, or fire.
- Damage to a battery (such as cracks, dents, or creases), discharge from a battery, or a buildup of foreign substances on the battery.
- A cracking, hissing, or popping sound, or strong odor that comes from the product.
- Signs that liquid has been spilled or an object has fallen onto the computer product, the power cord, or power adapter.
- The computer product, power cord, or power adapter has been exposed to water.
- The product has been dropped or damaged in any way.
- The product does not operate normally when you follow the operating instructions.

Note: If you notice these conditions with a product (such as an extension cord) that is not manufactured for or by Lenovo, stop using that product until you can contact the product manufacturer for further instructions, or until you get a suitable replacement.

Service and upgrades

Do not attempt to service a product yourself unless instructed to do so by the Customer Support Center or your documentation. Only use a Service Provider who is approved to repair your particular product.

Note: Some computer parts can be upgraded or replaced by the customer. Upgrades typically are referred to as options. Replacement parts approved for customer installation are referred to as Customer Replaceable Units, or CRUs. Lenovo provides documentation with instructions when it is appropriate for customers to install options or replace CRUs. You must closely follow all instructions when installing or replacing parts. The Off state of a power indicator does not necessarily mean that voltage levels inside a product are zero. Before you remove the covers from a product equipped with a power cord, always ensure that the power is turned off and that the product is unplugged from any power source. If you have any questions or concerns, contact the Customer Support Center.

Although there are no moving parts in your computer after the power cord has been disconnected, the following warnings are required for your safety.



Keep fingers and other parts of your body away from hazardous, moving parts. If you suffer an injury, seek medical care immediately.



Do not touch hot surface of hot components inside the computer. During operation, some components become hot enough to burn the skin. Before you open the computer cover, turn off the computer, disconnect power, and wait approximately 10 minutes for the components to cool.



After replacing a CRU, reinstall all protective covers, including the computer cover, before connecting power and operating the computer. This action is important to help prevent unexpected electrical shock and help ensure the containment of an unexpected fire that could happen under extremely rare conditions.



When replacing CRUs, be cautious of sharp edges or corners that might cause injury. If you suffer an injury, seek medical care immediately.

Power cord notice (for desktop computers and workstations)

Note: The power cord and adapter provided with this product are intended to be used with this product only. Do not use them with any other products.

For your safety, Lenovo provides a power cord with a grounded attachment plug to use with this product. To avoid electrical shock, always use the power cord and plug with a properly grounded outlet.

Power cords provided by Lenovo in the United States and Canada are listed by Underwriter's Laboratories (UL) and certified by the Canadian Standards Association (CSA).

For units intended to be operated at 115 volts: Use a UL-listed and CSA-certified cord set consisting of a minimum 18 AWG, Type SVT or SJT, three-conductor cord, a maximum of 15 feet in length and a parallel blade, grounding-type attachment plug rated 10 amperes, 125 volts.

For units intended to be operated at 230 volts (U.S. use): Use a UL-listed and CSA-certified cord set consisting of a minimum 18 AWG, Type SVT or SJT, three-conductor cord, a maximum of 15 feet in length and a tandem blade, grounding-type attachment plug rated 10 amperes, 250 volts.

For units intended to be operated at 230 volts (outside the U.S.): Use a cord set with a grounding-type attachment plug. The cord set should have the appropriate safety approvals for the country in which the equipment will be installed.

Power cords provided by Lenovo for a specific country or region are usually available only in that country or region.

For units intended to be operated in Germany: The power cords must be safety approved. For Germany, it must be H05VV-F, 3G, 0.75 mm², or better. For other countries, the suitable types must be used accordingly.

For units intended to be operated in Denmark: Use a cord set with a grounding-type attachment plug. The cord set should have the appropriate safety approvals for the country in which the equipment will be installed.

For units intended to be operated in Norway, Sweden, Finland: Use a cord set with a two-prong attachment plug. The cord set should have the appropriate safety approvals for the country in which the equipment will be installed.

If you intend to use your PC in a country or region that is different from your ordering location, please purchase an additional Lenovo power cord for the country or region where the PC will be used. Refer to the power cord guide provided in our Web site, <https://pcsupport.lenovo.com>, for details. Some countries and regions support multiple voltages, so make sure you order the appropriate power cord for the intended voltage.

Power cords and power adapters



DANGER

Use only the power cords and power adapters supplied by the product manufacturer.

The power cords shall be safety approved. For Germany, it shall be H03VV-F, 3G, 0.75 mm², or better. For other countries, the suitable types shall be used accordingly.

Never wrap a power cord around a power adapter or other object. Doing so can stress the cord in ways that can cause the cord to fray, crack, or crimp. This can present a safety hazard.

Always route power cords so that they will not be walked on, tripped over, or pinched by objects.

Protect power cords and power adapters from liquids. For instance, do not leave your power cord or power adapter near sinks, tubs, toilets, or on floors that are cleaned with liquid cleansers. Liquids can cause a short circuit, particularly if the power cord or power adapter has been stressed by misuse. Liquids also can cause gradual corrosion of power cord terminals and/or the connector terminals on a power adapter, which can eventually result in overheating.

Ensure that all power cord connectors are securely and completely plugged into receptacles.

Do not use any power adapter that shows corrosion at the ac input pins or shows signs of overheating (such as deformed plastic) at the ac input pins or anywhere on the power adapter.

Do not use any power cords where the electrical contacts on either end show signs of corrosion or overheating or where the power cord appears to have been damaged in any way.

To prevent possible overheating, do not cover the power adapter with clothing or other objects when the power adapter is plugged into an electrical outlet.

Extension cords and related devices

Ensure that extension cords, surge protectors, uninterruptible power supplies, and power strips that you use are rated to handle the electrical requirements of the product. Never overload these devices. If power strips are used, the load should not exceed the power strip input rating. Consult an electrician for more information if you have questions about power loads, power requirements, and input ratings.

Plugs and outlets



If a receptacle (power outlet) that you intend to use with your computer equipment appears to be damaged or corroded, do not use the outlet until it is replaced by a qualified electrician.

Do not bend or modify the plug. If the plug is damaged, contact the manufacturer to obtain a replacement.

Do not share an electrical outlet with other home or commercial appliances that draw large amounts of electricity; otherwise, unstable voltage might damage your computer, data, or attached devices.

Some products are equipped with a three-pronged plug. This plug fits only into a grounded electrical outlet. This is a safety feature. Do not defeat this safety feature by trying to insert it into a non-grounded outlet. If you cannot insert the plug into the outlet, contact an electrician for an approved outlet adapter or to replace the outlet with one that enables this safety feature. Never overload an electrical outlet. The overall system load should not exceed 80 percent of the branch circuit rating. Consult an electrician for more information if you have questions about power loads and branch circuit ratings.

Be sure that the power outlet you are using is properly wired, easily accessible, and located close to the equipment. Do not fully extend power cords in a way that will stress the cords.

Be sure that the power outlet provides the correct voltage and current for the product you are installing.

Carefully connect and disconnect the equipment from the electrical outlet.

Power supply statement

Never remove the cover on a power supply or any part that has the following label attached.



Hazardous voltage, current, and energy levels are present inside any component that has this label attached. There are no serviceable parts inside these components. If you suspect a problem with one of these parts, contact a service technician.

External devices

CAUTION:

Do not connect or disconnect any external device cables other than Universal Serial Bus (USB) and 1394 cables while the computer power is on; otherwise, you might damage your computer. To avoid possible damage to attached devices, wait at least five seconds after the computer is shut down to disconnect external devices.

General battery notice (for notebook computers and tablets)



Batteries supplied by Lenovo for use with your product have been tested for compatibility and should only be replaced with approved parts. A battery other than the one specified by Lenovo, or a disassembled or modified battery is not covered by the warranty.

Battery abuse or mishandling can cause overheating, liquid leakage, or an explosion. To avoid possible injury:

- Do not open, disassemble, or service any battery.
- Do not crush or puncture the battery.
- Do not short-circuit the battery, or expose it to water or other liquids.
- Keep the battery away from children.
- Keep the battery away from fire.

Stop using the battery if it is damaged, or if you notice any discharge or the buildup of foreign materials on the battery leads.

Store the rechargeable batteries or products containing the rechargeable batteries at room temperature, charged to approximately 30 to 50% of capacity. We recommend that the batteries be charged about once per year to prevent overdischarge.

Do not put the battery in trash that is disposed of in landfills. When disposing of the battery, comply with local ordinances or regulations.

Notice for removable rechargeable battery (for selected notebook computers)



Only recharge the battery strictly according to instructions included in the product documentation.

If the battery is incorrectly replaced, there is danger of an explosion. The battery contains a small amount of harmful substances.

Notice for built-in rechargeable battery (for selected notebook computers and tablets)



Do not attempt to remove or replace the built-in rechargeable battery. Replacement of the battery must be done by a Lenovo-authorized repair facility or technician.

Only recharge the battery strictly according to instructions included in the product documentation.

The Lenovo-authorized repair facilities or technicians recycle Lenovo batteries according to local laws and regulations.

Lithium coin-cell battery notice (for selected models)



Danger of explosion if battery is incorrectly replaced.

If the coin-cell battery is not a CRU, do not attempt to replace the coin-cell battery. Replacement of the battery must be done by a Lenovo-authorized repair facility or technician.

The Lenovo-authorized repair facilities or technicians recycle Lenovo batteries according to local laws and regulations.



When replacing the lithium coin-cell battery, use only the same type or equivalent type that is recommended by the manufacturer. The battery contains lithium and can explode if not properly used, handled, or disposed of. Swallowing the lithium coin-cell battery will cause choking or severe internal burns in just two hours and might even result in death.

Keep batteries away from children. If the lithium coin-cell battery is swallowed or placed inside any part of the body, seek medical care immediately.

Do not:

- Throw or immerse into water
- Heat to more than 100 °C (212°F)
- Repair or disassemble
- Leave in an extremely low air pressure environment
- Leave in an extremely high-temperature environment
- Crush, puncture, cut, or incinerate

Dispose of the battery as required by local ordinances or regulations.

The following statement applies to users in the state of California, U.S.A.

California Perchlorate Information:

Products containing manganese dioxide lithium coin-cell batteries may contain perchlorate.

Perchlorate Material - special handling may apply, see <https://www.dtsc.ca.gov/hazardouswaste/perchlorate/>.

Heat and product ventilation (for desktop computers and workstations)



Computers, power adapters, and many accessories can generate heat when turned on and when batteries are charging. Always follow these basic precautions:

- Do not leave your computer, power adapter, or accessories in contact with your lap or any part of your body for an extended period when the products are functioning or when the battery is charging. Your computer, power adapter, and many accessories produce some heat during normal operation. Extended contact with the body could cause discomfort or, potentially, a skin burn.
- Do not charge the battery or operate your computer, power adapter, or accessories near flammable materials or in explosive environments.
- Ventilation slots, fans, and heat sinks are provided with the product for safety, comfort, and reliable operation. These features might inadvertently become blocked by placing the product on a bed, sofa, carpet, or other flexible surface. Never block, cover, or disable these features.

Inspect your desktop computer for dust accumulation at least once every three months. Before inspecting your computer, turn off the power and unplug the computer's power cord from the electrical outlet; then remove any dust from vents and perforations in the bezel. If you notice external dust accumulation, then examine and remove dust from the inside of the computer including heat sink inlet fins, power supply vents, and fans. Always turn off and unplug the computer before opening the cover. If possible, avoid operating your computer within two feet of high-traffic areas. If you must operate your computer in or near a high-traffic area, inspect and, if necessary, clean your computer more frequently.

For your safety and to maintain optimum computer performance, always follow these basic precautions with your desktop computer:

- Keep the cover closed whenever the computer is plugged in.
- Regularly inspect the outside of the computer for dust accumulation.
- Remove dust from vents and any perforations in the bezel. More frequent cleanings might be required for computers in dusty or high-traffic areas.
- Do not restrict or block any ventilation openings.
- Do not store or operate your computer inside furniture, as this might increase the risk of overheating.
- Airflow temperatures into the computer should not exceed 35°C (95°F).
- Do not install air filtration devices. They may interfere with proper cooling.

Heat and product ventilation (for notebook computers and tablets)



Computers, ac power adapters, and many accessories can generate heat when turned on and when batteries are charging. Notebook computers can generate a significant amount of heat due to their compact size. Always follow these basic precautions:

- When your computer is turned on or the battery is charging, the base, the palm rest, and some other parts may become hot. Avoid keeping your hands, your lap, or any other part of your body in contact with a hot section of the computer for any extended length of time. When you use the keyboard, avoid keeping your palms on the palm rest for a prolonged period of time. Your computer generates some heat during normal operation. The amount of heat depends on the amount of system activity and the battery charge level. Extended contact with your body, even through clothing, could cause discomfort or even a skin burn. Periodically take breaks from using the keyboard by lifting your hands from the palm rest; and be careful not to use the keyboard for any extended length of time.
- Do not operate your computer or charge the battery near flammable materials or in explosive environments.
- Ventilation slots, fans and/or heat sinks are provided with the product for safety, comfort, and reliable operation. These features might inadvertently become blocked by placing the product on a bed, sofa, carpet, or other flexible surface. Never block, cover, or disable these features.
- When the ac power adapter is connected to an electrical outlet and your computer, it generates heat. Do not place the adapter in contact with any part of your body while using it. Never use the ac power adapter to warm your body. Extended contact with your body, even through clothing, may cause a skin burn.

For your safety, always follow these basic precautions with your computer:

- Keep the cover closed whenever the computer is plugged in.
- Regularly inspect the outside of the computer for dust accumulation.
- Remove dust from vents and any perforations in the bezel. More frequent cleanings might be required for computers in dusty or high-traffic areas.
- Do not restrict or block any ventilation openings.
- Do not operate your computer inside furniture, as this might increase the risk of overheating.
- Airflow temperatures into the computer should not exceed 35°C (95°F).

Electrical current safety information



Electric current from power, telephone, and communication cables is hazardous.

To avoid a shock hazard:

- Do not use your computer during a lightning storm.
- Do not connect or disconnect any cables or perform installation, maintenance, or reconfiguration of this product during an electrical storm.
- Connect all power cords to a properly wired and grounded electrical outlet.
- Connect properly wired outlets to any equipment that will be attached to this product.
- Whenever possible, use one hand only to connect or disconnect signal cables.
- Never turn on any equipment when there is evidence of fire, water, or structural damage.
- Disconnect the attached power cords, battery, and all the cables before you open the device covers, unless instructed otherwise in the installation and configuration procedures.
- Do not use your computer until all internal parts enclosures are fastened into place. Never use the computer when internal parts and circuits are exposed.



Connect and disconnect cables as described in the following procedures when installing, moving, or opening covers on this product or attached devices.

To connect:

1. Turn everything OFF.
2. First, attach all cables to devices.
3. Attach signal cables to connectors.
4. Attach power cords to outlets.
5. Turn devices ON.

To disconnect:

1. Turn everything OFF.
2. First, remove power cords from outlets.
3. Remove signal cables from connectors.
4. Remove all cables from devices.

The power cord must be disconnected from the wall outlet or receptacle before installing all other electrical cables connected to the computer.

The power cord may be reconnected to the wall outlet or receptacle only after all other electrical cables have been connected to the computer.



During electrical storms, do not perform any replacement and do not connect the telephone cable to or disconnect it from the telephone outlet on the wall.

Laser safety information (for selected models)

CAUTION:

When laser products (such as CD-ROMs, DVD drives, fiber optic devices, or transmitters) are installed, note the following:

- Do not remove the covers. Removing the covers of the laser product could result in exposure to hazardous laser radiation. There are no serviceable parts inside the device.
- Use of controls or adjustments or performance of procedures other than those specified herein might result in hazardous radiation exposure.



Some laser products contain an embedded Class 3B laser diode. Note the following:
Laser radiation when open. Do not stare into the beam, do not view directly with optical instruments, and avoid direct exposure to the beam.

Liquid crystal display (LCD) notice (for desktop computers and workstations)



To avoid shock hazards:

- Do not remove the covers.
- Do not operate this product unless the stand is attached.
- Do not connect or disconnect this product during an electrical storm.
- The power cord plug must be connected to a properly wired and grounded power outlet.
- Any equipment to which this product will be attached must also be connected to properly wired and grounded power outlets.
- To isolate the monitor from the electrical supply, you must remove the plug from the power outlet. The power outlet should be easily accessible.

Handling:

- If your monitor weighs more than 18 kg (39.68 lb), we recommend that it be moved or lifted by two people.

Product disposal (TFT monitors):

- The fluorescent lamp in the liquid crystal display contains mercury; dispose according to local, state, or federal laws.

Battery warnings:

- Risk of explosion if battery is replaced by an incorrect type.
- Dispose of used batteries according to the instructions.

Liquid crystal display (LCD) notice (for notebook computers and tablets)

CAUTION:

The liquid crystal display (LCD) is made of glass, and rough handling or dropping the computer can cause the LCD to break. If the LCD breaks and the internal fluid gets into your eyes or on your hands, immediately wash the affected areas with water for at least 15 minutes; if any symptoms are present after washing, get medical care.

Note: For products with mercury-containing fluorescent lamps (for example, non-LED), the fluorescent lamp in the liquid crystal display (LCD) contains mercury; dispose of according to local, state, or federal laws.

Use earphones, headphones, or a headset

- If your computer has both a headphone connector and an audio line-out connector, always use the headphone connector for earphones, headphones, or a headset. However, the headphone connector does not support the microphone of the headset.
- If your computer has both a headset connector and an audio line-out connector, always use the headset connector for earphones, headphones, or a headset.



Excessive sound pressure from earphones and headphones can cause hearing loss. Adjustment of the equalizer to maximum increases the earphone and headphone output voltage and the sound pressure level. Therefore, to protect your hearing, adjust the equalizer to an appropriate level.

Excessive use of headphones or earphones for a long period of time at high volume can be dangerous if the output of the headphone or earphone connectors do not comply with specifications of EN 50332-2. The headphone output connector of your computer complies with EN 50332-2 Sub clause 7. This specification limits the computer's maximum wide band true RMS output voltage to 150 mV. To help protect against hearing loss, ensure that the headphones or earphones you use also comply with EN 50332-2 (Clause 7 Limits) or a wide band characteristic voltage of 75 mV. Using headphones that do not comply with EN 50332-2 can be dangerous due to excessive sound pressure levels.

If your Lenovo computer came with headphones or earphones in the package, as a set, the combination of the headphones or earphones and the computer already complies with the specifications of EN 50332-1. If different headphones or earphones are used, ensure that they comply with EN 50332-1 (Clause 6.5 Limitation Values). Using headphones that do not comply with EN 50332-1 can be dangerous due to excessive sound pressure levels.

Choking hazard notice



CHOKING HAZARD – Product contains small parts.

Keep away from children under three years.

Plastic bag notice



Plastic bags can be dangerous. Keep plastic bags away from babies and children to avoid danger of suffocation.

Glass parts notice

CAUTION:

Some parts of your product may be made of glass. This glass could break if the product is dropped on a hard surface or receives a substantial impact. If glass breaks, do not touch or attempt to remove it. Stop using your product until the glass is replaced by trained service personnel.

Computer placement notices

Inappropriate computer placement might cause harm to children.

- Place the computer on a sturdy piece of low-rise furniture or furniture that has been anchored.
- Do not place the computer at the edge of the furniture.
- Keep the computer cables out of the reach of children.
- Some items, such as toys, might attract children. Keep such items away from the computer.

Supervise children in rooms where the above safety instructions cannot be fully implemented.

Hazardous energy statement (for desktop computers and workstations)



Disconnect all power cords from electrical outlets before removing the computer cover or any part that has the above label attached.

DO NOT disassemble components that have the above label attached. There are no serviceable parts inside these components.

Your product is designed for safe use. However, hazardous voltage, current, and energy levels are present inside any component that has this label attached. Disassembling of these components might cause fire or might even result in death. If you suspect a problem with one of these parts, contact a service technician.

CAUTION:



Bright Light, possible skin or eye damage. Disconnect power before servicing.

CAUTION:



Infrared Light, possible skin or eye damage. Disconnect power before servicing.

Tip-over hazard prevention notice (for desktop computers and workstations)

The computer may cause harm to children if it is not located in an appropriate place. Follow the tips below to protect children from harm caused by the computer tipping over:

- Place the computers or monitors on sturdy furniture with a low base or furniture that has been anchored. Push the computers or monitors as far from the edge of the furniture as possible.
- Keep remote controls, toys, and other items that might attract children away from the computers or monitors
- Keep the computer or monitor cables out the reach of the children.
- Supervise children in rooms where these safety tips have not been followed.

CAUTION:

Some parts of your product may be made of glass. This glass could break if the product is dropped on a hard surface or receives a substantial impact. If glass breaks, do not touch it or attempt to remove it. Stop using your product until the glass is replaced by trained service personnel.

Static electricity prevention

Static electricity, although harmless to you, can seriously damage computer components and options. Improper handling of static-sensitive parts can damage the part. When you unpack an option or CRU, do not open the static-protective package containing the part until the instructions direct you to install it.

When you handle options or CRUs, or perform any work inside the computer, take the following precautions to avoid static-electricity damage:

- Limit your movement. Movement can cause static electricity to build up around you.
 - Always handle components carefully. Handle adapters, memory modules, and other circuit boards by the edges. Never touch exposed circuitry.
 - Prevent others from touching components.
 - When you install a static-sensitive option or CRU, touch the static-protective packaging containing the part to a metal expansion-slot cover or other unpainted metal surface on the computer for at least two seconds. This reduces static electricity in the package and your body.
 - When possible, remove the static-sensitive part from the static-protective packaging and install the part without setting it down. When this is not possible, place the static-protective packaging on a smooth, level surface and place the part on it.
 - Do not place the part on the computer cover or other metal surface.
-

Cleaning and maintenance (for desktop computers and workstations)

With appropriate care and maintenance, your computer will serve you reliably. The following topics offer information to help you keep your computer working with best performance.

Basic maintenance tips

Here are some basic points about keeping your computer functioning properly:

- Keep the computer in a clean, dry environment. Ensure that the computer rests on a flat, steady surface.
- Do not cover any of air vents. These air vents provide airflow to keep the computer from overheating.

- Keep electrical appliances such as an electric fan, radio, high-powered speakers, air conditioner, and microwave oven away from your computer because the strong magnetic fields generated by these appliances can damage the monitor and data on the storage drive.
- Keep food and drinks away from all parts of the computer. Food particles and spills might make the keyboard and mouse stick and unusable.
- Do not get the power switches or other controls wet. Moisture can damage these parts and cause an electrical hazard.
- Always disconnect a power cord by grasping the plug instead of the cord.
- Keep the computer software, device drivers, and operating system up-to-date.
- Empty your recycle bin on a regular basis.
- Clean out your Inbox, Sent Items, and Deleted Items folders in your e-mail application on a regular basis.
- Clean up files and free up storage drive space and memory space occasionally to prevent performance problems.
- Keep a log book. Entries might include major software or hardware changes, device-driver updates, intermittent problems and what you did to resolve them, and other issues you might have experienced. The cause of a problem might be change in hardware, change in software, or any other actions that might have taken place. A log book can help you or a Lenovo technician determine the cause of a problem.
- Back up your data on the storage drive regularly. You can restore the storage drive from a backup.
- Create a recovery medium as early as possible. You can use the recovery medium to recover your operating system.
- Get the most up-to-date operating system update patches, software programs, and device drivers.

Maintenance tips about moving the computer

Before moving the computer, take the following precautions:

1. Back up your data on the storage drive.
2. Remove any media from the drives and turn off all connected devices and the computer. Then, disconnect all power cords from electrical outlets and disconnect all cables that are connected to the computer.
3. If you saved the original shipping cartons and packing materials, use them to pack the units. If you are using different cartons, cushion the units to avoid damage.

When you move the computer to another country or region, you must take local electrical standards into consideration. If the local electrical outlet style is different from the type you are currently using, contact the Lenovo Customer Support Center to purchase either an electrical plug adapter or a new power cord.

Clean your computer

CAUTION:

Remove any media from the drives and turn off all connected devices and the computer. Then, disconnect all power cords from electrical outlets and disconnect all cables that are connected to the computer.

It is a good practice to clean your computer periodically to protect the surfaces and ensure trouble-free operation.

Clean the computer surface: Wipe it with a lint-free cloth dampened in mild soap and water. Avoid applying liquids directly to the surface.

Clean the keyboard: Wipe the keys one by one with a lint-free cloth dampened in mild soap and water. If you wipe several keys at a time, the cloth might hook onto an adjacent key and possibly damage it. Avoid

spraying cleaner directly onto the keyboard. To remove any crumbs or dust from beneath the keys, you can use a camera blower with a brush or use cool air from a hair dryer.

Clean the computer screen: Scratches, oil, dust, chemicals, and ultraviolet light can affect the performance of your computer screen. Use a dry, soft lint-free cloth to wipe the screen gently. If you see a scratchlike mark on your screen, it might be a stain. Wipe or dust the stain gently with a soft, dry cloth. If the stain remains, moisten a soft, lint-free cloth with water or eyeglass cleaner, but do not apply liquids directly to your computer screen. Ensure that the computer screen is dry before closing it.

Cleaning and maintenance (for notebook computers and tablets)

With appropriate care and maintenance, your computer will serve you reliably. The following topics offer information to help you keep your computer working with best performance.

Basic maintenance tips

Here are some basic points about keeping your computer functioning properly:

- If possible, place your computer in a well-ventilated and dry area without direct exposure to sunshine.
- Store packing materials safely out of the reach of children to prevent the risk of suffocation from plastic bags.
- Keep your computer away from magnets, activated cellular phones, electrical appliances, or speakers (more than 13 cm or 5 inches).
- Avoid subjecting your computer to extreme temperatures (below 5°C/41°F or above 35°C/95°F).
- Avoid placing any objects (including paper) between the display and the keyboard or the palm rest.
- Computer display might be designed to be opened and used at a certain angle. Do not open the display with force. Otherwise, the computer hinge might get damaged.
- Do not turn your computer over when the ac power adapter is plugged in, otherwise, it could break the adapter plug.
- Before moving your computer, be sure to remove any media, turn off attached devices, and disconnect cords and cables.
- When picking up your open computer, hold it by the bottom. Do not pick up or hold your computer by the display.
- Only an authorized Lenovo repair technician should disassemble and repair your computer.
- Do not modify or tape the latches to keep the display open or closed.
- Avoid directly exposing your computer and peripherals to the air from an appliance that can produce negative ions. Wherever possible, ground your computer to facilitate safe electrostatic discharge.

Clean your computer

It is a good practice to clean your computer periodically to protect the surfaces and ensure trouble-free operation.

Clean the computer cover: Wipe it with a lint-free cloth dampened in mild soap and water. Avoid applying liquids directly to the cover.

Clean the keyboard: Wipe the keys one by one with a lint-free cloth dampened in mild soap and water. If you wipe several keys at a time, the cloth might hook onto an adjacent key and possibly damage it. Avoid spraying cleaner directly onto the keyboard. To remove any crumbs or dust from beneath the keys, you can use a camera blower with a brush or use cool air from a hair dryer.

Clean the computer screen: Scratches, oil, dust, chemicals, and ultraviolet light can affect the performance of your computer screen. Use a dry, soft lint-free cloth to wipe the screen gently. If you see a scratchlike mark on your screen, it might be a stain. Wipe or dust the stain gently with a soft, dry cloth. If the stain remains, moisten a soft, lint-free cloth with water or eyeglass cleaner, but do not apply liquids directly to your computer screen. Ensure that the computer screen is dry before closing it.

Chapter 2. Compliance information

This chapter provides radio frequency compliance statements, electromagnetic emission notices and environmental information about Lenovo products.

Radio frequency compliance statements

Computer models equipped with wireless communications comply with the radio frequency and safety standards of any country or region in which it has been approved for wireless use.

Besides this document, ensure that you read the *Regulatory Notice* for your country or region before using the wireless devices contained in your computer. To access the latest *Regulatory Notice*, go to <https://support.lenovo.com>.

Wireless-related information

This topic provides wireless-related information about Lenovo products.

Wireless interoperability

Wireless-LAN card is designed to be interoperable with any wireless-LAN product that is based on Direct Sequence Spread Spectrum (DSSS), Complementary Code Keying (CCK), and/or Orthogonal Frequency Division Multiplexing (OFDM) radio technology, and is compliant to:

- The 802.11b/g Standard, 802.11a/b/g, 802.11n, 802.11ax, or 802.11ac on wireless-LANs, as defined by the Institute of Electrical and Electronics Engineers.
- The Wireless Fidelity (Wi-Fi®) certification as defined by the Wi-Fi Alliance®.

Notes:

- Some models may not support 802.11ax, depending on your wireless configurations.
- For some countries or regions, use of 802.11ax may be disabled according to your local regulations.

Usage environment and your health

This computer contains integrated wireless cards that operate within the guidelines identified by radio frequency (RF) safety standards and recommendations; therefore, Lenovo believes that this product is safe for use by consumers. These standards and recommendations reflect the consensus of the worldwide scientific community, and result from deliberations of panels and committees of scientists, who continually review and interpret the extensive research literature.

In some situations or environments, the use of wireless devices might be restricted by the proprietor of a building or responsible representatives of an organization. For example, these situations and areas might include the following:

- On board of airplanes, in hospitals or near petrol stations, blasting areas (with electro-explosive devices), medical implants or body-worn electronic medical devices, such as pace makers.
- In any other environment where the risk of interference to other devices or services is perceived or identified as harmful.

If you are uncertain of the policy that applies to the use of wireless devices in a specific area (such as an airport or hospital), you are encouraged to ask for authorization to use a wireless device prior to turning on the computer.

European Union — compliance with the Radio Equipment Directive (for computer models with a wireless module)

This product is in conformity with all the requirements and essential norms that apply to EU Council Radio Equipment Directive 2014/53/EU on the approximation of the laws of the Member States relating to radio equipment. The full text of the system EU declaration of conformity is available at:

<https://www.lenovo.com/us/en/compliance/eu-doc>

Lenovo cannot accept responsibility for any failure to satisfy the protection requirements resulting from a non-recommended modification of the product, including the installation of option cards from other manufacturers. This product has been tested and found to comply with the limits for Class B equipment according to European Standards harmonized in the Directives in compliance. The limits for Class B equipment were derived for typical residential environments to provide reasonable protection against interference with licensed communication devices.

Brazil

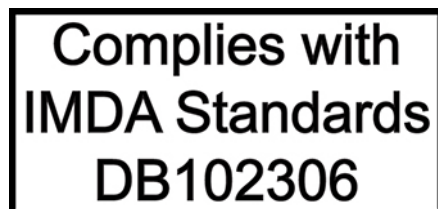
Este equipamento não tem direito à proteção contra interferência prejudicial e não pode causar interferência em sistemas devidamente autorizados.

This equipment is not protected against harmful interference and may not cause interference with duly authorized systems.

Mexico

Advertencia: En Mexico la operación de este equipo está sujeta a las siguientes dos condiciones: (1) es posible que este equipo o dispositivo no cause interferencia perjudicial y (2) este equipo o dispositivo debe aceptar cualquier interferencia, incluyendo la que pueda causar su operación no deseada.

Singapore



Electromagnetic emission notices

Industry Canada compliance statement

CAN ICES-3(B)/NMB-3(B)

European Union conformity

EU Contact: Lenovo (Slovakia), Landererova 12, 811 09 Bratislava, Slovakia



Compliance with the EMC Directive (for computer models without a wireless module)

This product is in conformity with the protection requirements of EU Council Directive 2014/30/EU on the approximation of the laws of the Member States relating to electromagnetic compatibility. The full text of the system EU declaration of conformity is available at:

<https://www.lenovo.com/us/en/compliance/eu-doc>

This product has been tested and found to comply with the limits for Class B equipment according to European Standards harmonized in the Directives in compliance. The Class B requirements for equipment are intended to offer adequate protection to broadcast services within residential environments.

EU ErP (EcoDesign) Directive (2009/125/EC) - external power adapters (Regulation (EU) 2019/1782)

Lenovo products are designed to work with a range of compatible power adapters. Access <https://www.lenovo.com/us/en/compliance/eu-doc> to view the compatible power adapters. For the detailed power adapter specifications for your computer, go to <https://support.lenovo.com>.

German Class B compliance statement

Hinweis zur Einhaltung der Klasse B zur elektromagnetischen Verträglichkeit

Dieses Produkt entspricht den Schutzanforderungen der EU-Richtlinie zur elektromagnetischen Verträglichkeit Angleichung der Rechtsvorschriften über die elektromagnetische Verträglichkeit in den EU-Mitgliedsstaaten und hält die Grenzwerte der Klasse B der Norm gemäß Richtlinie.

Um dieses sicherzustellen, sind die Geräte wie in den Handbüchern beschrieben zu installieren und zu betreiben. Des Weiteren dürfen auch nur von der Lenovo empfohlene Kabel angeschlossen werden. Lenovo übernimmt keine Verantwortung für die Einhaltung der Schutzanforderungen, wenn das Produkt ohne Zustimmung der Lenovo verändert bzw. wenn Erweiterungskomponenten von Fremdherstellern ohne Empfehlung der Lenovo gesteckt/eingebaut werden.

Zulassungsbescheinigung laut dem Deutschen Gesetz über die elektromagnetische Verträglichkeit von Betriebsmitteln, EMVG vom 20. Juli 2007 (früher Gesetz über die elektromagnetische Verträglichkeit von Geräten), bzw. der EU Richtlinie 2014/30/EU, der EU Richtlinie 2014/53/EU Artikel 3.1b), für Geräte der Klasse B.

Dieses Gerät ist berechtigt, in Übereinstimmung mit dem Deutschen EMVG das EG-Konformitätszeichen - CE - zu führen. Verantwortlich für die Konformitätserklärung nach Paragraf 5 des EMVG ist die Lenovo (Deutschland) GmbH, Meitnerstr. 9, D-70563 Stuttgart.

Japan VCCI Class B compliance statement

この装置は、クラスB機器です。この装置は、住宅環境で使用することを目的としていますが、この装置がラジオやテレビジョン受信機に近接して使用されると、受信障害を引き起こすことがあります。
取扱説明書に従って正しい取り扱いをして下さい。

VCCI-B

Japan compliance statement for products which connect to the power mains with rated current less than or equal to 20 A per phase

日本の定格電流が 20A/相 以下の機器に対する高調波電流規制
高調波電流規格 JIS C 61000-3-2 適合品

Japan notice for ac power cord

The ac power cord shipped with your product can be used only for this specific product. Do not use the ac power cord for other devices.

本製品およびオプションに電源コード・セットが付属する場合は、それぞれ専用のものになっていますので他の電気機器には使用しないでください。

Environmental information

This section provides environmental, recycling, and RoHS information of countries and regions about Lenovo products.

Recycling and environmental information

Lenovo encourages owners of information technology (IT) equipment to responsibly recycle their equipment when it is no longer needed. Lenovo offers a variety of programs and services to assist equipment owners in recycling their IT products. For information about recycling Lenovo products, go to:

<https://www.lenovo.com/recycling>

The latest environmental information about our products is available at:

<https://www.lenovo.com/ecodeclaration>

Important WEEE information



The WEEE marking on Lenovo products applies to countries with WEEE and e-waste regulations (for example, the European WEEE Directive, India E-Waste Management Rules). Appliances are labeled in accordance with local regulations concerning waste electrical and electronic equipment (WEEE). These regulations determine the framework for the return and recycling of used appliances as applicable within each geography. This label is applied to various products to indicate that the product is not to be thrown away, but rather put in the established collection systems for reclaiming these end of life products.

Users of electrical and electronic equipment (EEE) with the WEEE marking must not dispose of end of life EEE as unsorted municipal waste, but use the collection framework available to them for the return, recycle, and recovery of WEEE and to minimize any potential effects of EEE on the environment and human health due to the presence of hazardous substances. Lenovo electrical and electronic equipment (EEE) may contain parts and components, which at end-of-life might qualify as hazardous waste.

EEE and waste electrical and electronic equipment (WEEE) can be delivered free of charge to the place of sale or any distributor that sells electrical and electronic equipment of the same nature and function as the used EEE or WEEE.

For additional WEEE information, go to:

<https://www.lenovo.com/recycling>

WEEE information for Hungary

Lenovo, as a producer, bears the cost incurred in connection with the fulfillment of Lenovo's obligations under Hungary Law No. 197/2014 (VIII.1.) subsections (1)-(5) of section 12.

Japan recycling statements

Collect and recycle a disused Lenovo computer or monitor

If you are a company employee and need to dispose of a Lenovo computer or monitor that is the property of the company, you must do so in accordance with the Law for Promotion of Effective Utilization of Resources. Computers and monitors are categorized as industrial waste and should be properly disposed of by an industrial waste disposal contractor certified by a local government. In accordance with the Law for Promotion of Effective Utilization of Resources, Lenovo Japan provides, through its PC Collecting and Recycling Services, for the collecting, reuse, and recycling of disused computers and monitors. For details, visit the Lenovo Web site at:

<https://www.lenovo.com/recycling/japan>

Pursuant to the Law for Promotion of Effective Utilization of Resources, the collecting and recycling of home-used computers and monitors by the manufacturer was begun on October 1, 2003. This service is provided free of charge for home-used computers sold after October 1, 2003. For details, go to:

<https://www.lenovo.com/recycling/japan>

Dispose of Lenovo computer components

Some Lenovo computer products sold in Japan may have components that contain heavy metals or other environmental sensitive substances. To properly dispose of disused components, such as a printed circuit board or drive, use the methods described above for collecting and recycling a disused computer or monitor.

Dispose of disused lithium batteries from Lenovo computers

A button-shaped lithium battery is installed inside your Lenovo computer to provide power to the computer clock while the computer is off or disconnected from the main power source. If you need to replace it with a new one, contact your place of purchase or contact Lenovo for service. If you need to dispose of a disused lithium battery, insulate it with vinyl tape, contact your place of purchase or an industrial-waste-disposal operator, and follow their instructions.

Disposal of a lithium battery must comply with local ordinances and regulations.

Dispose of a disused battery from Lenovo notebook computers

Your Lenovo notebook computer has a lithium ion battery or a nickel metal hydride battery. If you are a company employee who uses a Lenovo notebook computer and need to dispose of a battery, contact the proper person in Lenovo sales, service, or marketing, and follow that person's instructions. You also can refer to the instructions at:

<https://www.lenovo.com/jp/ja/environment/recycle/battery/>

If you use a Lenovo notebook computer at home and need to dispose of a battery, you must comply with local ordinances and regulations. You also can refer to the instructions at:

<https://www.lenovo.com/jp/ja/environment/recycle/battery/>

Recycling information for Brazil

Declarações de Reciclagem no Brasil

Descarte de um Produto Lenovo Fora de Uso

Equipamentos elétricos e eletrônicos não devem ser descartados em lixo comum, mas enviados à pontos de coleta, autorizados pelo fabricante do produto para que sejam encaminhados e processados por empresas especializadas no manuseio de resíduos industriais, devidamente certificadas pelos órgãos ambientais, de acordo com a legislação local.

A Lenovo possui um canal específico para auxiliá-lo no descarte desses produtos. Caso você possua um produto Lenovo em situação de descarte, ligue para o nosso SAC ou encaminhe um e-mail para: reciclar@lenovo.com, informando o modelo, número de série e cidade, a fim de enviarmos as instruções para o correto descarte do seu produto Lenovo.

Battery recycling information for the European Union



Notice: This mark applies only to countries within the European Union (EU).

Batteries or packaging for batteries are labeled in accordance with European Directive 2006/66/EC concerning batteries and accumulators and waste batteries and accumulators. The Directive determines the framework for the return and recycling of used batteries and accumulators as applicable throughout the European Union. This label is applied to various batteries to indicate that the battery is not to be thrown away, but rather reclaimed upon end of life per this Directive.

In accordance with the European Directive 2006/66/EC, batteries and accumulators are labeled to indicate that they are to be collected separately and recycled at end of life. The label on the battery may also include a chemical symbol for the metal concerned in the battery (Pb for lead, Hg for mercury, and Cd for cadmium). Users of batteries and accumulators must not dispose of batteries and accumulators as unsorted municipal waste, but use the collection framework available to customers for the return, recycling, and treatment of batteries and accumulators. Customer participation is important to minimize any potential effects of batteries and accumulators on the environment and human health due to the potential presence of hazardous substances.

Before placing electrical and electronic equipment (EEE) in the waste collection stream or in waste collection facilities, the end user of equipment containing batteries and/or accumulators must remove those batteries and accumulators for separate collection.

Dispose of lithium batteries and battery packs from Lenovo products

A coin-cell type lithium battery might be installed inside your Lenovo product. You can find details about the battery in the product documentation. If the battery needs to be replaced, contact your place of purchase or contact Lenovo for service. If you need to dispose of a lithium battery, insulate it with vinyl tape, contact your place of purchase or a waste-disposal operator, and follow their instructions.

Dispose of battery packs from Lenovo products

Your Lenovo device might contain a lithium-ion battery pack or a nickel metal hydride battery pack. You can find details on the battery pack in the product documentation. If you need to dispose of a battery pack, insulate it with vinyl tape, contact Lenovo sales, service, or your place of purchase, or a waste-disposal

operator, and follow their instructions. You also can refer to the instructions provided in the user guide for your product.

For proper collection and treatment, go to:

<https://www.lenovo.com/environment>

Recycling information for mainland China

《废弃电器电子产品回收处理管理条例》提示性说明

联想鼓励拥有联想品牌产品的用户当不再需要此类产品时，遵守国家废弃电器电子产品回收处理相关法律法规，将其交给当地具有国家认可的回收处理资质的厂商进行回收处理。更多回收服务信息，请点击进入<http://support.lenovo.com.cn/activity/551.htm>

Battery recycling information for Taiwan



廢電池請回收

Battery recycling information for the United States and Canada (for selected models)



US & Canada Only

Restriction of Hazardous Substances (RoHS) Directive of countries and regions

The latest environmental information about Lenovo products is available at:

<https://www.lenovo.com/ecodeclaration>

European Union RoHS

This Lenovo product, with included parts (cables, cords, and so on) meets the requirements of Directive 2011/65/EU on the restriction of the use of certain hazardous substances in electrical and electronic equipment ("RoHS recast" or "RoHS 2").

For more information about Lenovo worldwide compliance on RoHS, go to:

Turkish WEEE / RoHS

Türkiye AEEE Yönetmeliğine Uygunluk Beyanı

Bu Lenovo ürünü, T.C. Çevre ve Orman Bakanlığı'nın "Atık Elektrik ve Elektronik Eşyalarda Bazı Zararlı Maddelerin Kullanımının Sınırlandırılmasına Dair Yönetmelik (AEEE)" direktiflerine uygundur.

AEEE Yönetmeliğine Uygundur.

Ukraine RoHS

Цим підтверджуємо, що продукція Леново відповідає вимогам нормативних актів України, які обмежують вміст небезпечних речовин

India RoHS

RoHS compliant as per E-Waste (Management) Rules.

Mainland China RoHS (for desktop computers)

The information in the following table is applicable to products manufactured on or after January 1, 2015 for sale in the People's Republic of China.

产品中有害物质的名称及含量

部件名称	有害物质					
	铅(Pb)	汞(Hg)	镉(Cd)	六价铬 (Cr(VI))	多溴联苯 (PBB)	多溴二苯醚 (PBDE)
印刷电路板组件*	X	O	O	O	O	O
硬盘	X	O	O	O	O	O
光驱	X	O	O	O	O	O
内存	X	O	O	O	O	O
电脑I/O 附件	X	O	O	O	O	O
电源	X	O	O	O	O	O
键盘	X	O	O	O	O	O
鼠标	X	O	O	O	O	O
机箱/ 附件	X	O	O	O	O	O
液晶面板	X	O	O	O	O	O
电池	X	O	O	O	O	O

本表格依据 SJ/T 11364 的规定编制。
O: 表示该有害物质在该部件所有均质材料中的含量均在 GB/T 26572 规定的限量要求以下。
X: 表示该有害物质至少在该部件的某一均质材料中的含量超出 GB/T 26572 规定的限量要求。
注: 表中标记“X”的部件, 皆因全球技术发展水平限制而无法实现有害物质的替代。
印刷电路板组件*: 包括印刷电路板及其零部件、电容和连接器。
根据型号的不同, 可能不会含有以上的所有部件, 请以实际购买机型为准。



在中华人民共和国境内销售的电子信息产品必须标识此标志, 标志内的数字代表在正常使用状态下的产品的环保使用期限。

中国大陆 RoHS 合格评定制度标识

依照《电器电子产品有害物质限制使用合格评定制度实施安排》，《绿色产品标识使用管理办法》以及市场监管总局关于明确电器电子产品有害物质限制使用合格评定制度“供方符合性标志”的公告中对于合格评定标识的相关要求，联想公司针对纳入《电器电子产品有害物质限制使用达标管理目录》内的产品，使用自我声明的合格评定方式，并使用如下合格评定标识：



Mainland China RoHS (for workstations)

产品中有害物质的名称及含量

部件名称	有害物质					
	铅(Pb)	汞(Hg)	镉(Cd)	六价铬 (Cr(VI))	多溴连苯 (PBB)	多溴二苯醚 (PBDE)
印刷电路板组件*	X	O	O	O	O	O
硬盘	X	O	O	O	O	O
光驱	X	O	O	O	O	O
内存	X	O	O	O	O	O
电脑I/O 附件	X	O	O	O	O	O
电源	X	O	O	O	O	O
键盘	X	O	O	O	O	O
鼠标	X	O	O	O	O	O
机箱/ 附件	X	O	O	O	O	O
电池	X	O	O	O	O	O

本表格依据 SJ/T 11364 的规定编制。
 O：表示该有害物质在该部件所有均质材料中的含量均在 GB/T 26572 规定的限量要求以下。
 X：表示该有害物质至少在该部件的某一均质材料中的含量超出 GB/T 26572 规定的限量要求。
 注：表中标记“X”的部件，皆因全球技术发展水平限制而无法实现有害物质的替代。
 印刷电路板组件*：包括印刷电路板及其零部件、电容和连接器
 根据型号的不同，可能不会含有以上的所有部件，请以实际购买机型为准



在中华人民共和国境内销售的电子信息产品必须标识此标志，标志内的数字代表在正常使用状态下的产品的环保使用期限

Mainland China RoHS (for notebook computers and tablets)

The information in the following table is applicable to products manufactured on or after January 1, 2015 for sale in the People's Republic of China.

产品中有害物质的名称及含量

部件名称	铅 (Pb)	汞 (Hg)	镉 (Cd)	六价铬 (Cr (VI))	多溴联苯 (PBB)	多溴二苯醚 (PBDE)
印刷电路板组件	X	○	○	○	○	○
硬盘	X	○	○	○	○	○
光驱	X	○	○	○	○	○
LCD 面板 (LED 背光源)	X	○	○	○	○	○
键盘	X	○	○	○	○	○
内存	X	○	○	○	○	○
电池	X	○	○	○	○	○
电源适配器	X	○	○	○	○	○
底壳、顶盖和扬声器	X	○	○	○	○	○

注：

本表依据SJ/T 11364的规定编制。

○：表示该有害物质在该部件所有均质材料中的含量均在 GB/T 26572标准规定的限量要求以下。

X：表示该有害物质至少在该部件的某一均质材料中的含量超出GB/T 26572标准规定的限量要求。标有“X”的部件，皆因全球技术发展水平限制而无法实现有害物质的替代。印刷电路板组件包括印刷电路板（PCB）及其组件、集成电路（IC）和连接器。某些型号的产品可能不包含上表中的某些部件，请以实际购买机型为准。

图示：



在中华人民共和国境内销售的电子信息产品上将印有“环保使用期限”（EPuP）符号。圆圈中的数字代表产品的正常环保使用期限。

Taiwan RoHS (for desktop computers)

臺灣 RoHS - 個人電腦

單元	限用物質及其化學符號					
	鉛 (Pb)	汞 (Hg)	鎘 (Cd)	六價鉻 (Cr ⁶⁺)	多溴聯苯 (PBB)	多溴二苯醚 (PBDE)
印刷電路板組件	—	○	○	○	○	○
硬碟	—	○	○	○	○	○
光碟機(選配件)	—	○	○	○	○	○
記憶體	—	○	○	○	○	○
電源供應器	—	○	○	○	○	○
鍵盤(選配件)	—	○	○	○	○	○
滑鼠(選配件)	—	○	○	○	○	○
機殼	—	○	○	○	○	○
配件(電源線)	—	○	○	○	○	○
散熱模組	—	○	○	○	○	○

備考1. “超出0.1 wt %”及“超出0.01 wt %”係指限用物質之百分比含量超出百分比含量基準值。

備考2. “○”係指該項限用物質之百分比含量未超出百分比含量基準值。

備考3. “—”係指該項限用物質為排除項目。

臺灣 RoHS - 一體機

單元	限用物質及其化學符號					
	鉛 (Pb)	汞 (Hg)	鎘 (Cd)	六價鉻 (Cr ⁺⁶)	多溴聯苯 (PBB)	多溴二苯醚 (PBDE)
印刷電路板組件	—	○	○	○	○	○
硬碟	—	○	○	○	○	○
光碟機(選配件)	—	○	○	○	○	○
記憶體	—	○	○	○	○	○
電腦I/O配件	—	○	○	○	○	○
電源供應器	—	○	○	○	○	○
鍵盤(選配件)	—	○	○	○	○	○
滑鼠(選配件)	—	○	○	○	○	○
機殼	—	○	○	○	○	○
螢幕	—	○	○	○	○	○
配件(電源線)	—	○	○	○	○	○
散熱模組	—	○	○	○	○	○
<p>備考1. “超出0.1 wt %”及“超出0.01 wt %”係指限用物質之百分比含量超出百分比含量基準值。</p> <p>備考2. “○”係指該項限用物質之百分比含量未超出百分比含量基準值。</p> <p>備考3. “—”係指該項限用物質為排除項目。</p>						

Taiwan RoHS (for workstations)

單元	限用物質及其化學符號					
	鉛 (Pb)	汞 (Hg)	鎘 (Cd)	六價鉻 (Cr ⁺⁶)	多溴聯苯 (PBB)	多溴二苯醚 (PBDE)
印刷電路板組件	—	○	○	○	○	○
硬碟	—	○	○	○	○	○
光碟機(選配件)	—	○	○	○	○	○
記憶體	—	○	○	○	○	○
電源供應器	—	○	○	○	○	○
鍵盤(選配件)	—	○	○	○	○	○
滑鼠(選配件)	—	○	○	○	○	○
機殼	—	○	○	○	○	○
配件(電源線)	—	○	○	○	○	○
散熱模組	—	○	○	○	○	○
<p>備考1. “超出0.1 wt %”及“超出0.01 wt %”係指限用物質之百分比含量超出百分比含量基準值。</p> <p>備考2. “○”係指該項限用物質之百分比含量未超出百分比含量基準值。</p> <p>備考3. “—”係指該項限用物質為排除項目。</p>						

Taiwan RoHS (for notebook computers and tablets)

設備名稱： 筆記型電腦 Equipment name		型號（型式） Type designation (Type)				
單元 Unit	限用物質及其化學符號 Restricted substances and its chemical symbols					
	鉛 Lead (Pb)	汞 Mercury (Hg)	鎘 Cadmium (Cd)	六價鉻 Hexavalent chromium (Cr ⁺⁶)	多溴聯苯 Polybrominate d biphenyls (PBB)	多溴二苯醚 Polybrominated diphenyl ethers (PBDE)
印刷電路板組件	-	○	○	○	○	○
儲存裝置	-	○	○	○	○	○
顯示螢幕	-	○	○	○	○	○
輸入裝置	-	○	○	○	○	○
電源設備	-	○	○	○	○	○
外殼	-	○	○	○	○	○
機械組件	-	○	○	○	○	○
配件	-	○	○	○	○	○
備考1. “超出0.1 wt %” 及 “超出0.01 wt %” 係指限用物質之百分比含量超出百分比含量基準值。 Note 1: “Exceeding 0.1 wt %” and “exceeding 0.01 wt %” indicate that the percentage content of the restricted substance exceeds the reference percentage value of presence condition.						
備考2. “○” 係指該項限用物質之百分比含量未超出百分比含量基準值。 Note 2: “○” indicates that the percentage content of the restricted substance does not exceed the percentage of reference value of presence.						
備考3. “—” 係指該項限用物質為排除項目。 Note 3: The “-” indicates that the restricted substance corresponds to the exemption.						

單元說明

單元	說明
儲存裝置	泛指硬碟機、固態硬碟、記憶體等
輸入裝置	泛指鍵盤、觸控板、攝影機、麥克風等
機械組件	泛指風扇、散熱器、喇叭、光碟機（選配）等
配件	泛指觸控筆（選配）、耳機（選配）、外接式光碟機（選配）、轉接線（選配）、滑鼠（選配）等

ENERGY STAR model information



ENERGY STAR® is a joint program of the U.S. Environmental Protection Agency and the U.S. Department of Energy aimed at saving money and protecting the environment through energy efficient products and practices.

Lenovo is proud to offer products with the ENERGY STAR certified designation. Lenovo computers, if carry an ENERGY STAR mark, have been designed and tested to conform to the ENERGY STAR program

requirements for computers as prescribed by the U.S. Environmental Protection Agency. For a certified computer, an ENERGY STAR mark may be affixed to the product, the product packaging, or displayed electronically on the E-label screen or the power settings interface.

By using ENERGY STAR compliant products and taking advantage of the power management features of your computer, you reduce the consumption of electricity. Reduced electrical consumption contributes to potential financial savings, a cleaner environment, and the reduction of greenhouse gas emissions. For more information about ENERGY STAR, go to <https://www.energystar.gov>.

ENERGY STAR and the ENERGY STAR mark are registered trademarks owned by the U.S. Environmental Protection Agency.

Other compliance information

This section provides other compliance information of countries and regions about Lenovo products.

Eye comfort (for desktop computers and workstations)

The property of the display in combination with following notes result in reduced eye fatigue and increased comfort.

For tips on how to minimize visual fatigue, please go to <https://www.lenovo.com/us/en/safecomp/> to visit “Minimizing Visual Fatigue”.

Remote control (for selected desktop computers and workstations)

CAUTION:

Do not use rechargeable batteries in this device.

Export classification notice

This product is subject to the United States Export Administration Regulations (EAR) and has an Export Classification Control Number (ECCN) of 5A992.c. It can be re-exported except to any of the embargoed countries in the EAR E1 country list.

Lenovo product service information for Taiwan

委製商/進口商名稱: 荷蘭商聯想股份有限公司台灣分公司
進口商地址: 台北市中山區樂群三路128號16樓
進口商電話: 0800-000-702 (代表號)

Taiwan precautionary vision statement

警語：使用過度恐傷害視力

注意事項：

- 使用30分鐘請休息10分鐘。
- 未滿2歲幼兒不看螢幕，2歲以上每天看螢幕不要超過1小時。

Keyboard and mouse compliance statement for Taiwan (for desktop computers and workstations)

本產品隨貨附已取得經濟部標準檢驗局認可之PS/2或USB的鍵盤與滑鼠一組

Supplemental information for the Eurasian Union (for selected models)

Назначение	персональный компьютер для личного и служебного использования, для передачи данных, с поддержкой различных профилей подключения (Wi-Fi, Bluetooth и пр.).
Изготовитель	Леново ПЦ ХК Лимитед, 23/Ф Линколн Хаус, Тайку Плэйс 979 Кингз Роуд, Куарри Бэй, Гонконг (Lenovo PC HK Limited, 23/F Lincoln House, Taikoo Place 979 King's Road, Quarry Bay, Hong Kong)
Страна производства	Китай
Наименование и местонахождение уполномоченного изготовителем лица	ООО «Леново (Восточная Европа/Азия)» 143401, Московская область, г. Красногорск, бульвар Строителей, дом 4, корпус 1, помещение VII, тел. +7 495 645 83 38, факс +7 495 645 78 77.
Импортёр	Наименование, адрес импортера и информация для связи с ним указаны на этикетке* на упаковке продукции. *Согласно ГОСТ 2.601-2013 «Единая система конструкторской документации. Эксплуатационные документы», пункт 5.1, подпункт 5.1.2, этикетка является видом эксплуатационных документов.
Дата изготовления (месяц и год)	Указана на этикетке* на упаковке продукции, в графе Date (дата указана в формате год-месяц-дата). Для получения более подробной информации посетите веб-сайт: https://support.lenovo.com
Единый знак обращения на рынке стран Таможенного союза	

Brazil audio notice

Ouvir sons com mais de 85 decibéis por longos períodos pode provocar danos ao sistema auditivo.

Appendix A. TCO Certified

Selected models are TCO Certified and bear the TCO Certified logo.

Note: TCO Certified is an international third-party sustainability certification for IT products. For details, go to <https://www.lenovo.com/us/en/compliance/tco>.

Lenovo