

Appendix G: Test Data for E-UTRA Band 17

Product Name: 5.5 inch 4G Smart Phone

Trade Mark: LOGIC, iSWAG, UNONU

Test Model: L55A

FCC ID: 055553719

Environmental Conditions

Temperature:	24.4 ° C
Relative Humidity:	53.5%
ATM Pressure:	100.0 kPa
Test Engineer:	Diamond.Lu
Supervised by:	Wang.Chuang

G.1 Effective (Isotropic) Radiated Power Output Data

Test Result

Channel Bandwidth: 5 MHz

Channel Bandwidth: 5 MHz						
Modulation	Channel	RB Configuration		Average Power [dBm]	E.i.r.p [dBm]	Verdict
		Size	Offset			
QPSK	LCH	1	0	22.23	21.33	PASS
		1	12	22.58	21.68	PASS
		1	24	22.35	21.45	PASS
		12	0	21.31	20.41	PASS
		12	6	21.40	20.5	PASS
		12	13	21.35	20.45	PASS
		25	0	21.38	20.48	PASS
	MCH	1	0	22.37	21.47	PASS
		1	12	22.94	22.04	PASS
		1	24	22.34	21.44	PASS
		12	0	21.36	20.46	PASS
		12	6	21.40	20.5	PASS
		12	13	21.30	20.4	PASS
		25	0	21.36	20.46	PASS
	HCH	1	0	22.26	21.36	PASS
1		12	22.57	21.67	PASS	

		1	24	22.22	21.32	PASS
		12	0	21.30	20.4	PASS
		12	6	21.42	20.52	PASS
		12	13	21.34	20.44	PASS
		25	0	21.35	20.45	PASS
16QAM	LCH	1	0	21.62	20.72	PASS
		1	12	21.90	21	PASS
		1	24	21.68	20.78	PASS
		12	0	20.49	19.59	PASS
		12	6	20.53	19.63	PASS
		12	13	20.53	19.63	PASS
		25	0	20.40	19.5	PASS
	MCH	1	0	21.31	20.41	PASS
		1	12	21.62	20.72	PASS
		1	24	21.32	20.42	PASS
		12	0	20.43	19.53	PASS
		12	6	20.47	19.57	PASS
		12	13	20.36	19.46	PASS
		25	0	20.43	19.53	PASS
	HCH	1	0	21.37	20.47	PASS
		1	12	21.73	20.83	PASS
		1	24	21.37	20.47	PASS
		12	0	20.39	19.49	PASS
		12	6	20.51	19.61	PASS
		12	13	20.40	19.5	PASS
		25	0	20.45	19.55	PASS

Channel Bandwidth: 10 MHz

Channel Bandwidth: 10 MHz						
Modulation	Channel	RB Configuration		Average Power [dBm]	E.i.r.p [dBm]	Verdict
		Size	Offset			
QPSK	LCH	1	0	22.29	21.39	PASS
		1	24	22.50	21.6	PASS
		1	49	22.35	21.45	PASS
		25	0	21.34	20.44	PASS
		25	12	21.40	20.5	PASS
		25	25	21.33	20.43	PASS
		50	0	21.33	20.43	PASS
	MCH	1	0	22.31	21.41	PASS
		1	24	22.53	21.63	PASS
		1	49	22.34	21.44	PASS
		25	0	21.37	20.47	PASS
		25	12	21.42	20.52	PASS

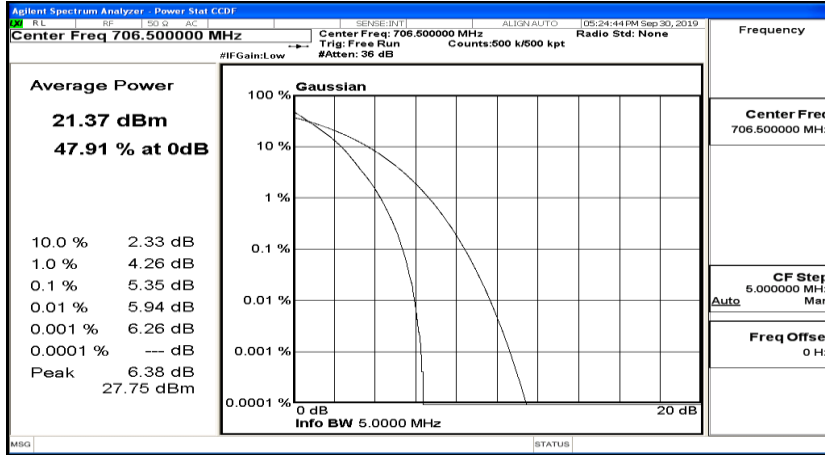
		25	25	21.39	20.49	PASS
		50	0	21.36	20.46	PASS
	HCH	1	0	22.29	21.39	PASS
		1	24	22.57	21.67	PASS
		1	49	22.35	21.45	PASS
		25	0	21.42	20.52	PASS
		25	12	21.43	20.53	PASS
		25	25	21.36	20.46	PASS
		50	0	21.38	20.48	PASS
16QAM	LCH	1	0	21.55	20.65	PASS
		1	24	21.79	20.89	PASS
		1	49	21.60	20.7	PASS
		25	0	20.41	19.51	PASS
		25	12	20.39	19.49	PASS
		25	25	20.36	19.46	PASS
		50	0	20.33	19.43	PASS
	MCH	1	0	21.54	20.64	PASS
		1	24	21.83	20.93	PASS
		1	49	21.57	20.67	PASS
		25	0	20.42	19.52	PASS
		25	12	20.45	19.55	PASS
		25	25	20.37	19.47	PASS
		50	0	20.37	19.47	PASS
	HCH	1	0	21.62	20.72	PASS
		1	24	21.93	21.03	PASS
		1	49	21.71	20.81	PASS
		25	0	20.48	19.58	PASS
		25	12	20.46	19.56	PASS
		25	25	20.41	19.51	PASS
		50	0	20.43	19.53	PASS

G.2 Peak-to-Average Ratio

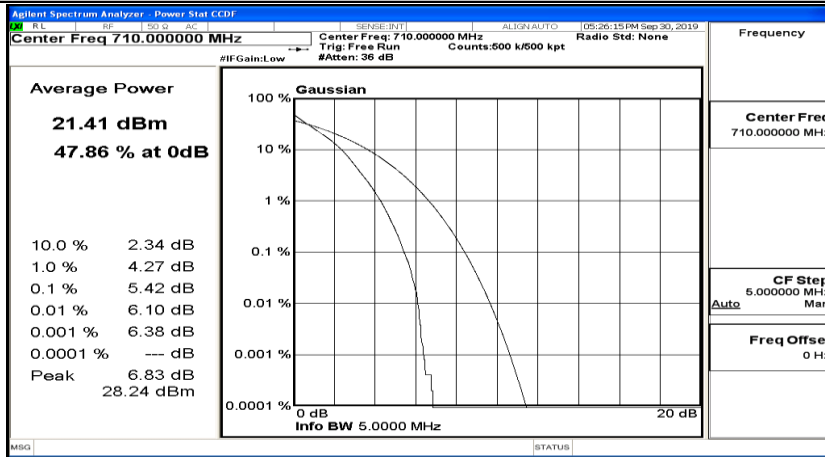
Peak-to Average Ratio Test Result (Channel Bandwidth: 5 MHz)				
Modulation	Channel	Peak-to-Average Ratio [dB]	Limit [dB]	Verdict
QPSK	LCH	5.35	<13	PASS
	MCH	5.42	<13	PASS
	HCH	5.23	<13	PASS
16QAM	LCH	6.13	<13	PASS
	MCH	6.21	<13	PASS
	HCH	6.02	<13	PASS

Peak-to Average Ratio Test Result (Channel Bandwidth: 10 MHz)				
Modulation	Channel	Peak-to-Average Ratio [dB]	Limit [dB]	Verdict
QPSK	LCH	5.44	<13	PASS
	MCH	5.4	<13	PASS
	HCH	5.44	<13	PASS
16QAM	LCH	6.12	<13	PASS
	MCH	6.12	<13	PASS
	HCH	6.15	<13	PASS

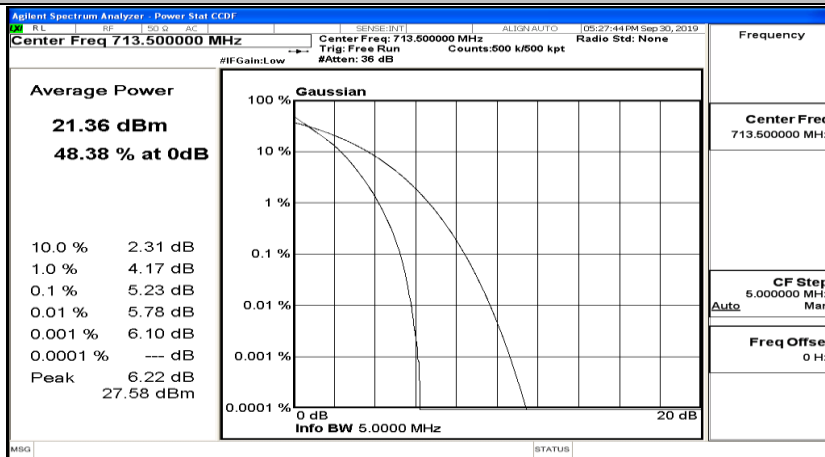
Peak-to Average Ratio Test Graph(s) (Channel Bandwidth: 5 MHz)_LCH_QPSK



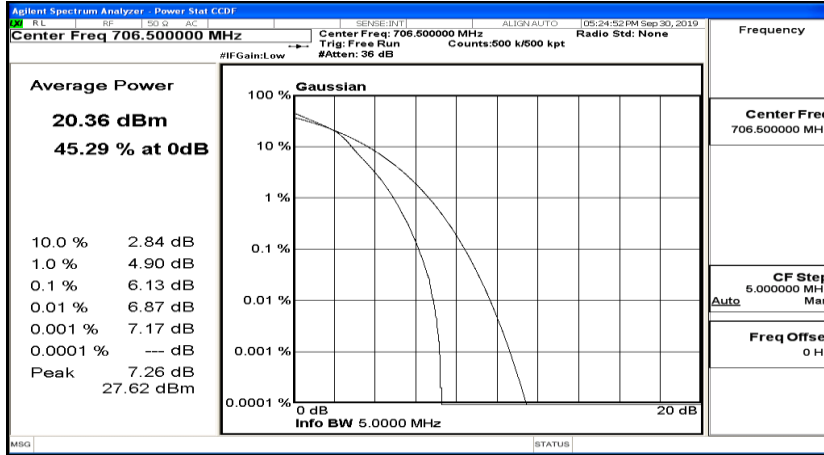
Peak-to Average Ratio Test Graph(s) (Channel Bandwidth: 5 MHz)_MCH_QPSK



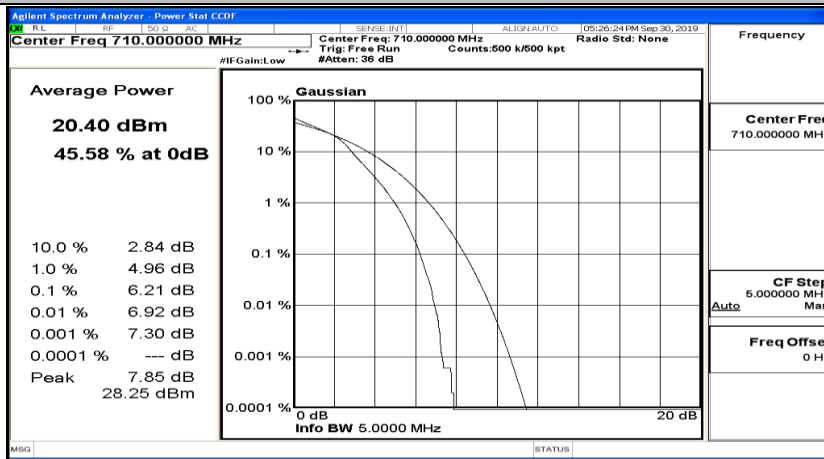
Peak-to Average Ratio Test Graph(s) (Channel Bandwidth: 5 MHz)_HCH_QPSK



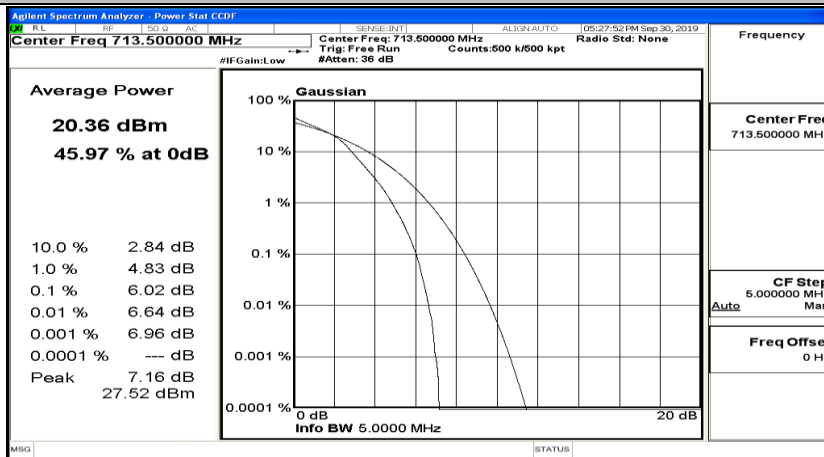
Peak-to Average Ratio Test Graph(s) (Channel Bandwidth: 5 MHz)_LCH_16QAM



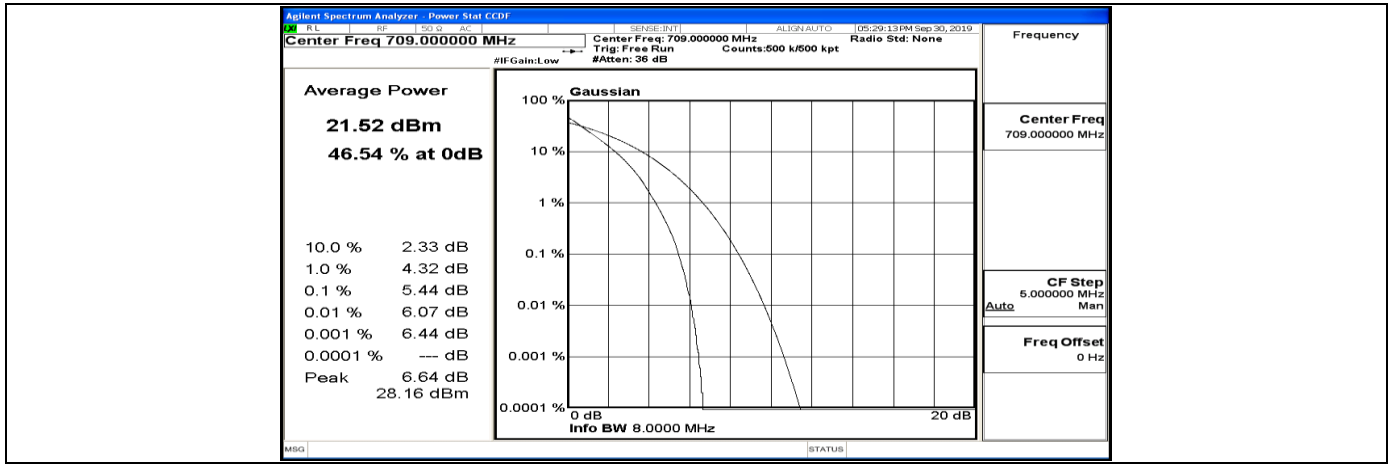
Peak-to Average Ratio Test Graph(s) (Channel Bandwidth: 5 MHz)_MCH_16QAM



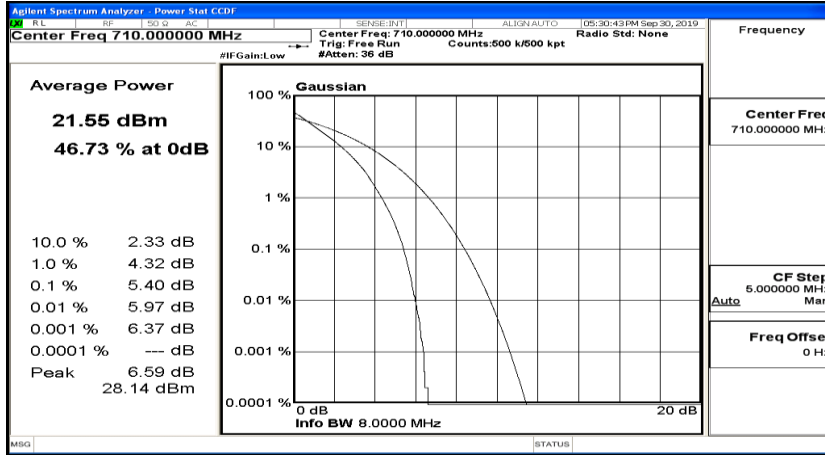
Peak-to Average Ratio Test Graph(s) (Channel Bandwidth: 5 MHz)_HCH_16QAM



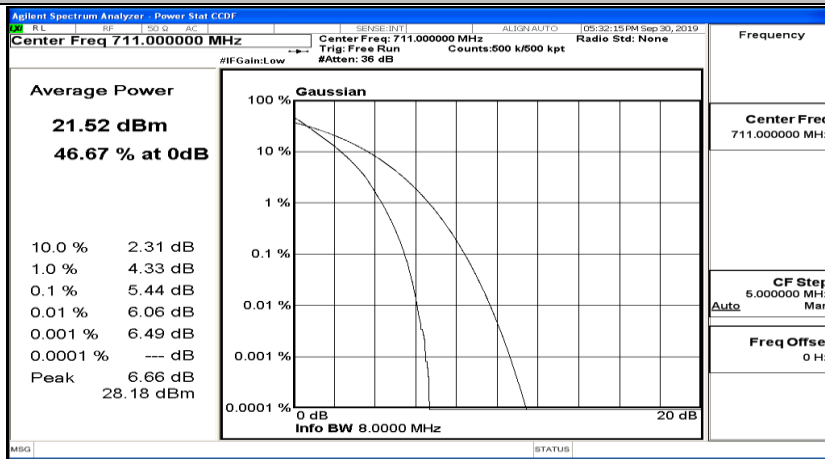
Peak-to Average Ratio Test Graph(s) (Channel Bandwidth: 10 MHz)_LCH_QPSK



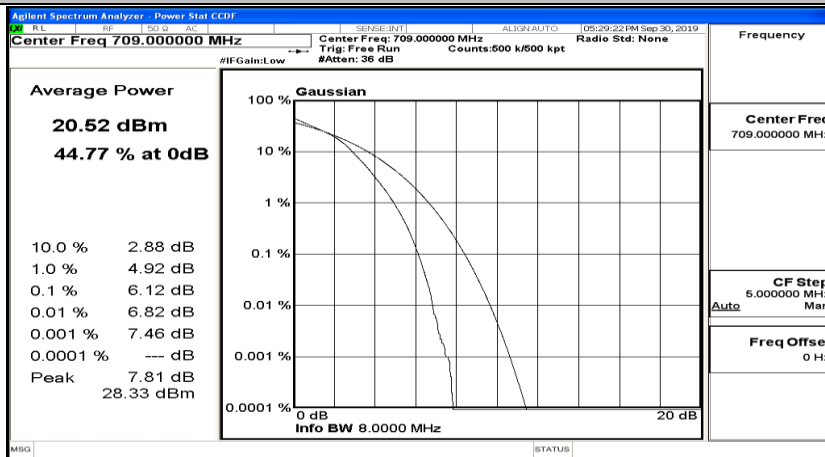
Peak-to Average Ratio Test Graph(s) (Channel Bandwidth: 10 MHz)_MCH_QPSK



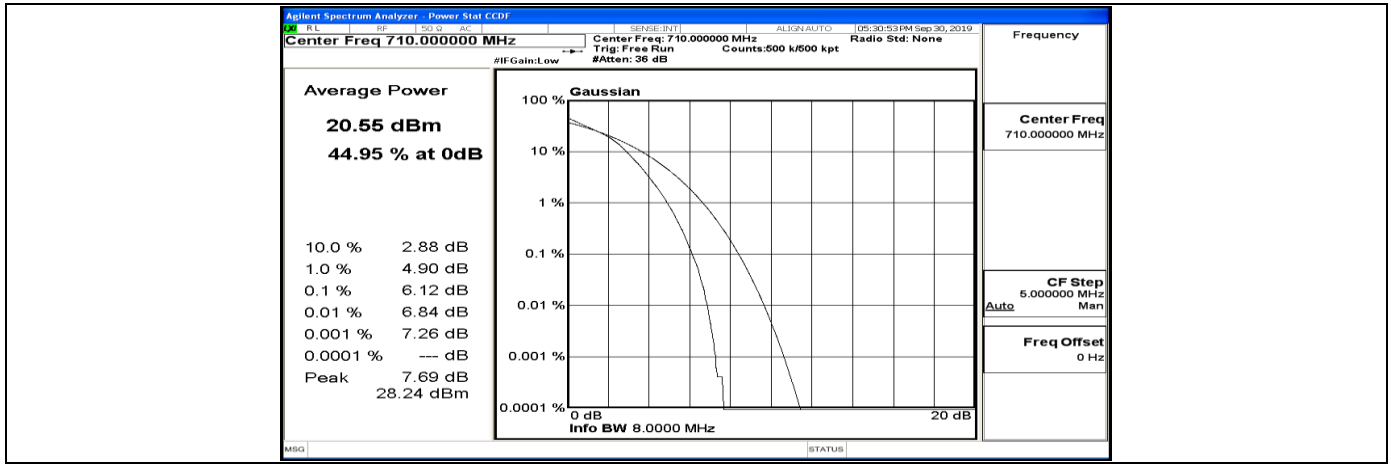
Peak-to Average Ratio Test Graph(s) (Channel Bandwidth: 10 MHz)_HCH_QPSK



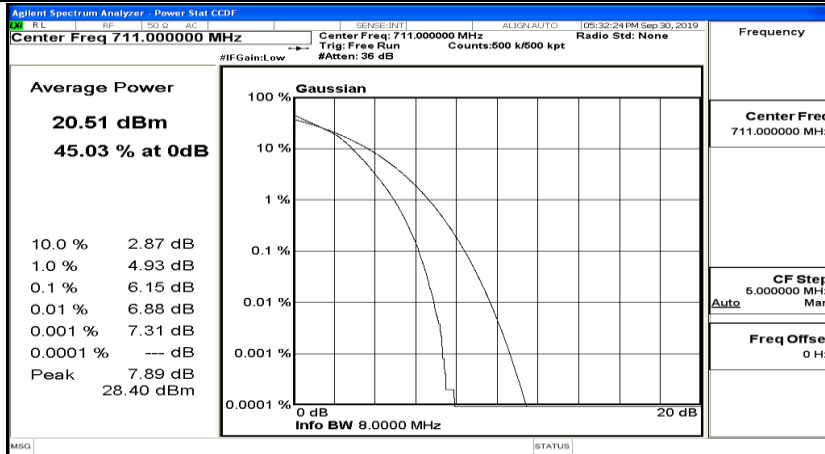
Peak-to Average Ratio Test Graph(s) (Channel Bandwidth: 10 MHz)_LCH_16QAM



Peak-to Average Ratio Test Graph(s) (Channel Bandwidth: 10 MHz)_MCH_16QAM



Peak-to Average Ratio Test Graph(s) (Channel Bandwidth: 10 MHz)_HCH_16QAM

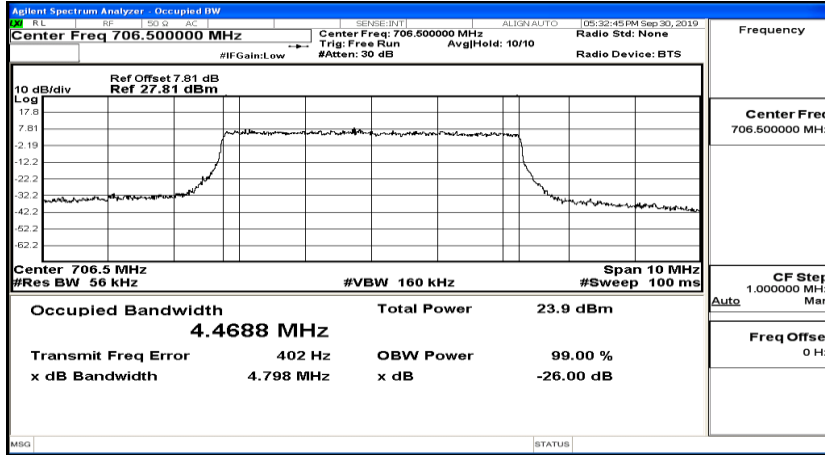


G.3 26dB Bandwidth and Occupied Bandwidth

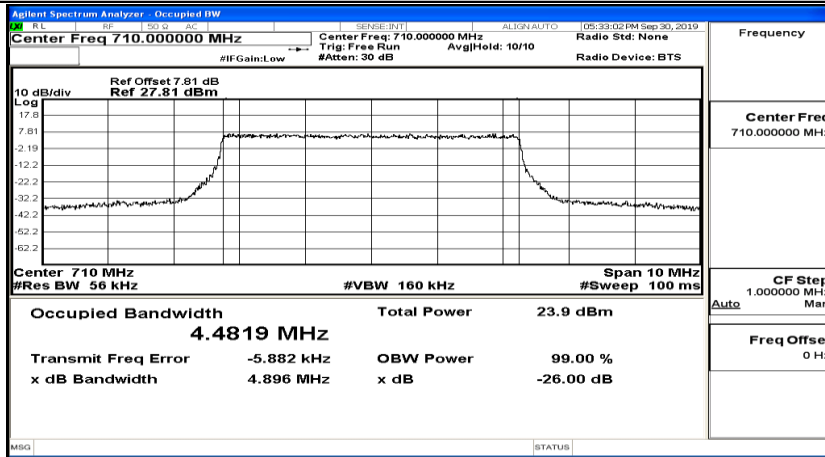
EBW & OBW Test Result (Channel Bandwidth: 5 MHz)				
Modulation	Channel	Occupied Bandwidth (MHz)	26dB Bandwidth (MHz)	Verdict
QPSK	LCH	4.4688	4.798	PASS
	MCH	4.4819	4.896	PASS
	HCH	4.4842	4.881	PASS
16QAM	LCH	4.4767	4.869	PASS
	MCH	4.4888	4.820	PASS
	HCH	4.4750	4.923	PASS

EBW & OBW Test Result (Channel Bandwidth: 10 MHz)				
Modulation	Channel	Occupied Bandwidth (MHz)	26dB Bandwidth (MHz)	Verdict
QPSK	LCH	8.9461	9.597	PASS
	MCH	8.9658	9.552	PASS
	HCH	8.9448	9.461	PASS
16QAM	LCH	8.9386	9.463	PASS
	MCH	8.9549	9.587	PASS
	HCH	8.9556	9.537	PASS

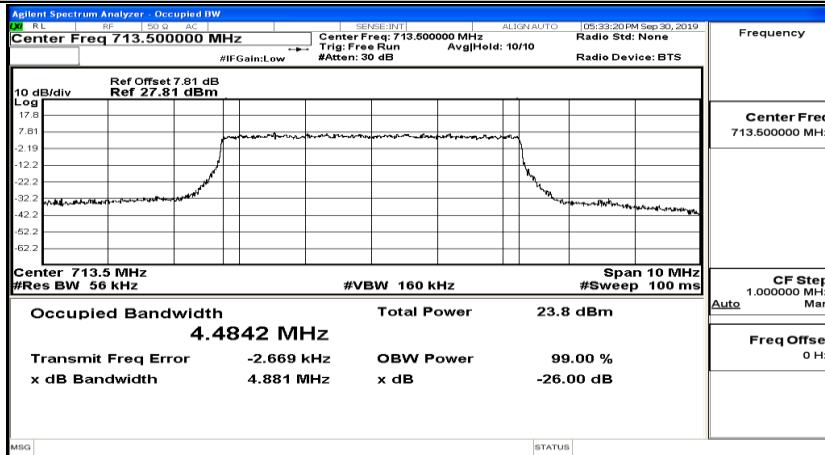
EBW & OBW Test Graph(s) (Channel Bandwidth: 5 MHz)_LCH_QPSK



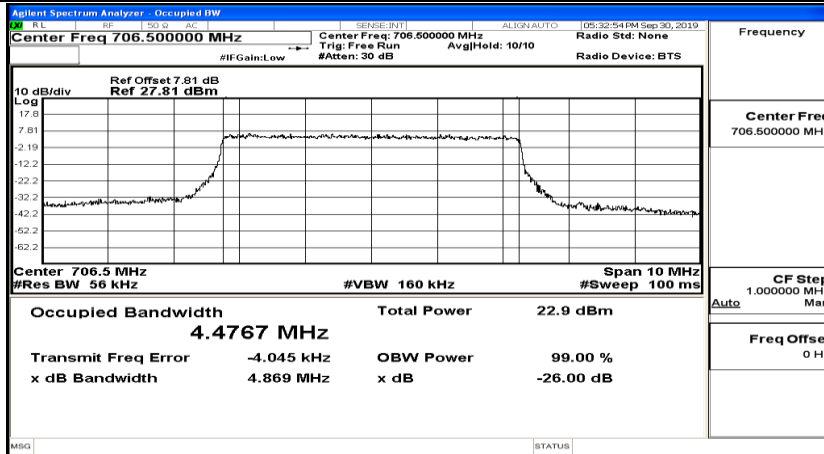
EBW & OBW Test Graph(s) (Channel Bandwidth: 5 MHz)_MCH_QPSK



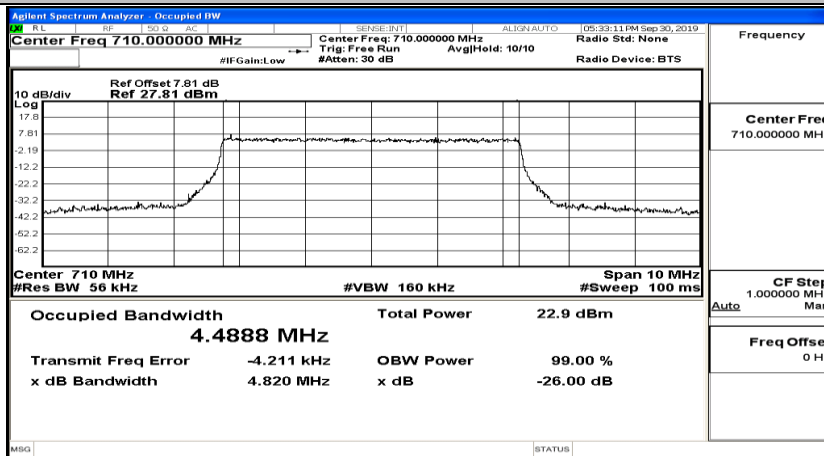
EBW & OBW Test Graph(s) (Channel Bandwidth: 5 MHz)_HCH_QPSK



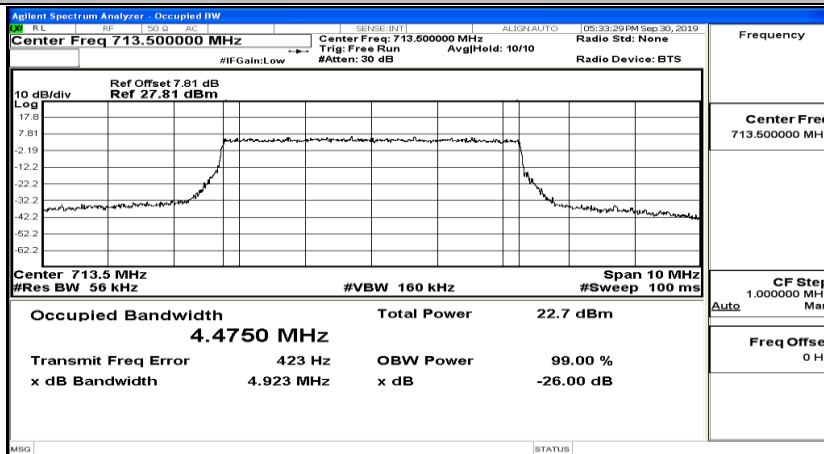
EBW & OBW Test Graph(s) (Channel Bandwidth: 5 MHz)_LCH_16QAM



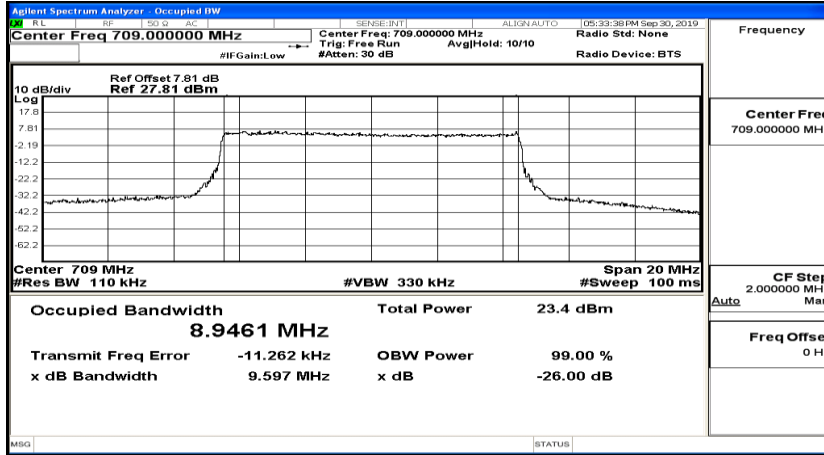
EBW & OBW Test Graph(s) (Channel Bandwidth: 5 MHz)_MCH_16QAM



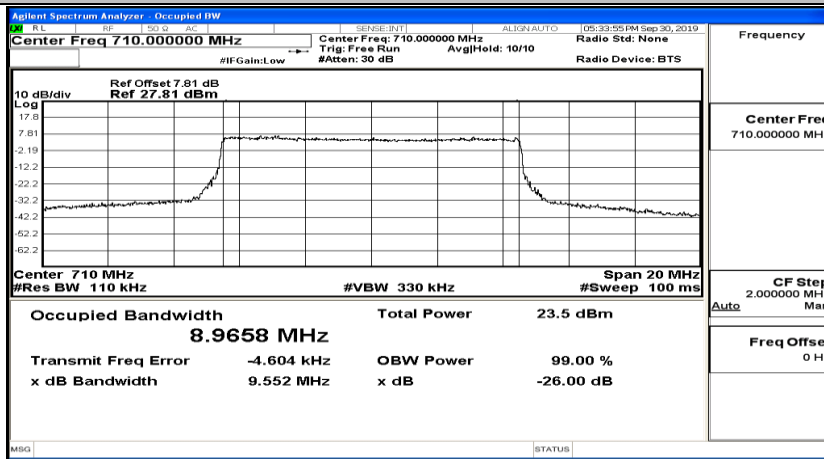
EBW & OBW Test Graph(s) (Channel Bandwidth: 5 MHz)_HCH_16QAM



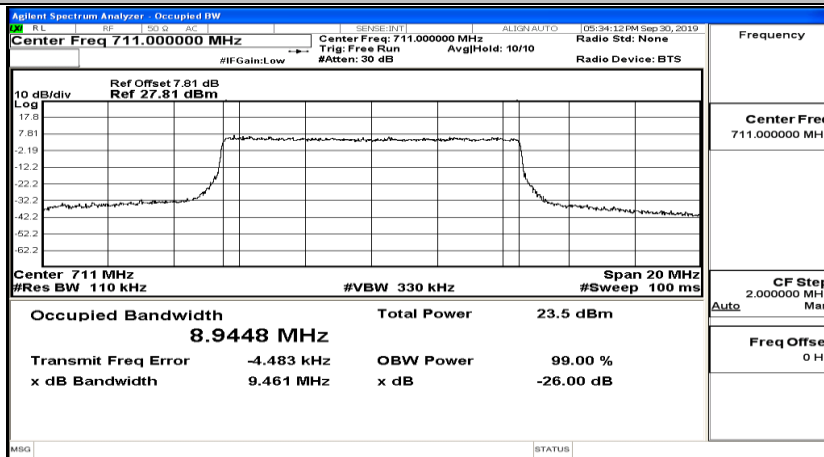
EBW & OBW Test Graph(s) (Channel Bandwidth: 10 MHz)_LCH_QPSK



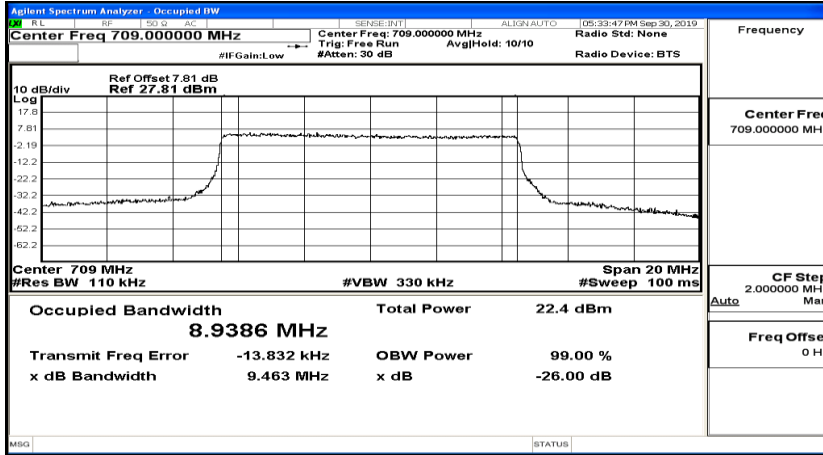
EBW & OBW Test Graph(s) (Channel Bandwidth: 10 MHz)_MCH_QPSK



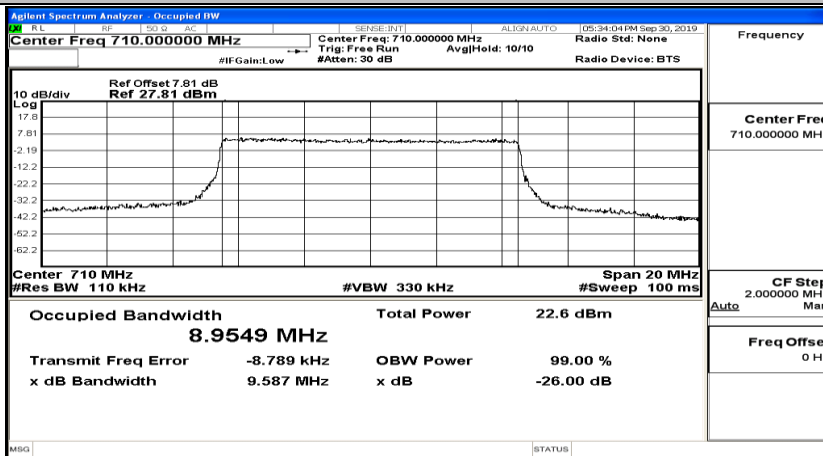
EBW & OBW Test Graph(s) (Channel Bandwidth: 10 MHz)_HCH_QPSK



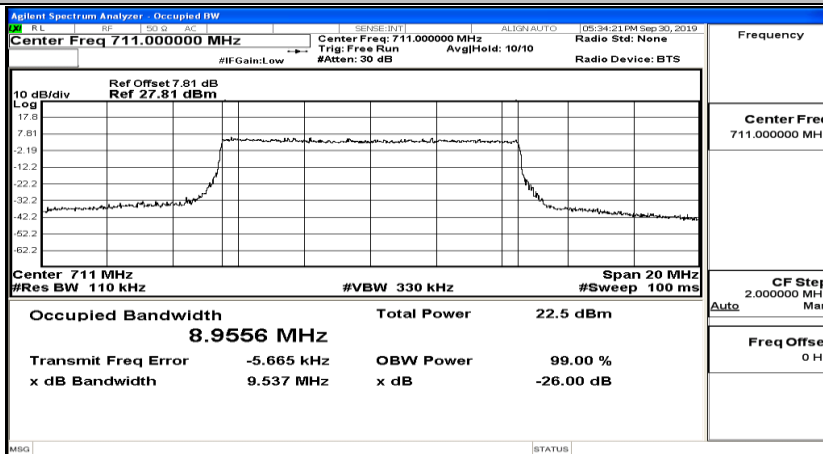
EBW & OBW Test Graph(s) (Channel Bandwidth: 10 MHz)_LCH_16QAM



EBW & OBW Test Graph(s) (Channel Bandwidth: 10 MHz)_MCH_16QAM

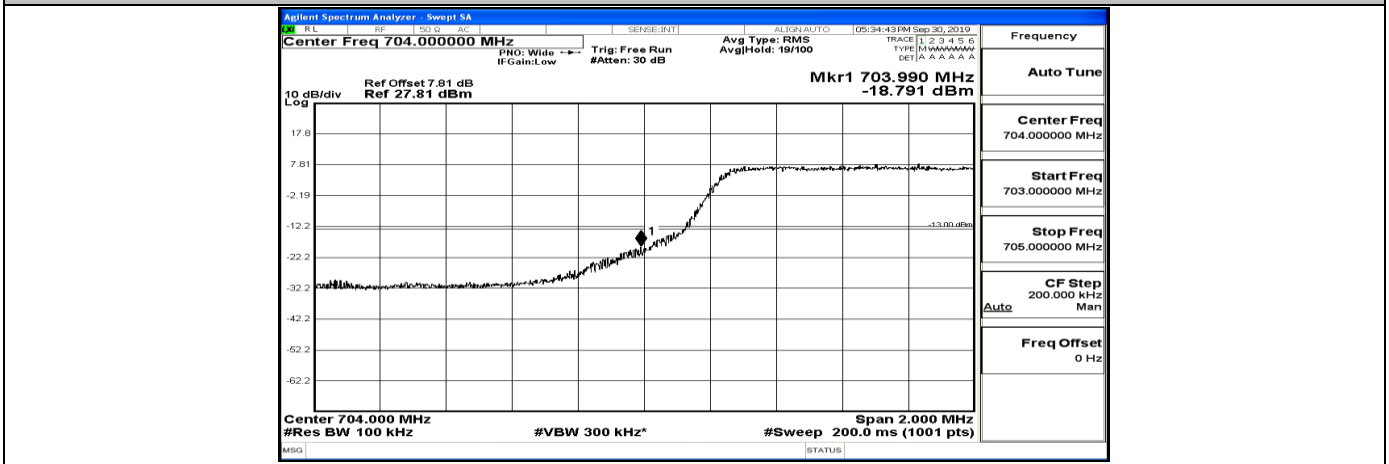


EBW & OBW Test Graph(s) (Channel Bandwidth: 10 MHz)_HCH_16QAM

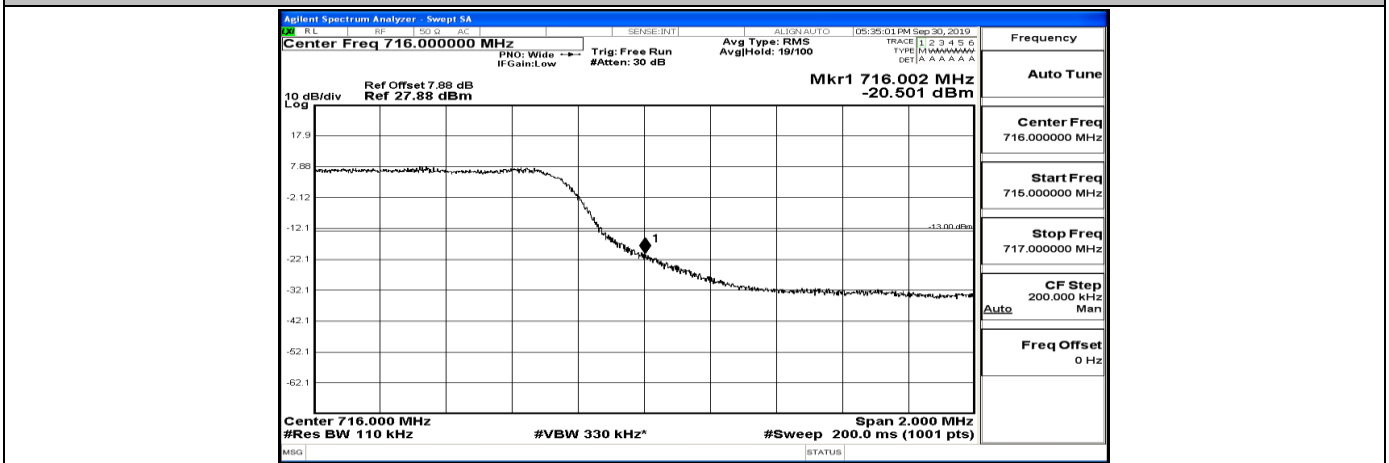


G.4 Band Edge

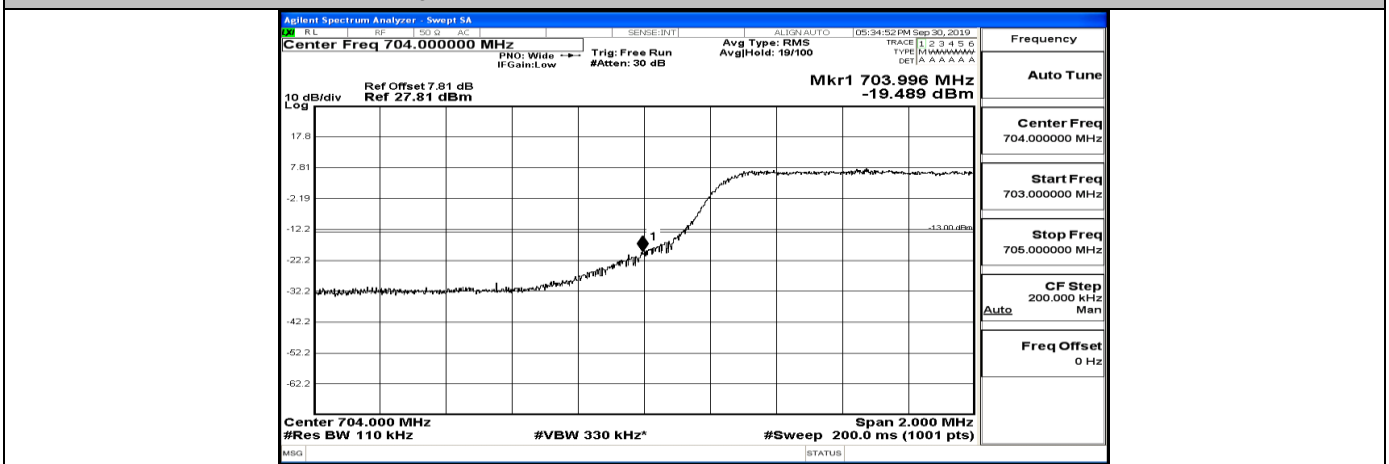
Band Edge Test Graph(s) (Channel Bandwidth: 5 MHz)_LCH_QPSK



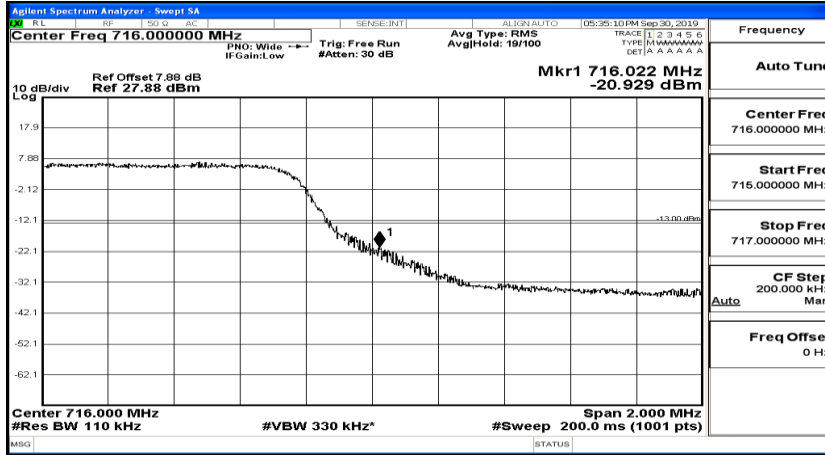
Band Edge Test Graph(s) (Channel Bandwidth: 5 MHz)_HCH_QPSK



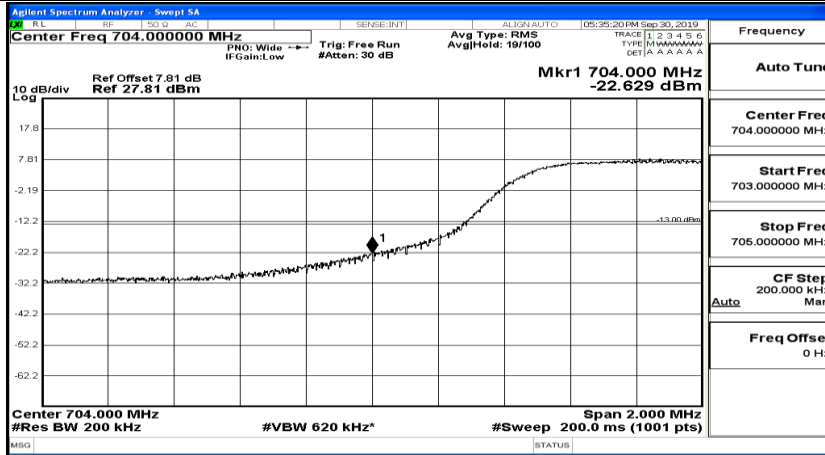
Band Edge Test Graph(s) (Channel Bandwidth: 5 MHz)_LCH_16QAM



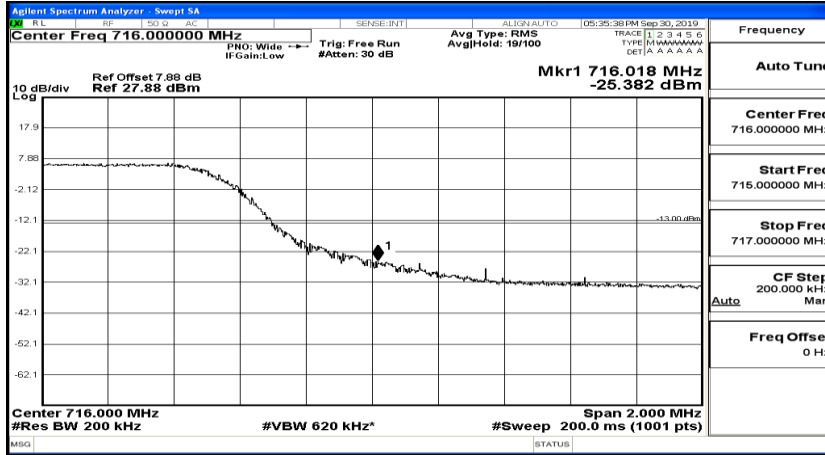
Band Edge Test Graph(s) (Channel Bandwidth: 5 MHz)_HCH_16QAM



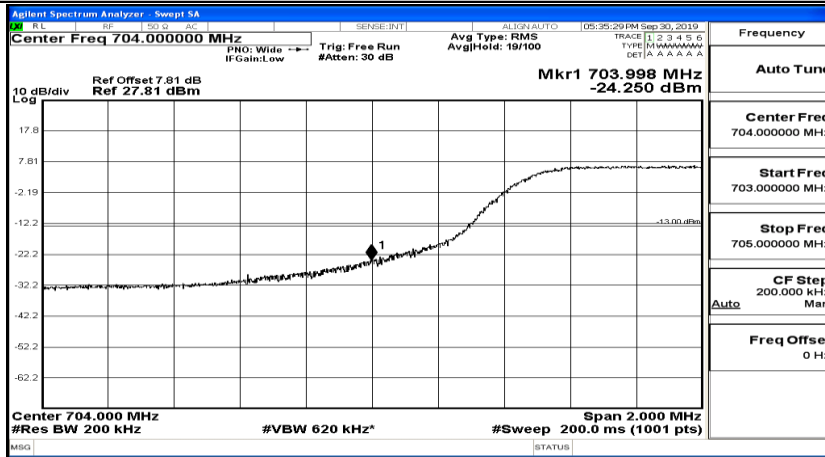
Band Edge Test Graph(s) (Channel Bandwidth: 10 MHz)_LCH_QPSK



Band Edge Test Graph(s) (Channel Bandwidth: 10 MHz)_HCH_QPSK



Band Edge Test Graph(s) (Channel Bandwidth: 10 MHz)_LCH_16QAM



Band Edge Test Graph(s) (Channel Bandwidth: 10 MHz)_HCH_16QAM

