


TEST SETUP PHOTOGRAPHS



Figure 1. AC Line Conducted Test Setup

	TDC Acquisition Holdings Inc. FCC ID: NUF-PSP400-A	Model: PSP400
Test Set-Up Photos	EUT Type: UWB Radar Surveillance System	Page 1 of 4




Figure 2. Radiated Emissions Test Setup Below 960MHz (3 meter)



	TDC Acquisition Holdings Inc. FCC ID: NUF-PSP400-A	Model: PSP400
Test Set-Up Photos	EUT Type: UWB Radar Surveillance System	Page 2 of 4



Figure 3. Radiated Emissions Test Setup Above 960MHz (1 meter)

 <p>PCTEST ENGINEERING LABORATORY, INC.</p>	TDC Acquisition Holdings Inc. FCC ID: NUF-PSP400-A	Model: PSP400
Test Set-Up Photos	EUT Type: UWB Radar Surveillance System	Page 3 of 4





Figure 4. Radiated Emissions Test Setup Above 18GHz (1 meter)

	TDC Acquisition Holdings Inc. FCC ID: NUF-PSP400-A	Model: PSP400
Test Set-Up Photos	EUT Type: UWB Radar Surveillance System	Page 4 of 4