

RESCUE SQUAD WALKIE TALKIE INSTRUCTIONS

BATTERY INSTALLATION :

1. OPEN BATTERY COVER AND INSERT A 9-VOLT BATTERY.
2. USE ONLY ALKALINE BATTERY TO PROTECT THE LIFE OF YOUR WALKIE TALKIE.
3. REPLACE BATTERY WHEN SOUND BECOMES WEAK OR DISTORTED.

HOW TO USE :

1. TURN THE ON-OFF SWITCH TO "ON" POSITION AND YOUR WALKIE TALKIE IS NOW READY TO OPERATE.
2. PRESS THE PUSH-TO-TALK SWITCH FOR TRANSMITTING.
3. RELEASE THE PUSH-TO-TALK SWITCH FOR RECEIVING.
4. BEST TRANSMITTING AND RECEPTION ARE OBTAINED WHEN THE ANTENNA IS HELD IN A VERTICAL POSITION.
5. TO TURN ON THE LIGHT PRESS THE LIGHT SWITCH. TO TURN OFF THE LIGHT RELEASE THE LIGHT SWITCH.

CAUTION :

WHEN YOU ARE FINISHED USING YOUR WALKIE TALKIE, ALWAYS TURN THE ON-OFF SWITCH TO THE OFF POSITION. YOU WILL ACHIEVE THE CLEAREST TRANSMISSION AND RECEPTION WHEN THE FLEXIBLE ANTENNA IS HELD IN A VERTICAL POSITION. OPERATING PERFORMANCE MAY BE AFFECTED BY SURROUNDING BUILDINGS, STRUCTURES, AND EQUIPMENT.

WARNING :

CHANGES OR MODIFICATIONS TO THIS UNIT NOT EXPRESSLY APPROVED BY THE PARTY RESPONSIBLE FOR COMPLIANCE COULD VOID THE USER AUTHORITY TO OPERATE THE EQUIPMENT.

NOTE :

THIS EQUIPMENT HAS BEEN TESTED AND FOUND TO COMPLY WITH THE LIMITS FOR A CLASS B DIGITAL DEVICE, PURSUANT TO PART 15 OF THE FCC RULES. THESE LIMITS ARE DESIGNED TO PROVIDE REASONABLE PROTECTION AGAINST HARMFUL INTERFERENCE IN A RESIDENTIAL INSTALLATION. THIS EQUIPMENT GENERATES, USES AND CAN RADIATE RADIO FREQUENCY ENERGY AND, IF NOT INSTALLED AND USED IN ACCORDANCE WITH THE INSTRUCTIONS, MAY CAUSE HARMFUL INTERFERENCE TO RADIO COMMUNICATIONS.

HOWEVER, THERE IS NO GUARANTEE THAT INTERFERENCE WILL NOT OCCUR IN A PARTICULAR INSTALLATION. IF THIS EQUIPMENT DOES CAUSE HARMFUL INTERFERENCE TO RADIO OR TELEVISION RECEPTION, WHICH CAN BE DETERMINED BY TURNING THE EQUIPMENT OFF AND ON, THE USER IS ENCOURAGED TO TRY TO CORRECT THE INTERFERENCE BY ONE OR MORE OF THE FOLLOWING MEASURES:

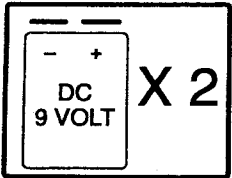
- REORIENT OR RELOCATE THE RECEIVING ANTENNA.
- INCREASE THE SEPARATION BETWEEN THE EQUIPMENT AND RECEIVER.
- CONNECT THE EQUIPMENT INTO AN OUTLET ON A CIRCUIT DIFFERENT FROM THAT TO WHICH THE RECEIVER IS NEEDED.
- CONSULT THE DEALER OR AN EXPERIENCED RADIO/TV TECHNICIAN FOR HELP.

BATTERY CAUTION:

IMPORTANT: ONLY PARENTS SHOULD REPLACE BATTERIES.

YOUR WALKIE TALKIE ARE MADE FROM HIGH QUALITY MATERIALS AND ARE DESIGNED TO GIVE HOURS OF FUN. TO KEEP THEM IN GOOD CONDITION, PLEASE REMEMBER THE FOLLOWING:


1. DO NOT DROP OR BANG YOUR WALKIE TALKIES ON A HARD SURFACE.
2. DON'T WET CONTROLS OR CASING, AND AVOID USING TOY IN AREAS OF HIGH HUMIDITY FOR LONG PERIODS OF TIME.
3. DON'T TRY TO SEPARATE CONTROLS FROM CASING.




- DO NOT MIX OLD AND NEW BATTERIES.
- DO NOT MIX ALKALINE STANDARD (CARBON-ZINC) AND RECHARGEABLE (NICKEL-CADMIUM) BATTERIES
- DO NOT USE ANY RECHARGEABLE BATTERIES.
- FOR THE BEST PERFORMANCE OF THIS TOY, IT IS SUGGESTED THAT ALKALINE BATTERIES BE USED.

FCC ID: NS6-10659

THIS DEVICE COMPLIES WITH PART 15 OF THE FCC RULES OPERATION IS SUBJECT TO THE FOLLOWING TWO CONDITIONS (1) THIS DEVICE MAY NOT CAUSE HARMFUL INTERFERENCE. AND (2) THIS DEVICE MUST ACCEPT ANY INTERFERENCE RECEIVED INCLUDING INTERFERENCE THAT MAY CAUSE UNDESIRED OPERATION.



- ① FLEXIBLE SAFETY ANTENNA
- ② ON-OFF SWITCH
- ③ PUSH TO TALK SWITCH
- ④ LIGHT SWITCH
- ⑤ SPEAKER MICROPHONE
- ⑥ BATTERY COVER
- ⑦ LIGHT



OPEN BATTERY COMPARTMENTS AND SNAP IN ONE 9-VOLT BATTERY. (BATTERY NOT INCLUDED)



LOS ANGELES, CA 90064
ALL RIGHTS RESERVED
DESIGNED IN USA
MADE IN CHINA
www.manleytoyquest.com