



System Validation

Probe 3270_DAE778_835MHz_Head_121122

System Validation - D835V2 SN499									
Frequency (MHz)	Liquid Type	Conductivity (σ)	Permittivity (ϵ_r)	Conductivity Target (σ)	Permittivity Target (ϵ_r)	Delta (σ) (%)	Delta (ϵ_r) (%)	Probe	DAE
835	Head	0.886	41.237	0.90	41.5	-1.56	-0.63	3270	778

System Validation - D835V2 SN499									
Section	Multimeter	Measured SAR (W/kg)	Power Meter (dBm)	Power Meter (W)	1W Normalized SAR (W/kg)	1W Target SAR (W/kg)	Deviation (%)	Deviation Target (%)	Cube
3.3.2 Step 1 CW		3.91	26.12	0.40926	9.55	9.71	-1.61	10	1g
		2.58	26.12	0.40926	6.30	6.31	-0.09	10	10g
3.3.2 Step 2 CW	0.201		12.79	0.01901					
	1.012		19.79	0.09528					
	2.03		22.82	0.19143					
	4.029		25.80	0.38019					
3.3.2 Step 3 CW	1.614		21.81	0.15171					
3.3.3 Step 1 GMSK		1.59	21.93	0.15596	10.20	9.71	5.00	10	1g
		1.03	21.93	0.15596	6.60	6.31	4.67	10	10g

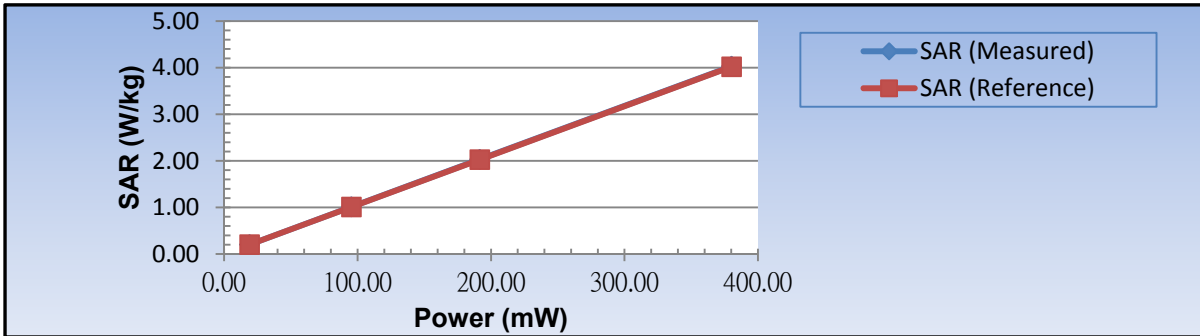


System Validation

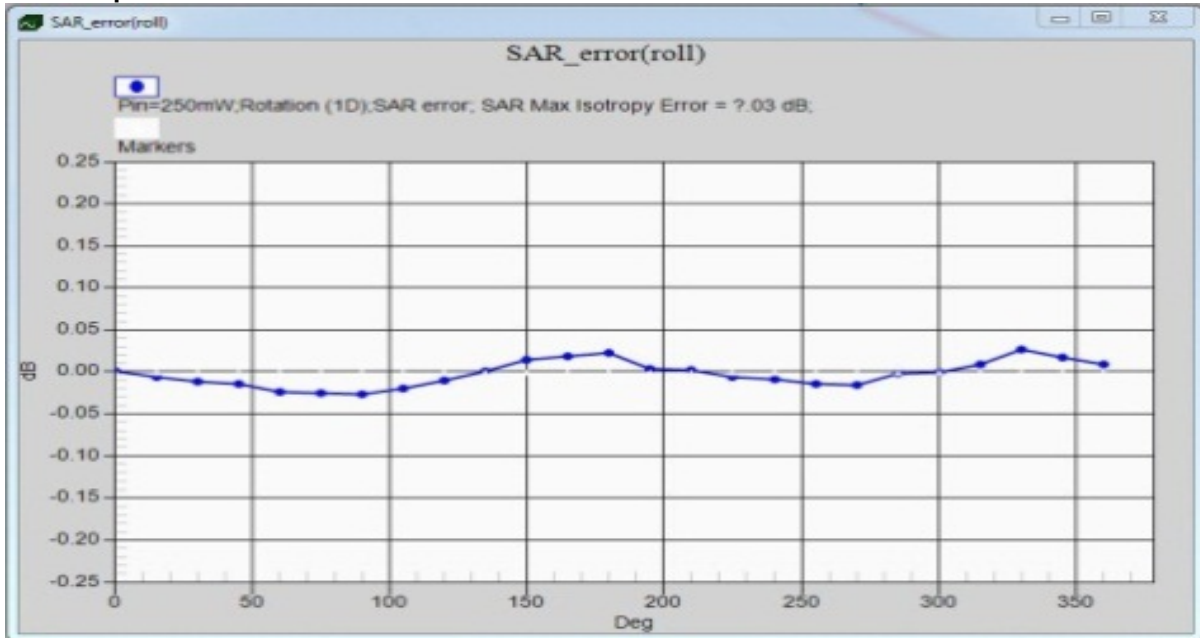
Probe 3270_DAE778_835MHz_Head_121122

3.3.2 Step 2 CW

Average Power (mW)	19.01	95.28	191.43	380.19
Single Point SAR (W/kg)	0.20	1.01	2.03	4.03
Reference Line (W/kg)	0.20	1.01	2.02	4.02
Deviation (%)	0.00%	0.46%	0.30%	0.23%



3.3.2 Step 3 CW





System Validation

Probe 3270_DAE778_835MHz_Body_121122

System Validation - D835V2 SN499									
Frequency (MHz)	Liquid Type	Conductivity (σ)	Permittivity (ϵ_r)	Conductivity Target (σ)	Permittivity Target (ϵ_r)	Delta (σ) (%)	Delta (ϵ_r) (%)	Probe	DAE
835	Body	0.963	53.551	0.97	55.2	-0.72	-2.99	3270	778

System Validation - D835V2 SN499									
Section	Multimeter	Measured SAR (W/kg)	Power Meter (dBm)	Power Meter (W)	1W Normalized SAR (W/kg)	1W Target SAR (W/kg)	Deviation (%)	Deviation Target (%)	Cube
3.3.2 Step 1 CW		4.06	26.20	0.41687	9.74	9.82	-0.82	10	1g
		2.70	26.20	0.41687	6.48	6.49	-0.20	10	10g
3.3.2 Step 2 CW	0.20		12.68	0.01854					
	1.00		19.69	0.09311					
	2.01		22.71	0.18664					
	4.00		25.74	0.37497					
3.3.2 Step 3 CW	1.59		21.68	0.14723					
3.3.3 Step 1 GMSK		1.55	21.75	0.14962	10.36	9.82	5.49	10	1g
		1.01	21.75	0.14962	6.75	6.49	4.01	10	10g

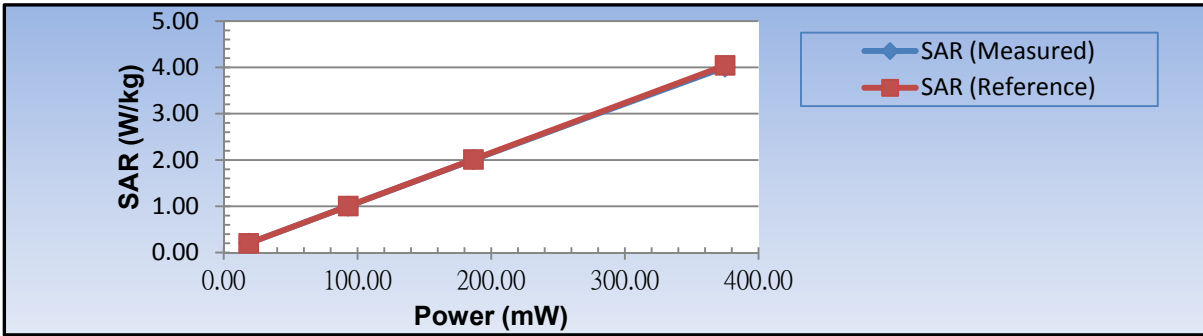


System Validation

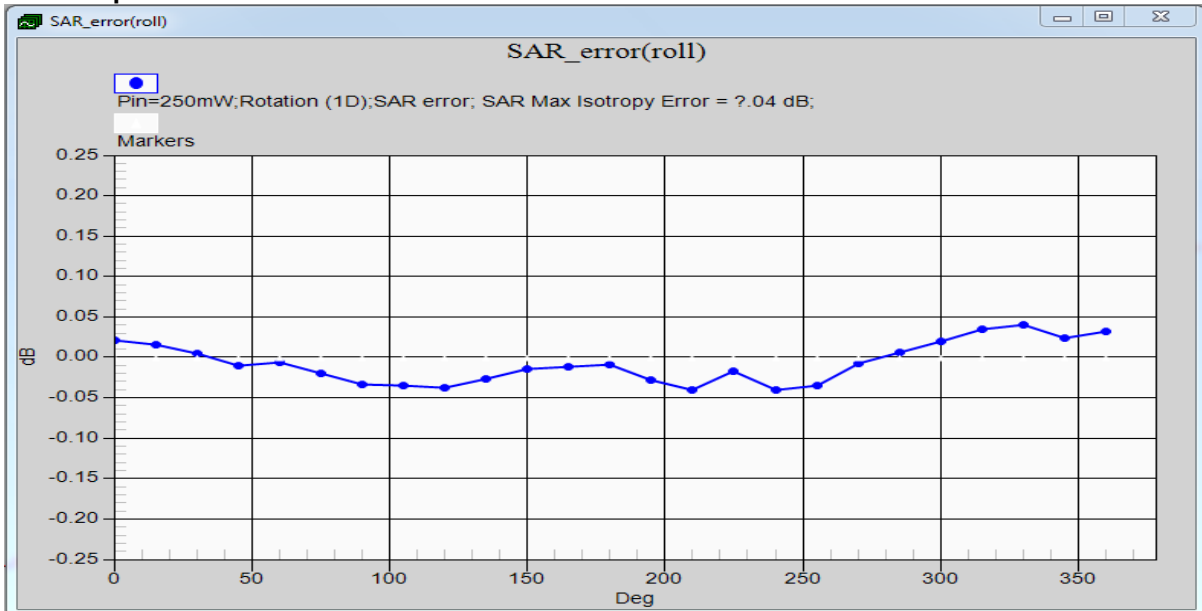
Probe 3270_DAE778_835MHz_Body_121122

3.3.2 Step 2 CW

Average Power (mW)	18.54	93.11	186.64	374.97
Single Point SAR (W/kg)	0.20	1.00	2.01	4.00
Reference Line (W/kg)	0.20	1.00	2.01	4.04
Deviation (%)	0.00%	-0.17%	-0.24%	-0.94%



3.3.2 Step 3 CW





System Validation

Probe 3270_DAE778_1900MHz_Head_121122

System Validation - D1900V2-SN:5d041									
Frequency (MHz)	Liquid Type	Conductivity (σ)	Permittivity (ϵ_r)	Conductivity Target (σ)	Permittivity Target (ϵ_r)	Delta (σ) (%)	Delta (ϵ_r) (%)	Probe	DAE
1900	Head	1.434	38.839	1.40	40.0	2.43	-2.90	3270	778

System Validation - D1900V2-SN:5d041									
Section	Multimeter	Measured SAR (W/kg)	Power Meter (dBm)	Power Meter (W)	1W Normalized SAR (W/kg)	1W Target SAR (W/kg)	Deviation (%)	Deviation Target (%)	Cube
3.3.2 Step 1 CW		3.94	19.64	0.09204	42.81	39.80	7.55	10	1g
		2.05	19.64	0.09204	22.27	20.90	6.56	10	10g
3.3.2 Step 2 CW	0.2005		6.07	0.00405					
	1.004		13.14	0.02061					
	2.005		16.14	0.04111					
	4.016		19.20	0.08318					
3.3.2 Step 3 CW	1.61		15.02	0.03177					
3.3.3 Step 1 GMSK		1.62	15.85	0.03846	42.12	39.80	5.84	10	1g
		0.827	15.85	0.03846	21.50	20.90	2.89	10	10g

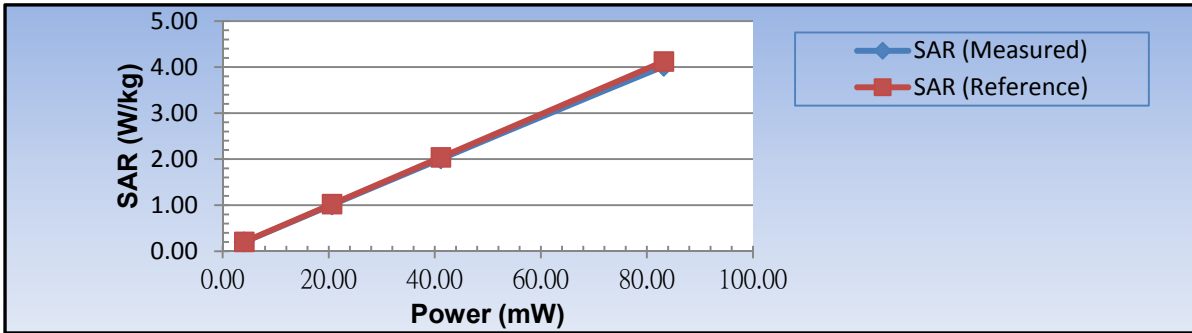


System Validation

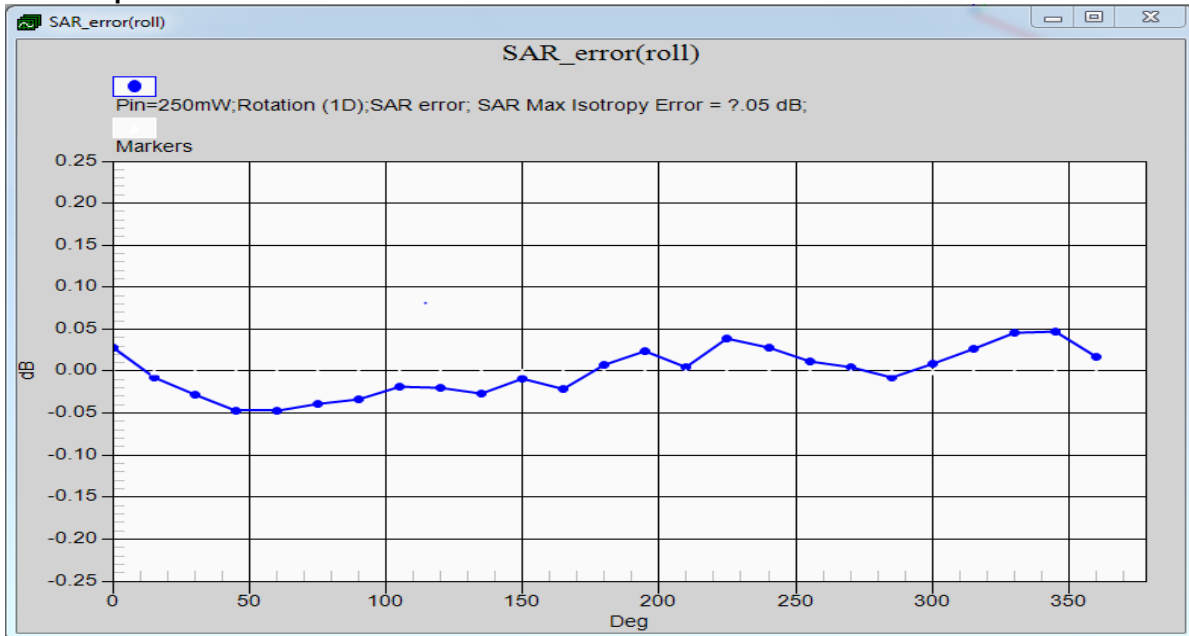
Probe 3270_DAE778_1900MHz_Head_121122

3.3.2 Step 2 CW

Average Power (mW)	4.05	20.61	41.11	83.18
Single Point SAR (W/kg)	0.20	1.00	2.01	4.02
Reference Line (W/kg)	0.20	1.02	2.04	4.12
Deviation (%)	0.00%	-1.69%	-1.60%	-2.57%



3.3.2 Step 3 CW





System Validation

Probe 3270_DAE778_1900MHz_Body_121123

System Validation - D1900V2-SN:5d041									
Frequency (MHz)	Liquid Type	Conductivity (σ)	Permittivity (ϵ_r)	Conductivity Target (σ)	Permittivity Target (ϵ_r)	Delta (σ) (%)	Delta (ϵ_r) (%)	Probe	DAE
1900	Body	1.539	54.55	1.52	53.3	1.25	2.35	3270	778

System Validation - D1900V2-SN:5d041									
Section	Multimeter	Measured SAR (W/kg)	Power Meter (dBm)	Power Meter (W)	1W Normalized SAR (W/kg)	1W Target SAR (W/kg)	Deviation (%)	Deviation Target (%)	Cube
3.3.2 Step 1 CW		4.15	19.95	0.09886	41.98	40.00	4.95	10	1g
		2.16	19.95	0.09886	21.85	22.10	-1.13	10	10g
3.3.2 Step 2 CW	0.202		7.00	0.00501					
	0.995		13.98	0.02500					
	2.04		17.08	0.05105					
	4.020		20.04	0.10093					
3.3.2 Step 3 CW	1.60		16.03	0.04009					
3.3.3 Step 1 GMSK		1.70	16.00	0.03981	42.70	40.00	6.76	10	1g
		0.874	16.00	0.03981	21.95	22.10	-0.66	10	10g

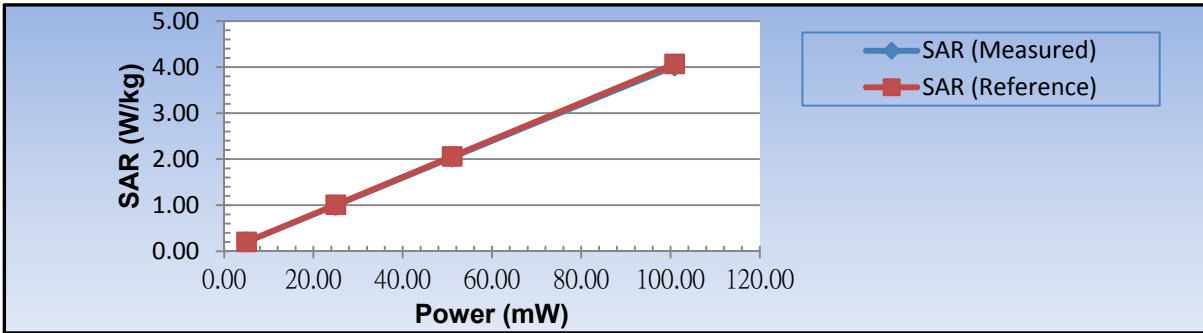


System Validation

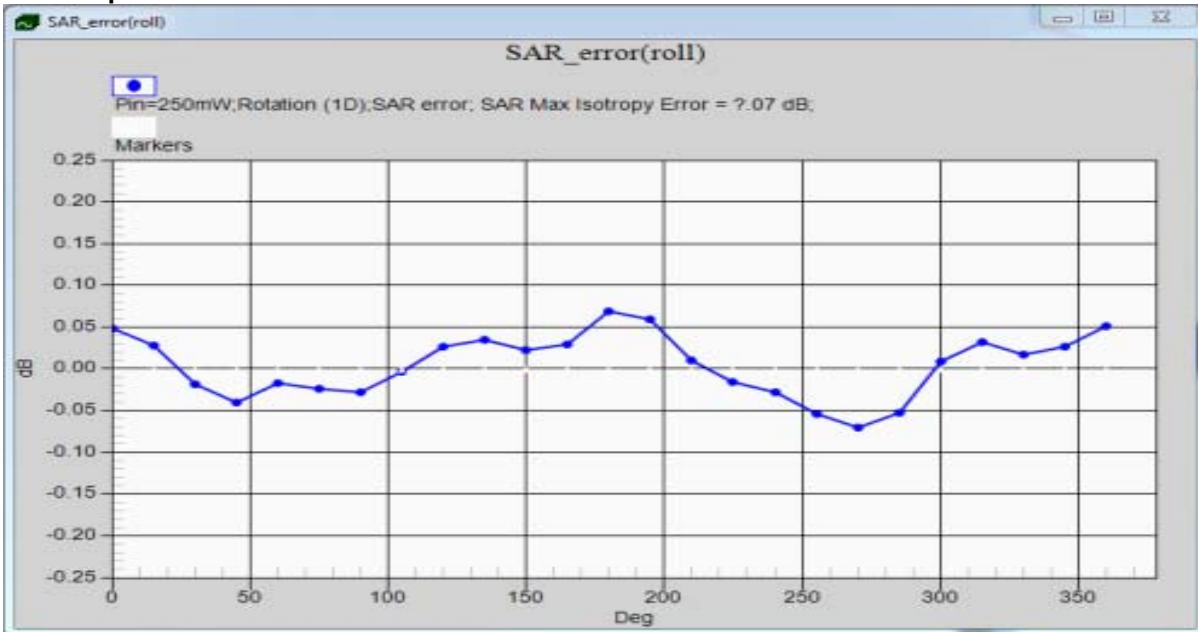
Probe 3270_DAE778_1900MHz_Body_121123

3.3.2 Step 2 CW

Average Power (mW)	5.01	25.00	51.05	100.93
Single Point SAR (W/kg)	0.20	1.00	2.04	4.02
Reference Line (W/kg)	0.20	1.01	2.06	4.07
Deviation (%)	0.00%	-1.26%	-0.85%	-1.17%



3.3.2 Step 3 CW





System Validation

Probe 3270_DAE778_2450MHz_Head_121127

System Validation – D2450V2-SN:736									
Frequency (MHz)	Liquid Type	Conductivity (σ)	Permittivity (ϵ_r)	Conductivity Target (σ)	Permittivity Target (ϵ_r)	Delta (σ) (%)	Delta (ϵ_r) (%)	Probe	DAE
2450	Head	1.835	37.539	1.80	39.2	1.94	-4.24	3270	778
2450	Head	1.823	39.858	1.80	39.2	1.28	1.68	3270	778

System Validation – D2450V2-SN:736									
Section	Multimeter	Measured SAR (W/kg)	Power Meter (dBm)	Power Meter (W)	1W Normalized SAR (W/kg)	1W Target SAR (W/kg)	Deviation (%)	Deviation Target (%)	Cube
3.3.2 Step 1 CW		4.00	18.41	0.06934	57.68	54.80	5.26	10	1g
		1.82	18.41	0.06934	26.25	25.60	2.53	10	10g
3.3.2 Step 2 CW	0.197		4.18	0.00262					
	0.99		11.43	0.01390					
	1.99		14.48	0.02805					
	4.002		17.52	0.05649					
3.3.2 Step 3 CW	1.6		12.45	0.01758					
3.3.3 Step 2 OFDM		4.14	18.46	0.07015	59.02	54.80	7.70	10	1g
		1.83	18.46	0.07015	26.09	25.60	1.91	10	10g
3.3.3 Step 3 OFDM	0.197		4.83	0.00304					
	1.001		11.80	0.01514					
	1.998		14.74	0.02979					
	4.005		17.64	0.05808					

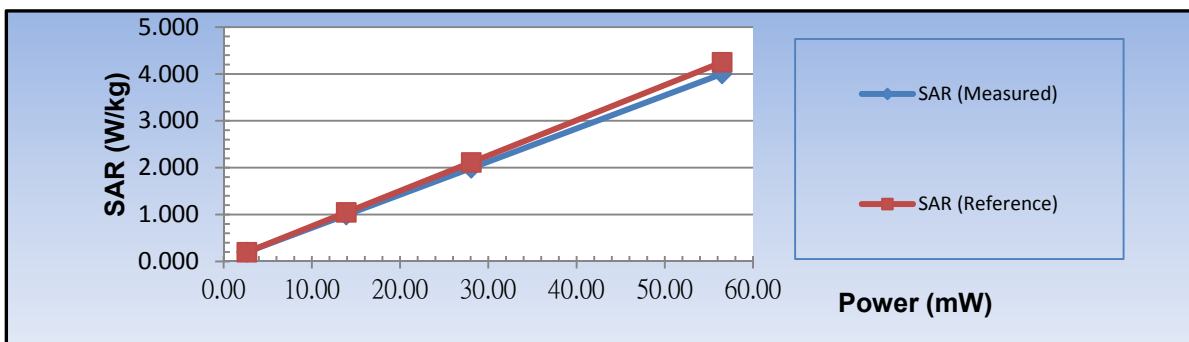


System Validation

Probe 3270_DAE778_2450MHz_Head_121127

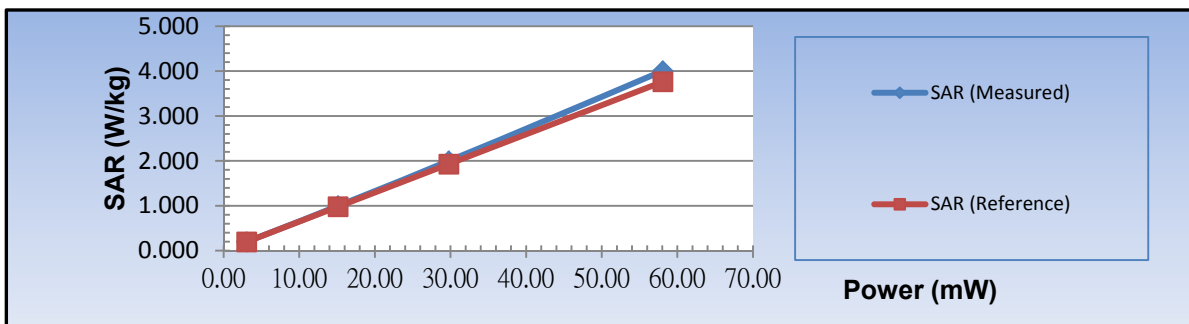
3.3.2 Step 2 CW

Average Power (mW)	2.62	13.90	28.05	56.49
Single Point SAR (W/kg)	0.197	0.99	1.99	4.002
Reference Line (W/kg)	0.20	1.05	2.11	4.25
Deviation (%)	0.00%	-5.34%	-5.73%	-5.85%



3.3.3 Step 3 OFDM

Average Power (mW)	3.04	15.14	29.79	58.08
Single Point SAR (W/kg)	0.197	1.001	1.998	4.005
Reference Line (W/kg)	0.20	0.98	1.93	3.76
Deviation (%)	0.00%	2.09%	3.55%	6.45%

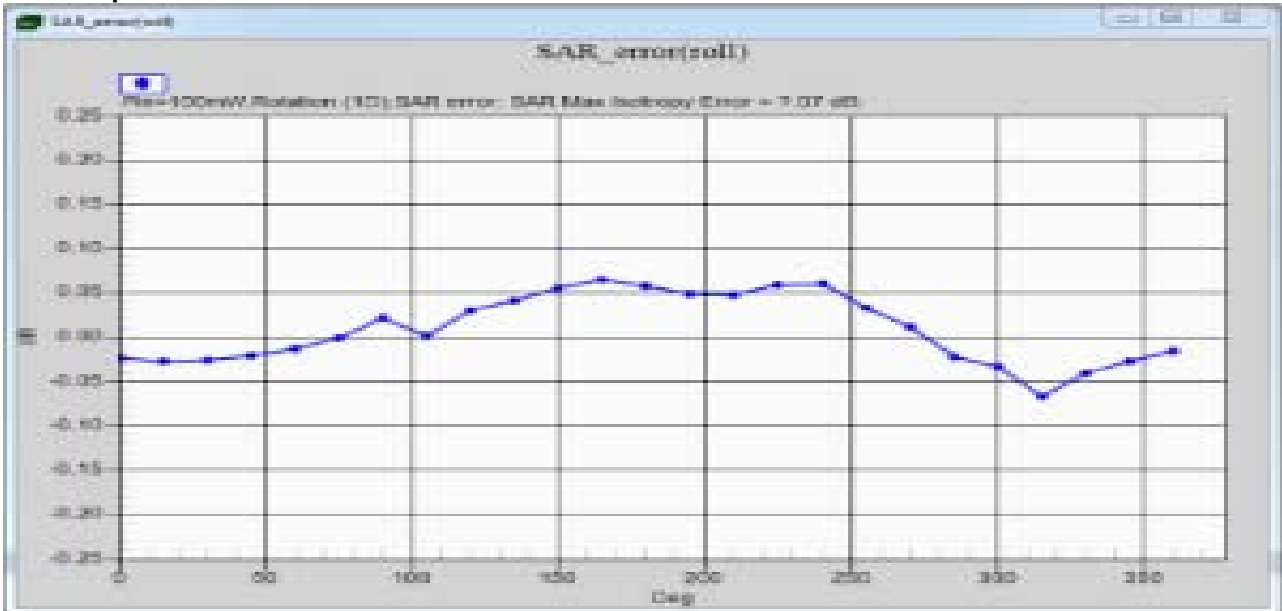




System Validation

Probe 3270_DAE778_2450MHz_Head_121127

3.3.2 Step 3 CW





System Validation

Probe 3697_DAE1279_2450MHz_Body_121121

System Validation – D2450V2-SN:736									
Frequency (MHz)	Liquid Type	Conductivity (σ)	Permittivity (ϵ_r)	Conductivity Target (σ)	Permittivity Target (ϵ_r)	Delta (σ) (%)	Delta (ϵ_r) (%)	Probe	DAE
2450	Body	2.005	53.959	1.95	52.7	2.82	2.39	3697	1279

System Validation – D2450V2-SN:736									
Section	Multimeter	Measured SAR (W/kg)	Power Meter (dBm)	Power Meter (W)	1W Normalized SAR (W/kg)	1W Target SAR (W/kg)	Deviation (%)	Deviation Target (%)	Cube
3.3.2 Step 1 CW		4.05	18.50	0.07079	57.21	52.30	9.38	10	1g
		1.89	18.50	0.07079	26.70	24.50	8.97	10	10g
3.3.2 Step 2 CW	0.185		2.55	0.00180					
	1.100		10.48	0.01117					
	2.150		13.45	0.02213					
	4.18		16.42	0.04385					
3.3.2 Step 3 CW	1.620		12.69	0.01858					
3.3.3 Step 2 OFDM		3.95	18.38	0.06887	57.36	52.30	9.67	10	1g
		1.83	18.38	0.06887	26.57	24.50	8.46	10	10g
3.3.3 Step 3 OFDM	0.201		3.37	0.00217					
	1		10.63	0.01156					
	2.006		13.71	0.02350					
	3.994		16.65	0.04624					

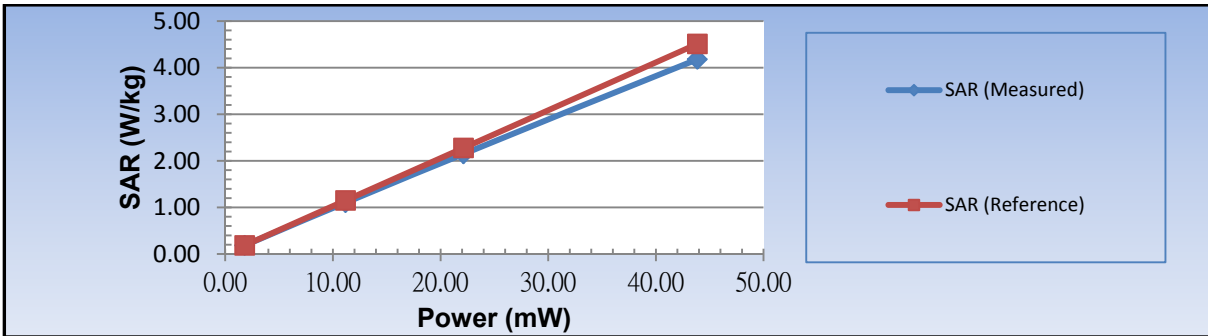


System Validation

Probe 3697_DAE1279_2450MHz_Body_121121

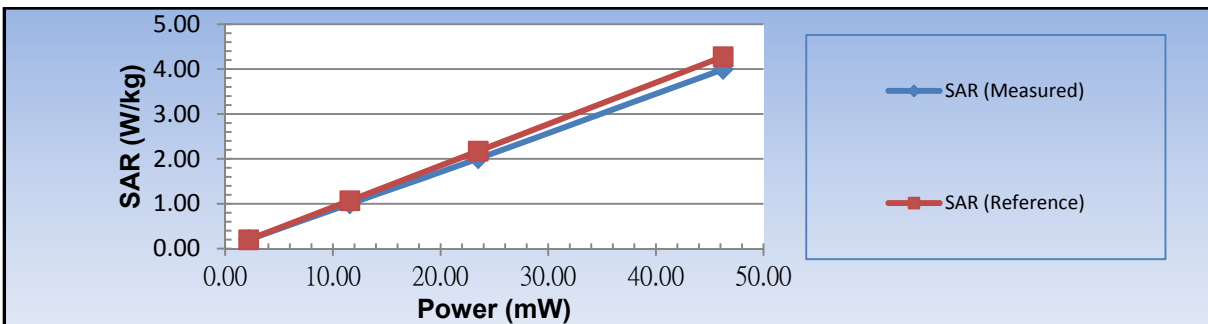
3.3.2 Step 2 CW

Average Power (mW)	1.80	11.17	22.13	43.85
Single Point SAR (W/kg)	0.19	1.10	2.15	4.18
Reference Line (W/kg)	0.19	1.15	2.28	4.51
Deviation (%)	0.00%	-4.23%	-5.54%	-7.32%



3.3.3 Step 3 OFDM

Average Power (mW)	2.17	11.56	23.50	46.24
Single Point SAR (W/kg)	0.20	1.00	2.01	3.99
Reference Line (W/kg)	0.20	1.07	2.17	4.28
Deviation (%)	0.00%	-6.50%	-7.71%	-6.63%

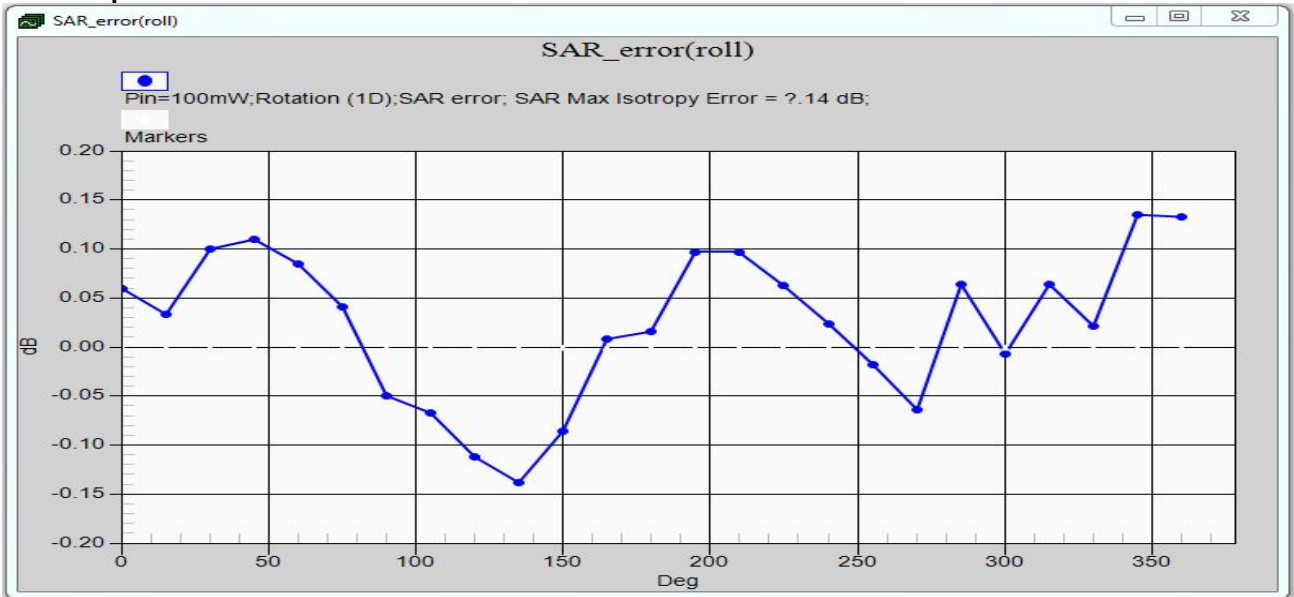




System Validation

Probe 3697_DAE1279_2450MHz_Body_121121

3.3.2 Step 3 CW





System Validation

Probe 3697_DAE1279_5200MHz_Head_121128

System Validation – D5GHzV2 SN1006									
Frequency (MHz)	Liquid Type	Conductivity (σ)	Permittivity (ϵ_r)	Conductivity Target (σ)	Permittivity Target (ϵ_r)	Delta (σ) (%)	Delta (ϵ_r) (%)	Probe	DAE
5200	Head	4.811	35.433	4.66	36.0	3.24	-1.58	3697	1279

System Validation – D5GHzV2 SN1006									
Section	Multimeter	Measured SAR (W/kg)	Power Meter (dBm)	Power Meter (W)	1W Normalized SAR (W/kg)	1W Target SAR (W/kg)	Deviation (%)	Deviation Target (%)	Cube
3.3.2 Step 1 CW		4.02	16.81	0.04797	83.80	79.20	5.80	10	1g
		1.18	16.81	0.04797	24.60	22.60	8.84	10	10g
3.3.2 Step 2 CW	0.199		0.13	0.00103					
	1.019		7.48	0.00560					
	2.023		10.50	0.01122					
	4.047		13.52	0.02249					
3.3.2 Step 3 CW	1.618		9.50	0.00891					
3.3.3 Step 2 OFDM		4.08	16.83	0.04819	84.66	79.20	6.89	10	1g
		1.18	16.83	0.04819	24.48	22.60	8.34	10	10g
3.3.3 Step 3 OFDM	0.197		0.33	0.00108					
	1.015		7.62	0.00578					
	2.012		10.60	0.01148					
	4.003		13.59	0.02286					

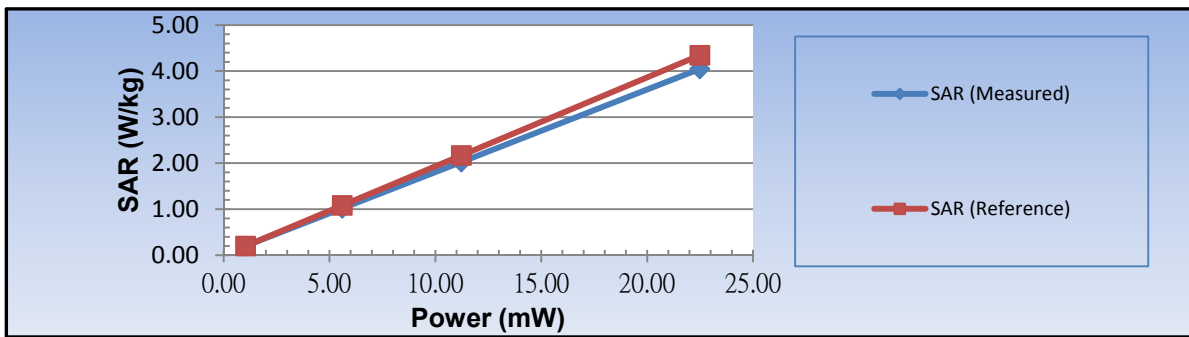


System Validation

Probe 3697_DAE1279_5200MHz_Head_121128

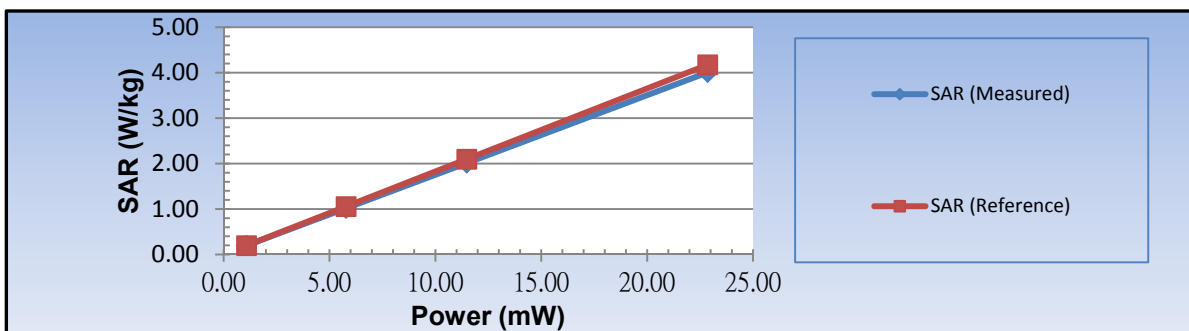
3.3.2 Step 2 CW

Average Power (mW)	1.03	5.60	11.22	22.49
Single Point SAR (W/kg)	0.20	1.02	2.02	4.05
Reference Line (W/kg)	0.20	1.08	2.17	4.34
Deviation (%)	0.00%	-5.74%	-6.64%	-6.83%



3.3.3 Step 3 OFDM

Average Power (mW)	1.08	5.78	11.48	22.86
Single Point SAR (W/kg)	0.20	1.02	2.01	4.00
Reference Line (W/kg)	0.20	1.06	2.10	4.17
Deviation (%)	0.00%	-3.84%	-4.02%	-4.08%

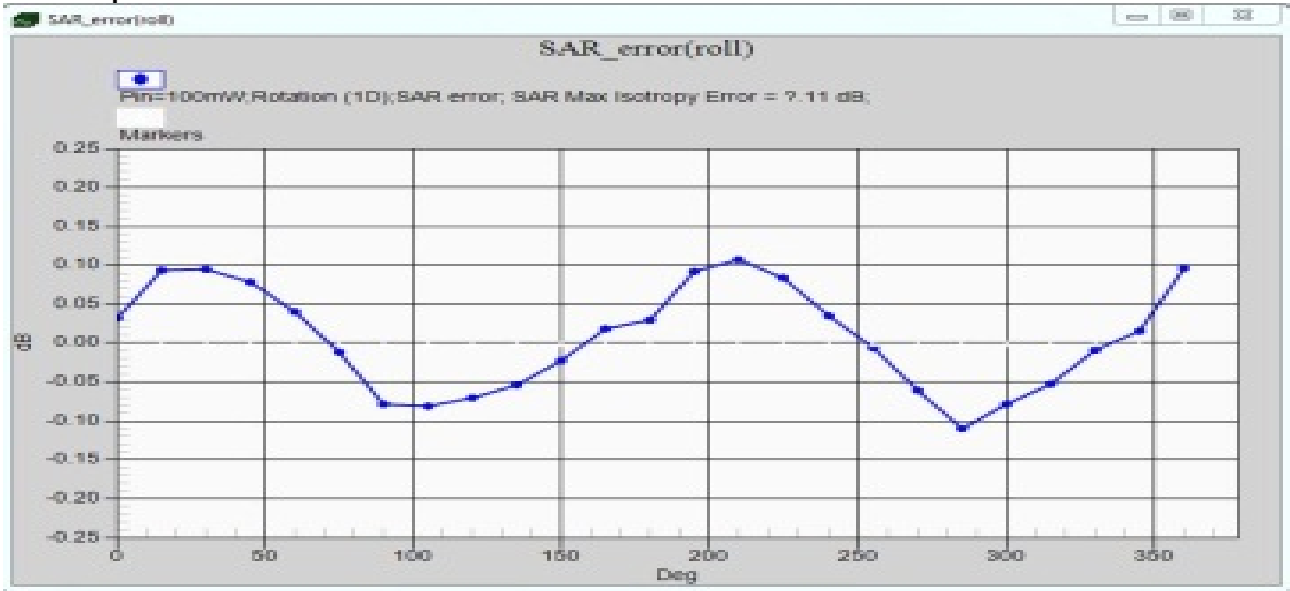




System Validation

Probe 3697_DAE1279_5200MHz_Head_121128

3.3.2 Step 3 CW





System Validation

Probe 3697_DAE1279_5200MHz_Body_121125

System Validation – D5GHzV2 SN1006									
Frequency (MHz)	Liquid Type	Conductivity (σ)	Permittivity (ϵ_r)	Conductivity Target (σ)	Permittivity Target (ϵ_r)	Delta (σ) (%)	Delta (ϵ_r) (%)	Probe	DAE
5200	Body	5.138	47.493	5.30	49.0	-3.06	-3.08	3697	1279

System Validation – D5GHzV2 SN1006									
Section	Multimeter	Measured SAR (W/kg)	Power Meter (dBm)	Power Meter (W)	1W Normalized SAR (W/kg)	1W Target SAR (W/kg)	Deviation (%)	Deviation Target (%)	Cube
3.3.2 Step 1 CW		4.14	17.34	0.05420	76.38	72.6	5.21	10	1g
		1.09	17.34	0.05420	20.11	20.50	-1.90	10	10g
3.3.2 Step 2 CW	0.216		1.21	0.00132					
	1.013		7.68	0.00586					
	2.034		10.71	0.01178					
	4.076		13.66	0.02323					
3.3.2 Step 3 CW	1.590		9.57	0.00906					
3.3.3 Step 2 OFDM		3.95	17.09	0.05117	77.20	72.6	6.33	10	1g
		1.06	17.09	0.05117	20.72	20.50	1.05	10	10g
3.3.3 Step 3 OFDM	0.211		1.21	0.00132					
	1.007		7.80	0.00603					
	2.008		10.74	0.01186					
	3.994		13.69	0.02339					

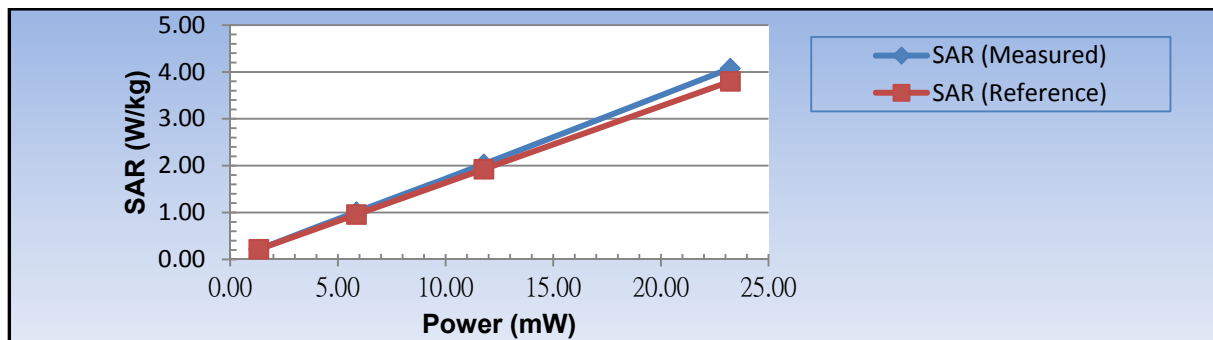


System Validation

Probe 3697_DAE1279_5200MHz_Body_121125

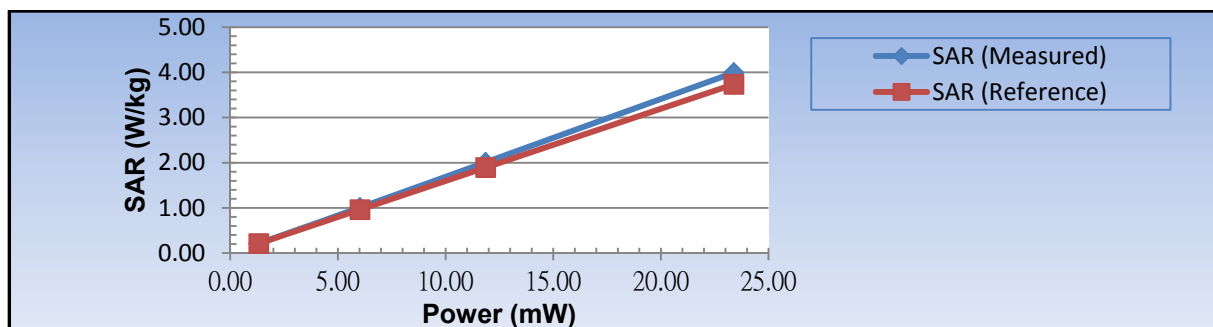
3.3.2 Step 2 CW

Average Power (mW)	1.32	5.86	11.78	23.23
Single Point SAR (W/kg)	0.22	1.01	2.03	4.08
Reference Line (W/kg)	0.22	0.96	1.93	3.80
Deviation (%)	0.00%	5.72%	5.66%	7.34%



3.3.3 Step 3 OFDM

Average Power (mW)	1.32	6.03	11.86	23.39
Single Point SAR (W/kg)	0.21	1.01	2.01	3.99
Reference Line (W/kg)	0.21	0.96	1.89	3.73
Deviation (%)	0.00%	4.65%	6.04%	6.94%

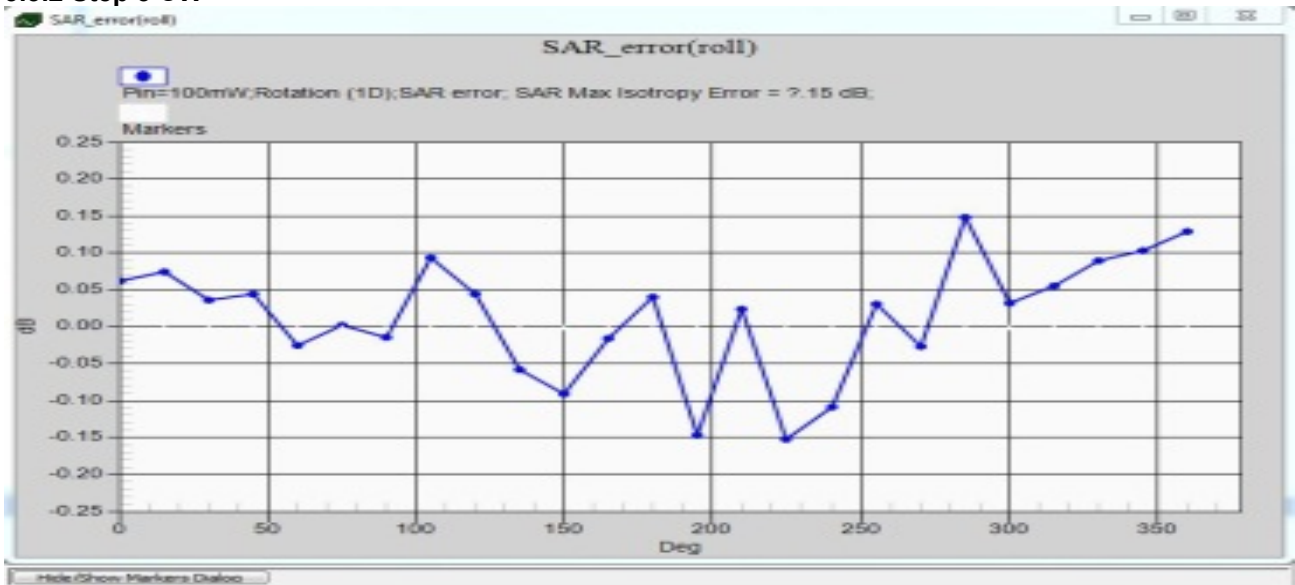




System Validation

Probe 3697_DAE1279_5200MHz_Body_121125

3.3.2 Step 3 CW





System Validation

Probe 3697_DAE1279_5500MHz_Head_121128

System Validation – D5GHzV2 SN1006									
Frequency (MHz)	Liquid Type	Conductivity (σ)	Permittivity (ϵ_r)	Conductivity Target (σ)	Permittivity Target (ϵ_r)	Delta (σ) (%)	Delta (ϵ_r) (%)	Probe	DAE
5500	Head	5.133	34.941	4.96	35.6	3.49	-1.85	3697	1279

System Validation – D5GHzV2 SN1006									
Section	Multimeter	Measured SAR (W/kg)	Power Meter (dBm)	Power Meter (W)	1W Normalized SAR (W/kg)	1W Target SAR (W/kg)	Deviation (%)	Deviation Target (%)	Cube
3.3.2 Step 1 CW		4.07	16.50	0.04467	91.12	85.20	6.94	10	1g
		1.17	16.50	0.04467	26.19	24.20	8.24	10	10g
3.3.2 Step 2 CW	0.21		-0.28	0.00094					
	1.05		7.06	0.00508					
	2.06		10.08	0.01019					
	4.09		13.10	0.02042					
3.3.2 Step 3 CW	1.61		9.08	0.00809					
3.3.3 Step 2 OFDM		4.08	16.67	0.04645	87.83	85.20	3.09	10	1g
		1.17	16.67	0.04645	25.19	24.20	4.08	10	10g
3.3.3 Step 3 OFDM	0.204		-0.59	0.00087					
	1.034		6.76	0.00474					
	2.055		9.83	0.00962					
	4.043		12.82	0.01914					

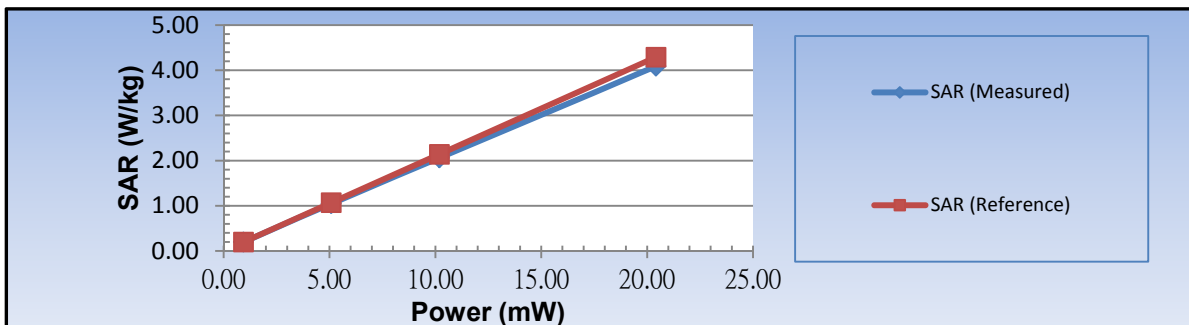


System Validation

Probe 3697_DAE1279_5500MHz_Head_121128

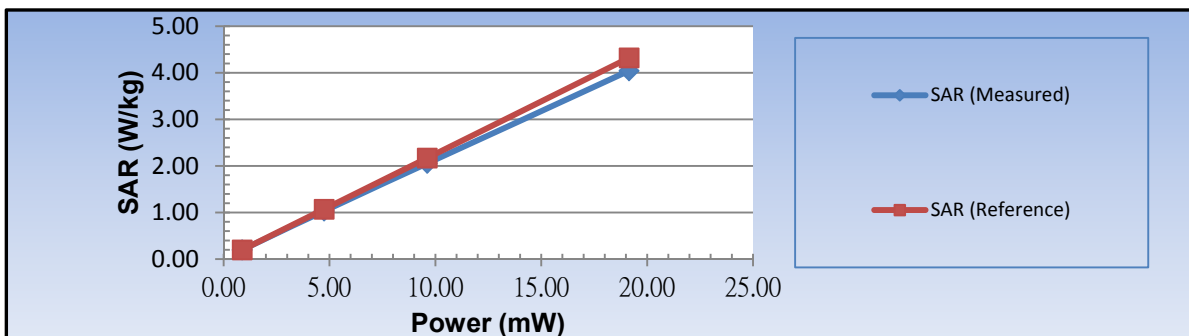
3.3.2 Step 2 CW

Average Power (mW)	0.94	5.08	10.19	20.42
Single Point SAR (W/kg)	0.20	1.05	2.06	4.09
Reference Line (W/kg)	0.20	1.07	2.14	4.29
Deviation (%)	0.00%	-1.76%	-3.75%	-4.66%



3.3.3 Step 3 OFDM

Average Power (mW)	0.87	4.74	9.62	19.14
Single Point SAR (W/kg)	0.20	1.03	2.06	4.04
Reference Line (W/kg)	0.20	1.07	2.17	4.32
Deviation (%)	0.00%	-3.38%	-5.30%	-6.41%

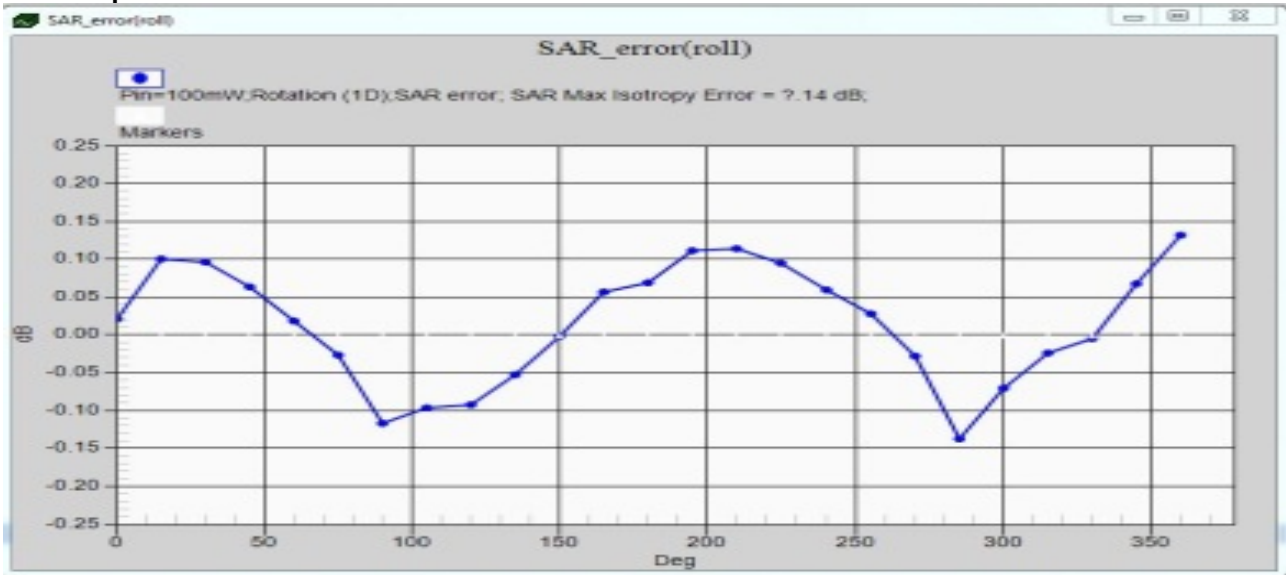




System Validation

Probe 3697_DAE1279_5500MHz_Head_121128

3.3.2 Step 3 CW





System Validation

Probe 3697_DAE1279_5500MHz_Body_121125

System Validation – D5GHzV2 SN1006									
Frequency (MHz)	Liquid Type	Conductivity (σ)	Permittivity (ϵ_r)	Conductivity Target (σ)	Permittivity Target (ϵ_r)	Delta (σ) (%)	Delta (ϵ_r) (%)	Probe	DAE
5500	Body	5.516	47.024	5.65	48.6	-2.37	-3.24	3697	1279

System Validation – D5GHzV2 SN1006									
Section	Multimeter	Measured SAR (W/kg)	Power Meter (dBm)	Power Meter (W)	1W Normalized SAR (W/kg)	1W Target SAR (W/kg)	Deviation (%)	Deviation Target (%)	Cube
3.3.2 Step 1 CW		4.04	17.11	0.05140	78.59	78.8	-0.26	10	1g
		1.07	17.11	0.05140	20.82	21.90	-4.95	10	10g
3.3.2 Step 2 CW	0.214		1.13	0.00130					
	0.991		7.62	0.00578					
	1.984		10.52	0.01127					
	3.994		13.51	0.02244					
3.3.2 Step 3 CW	1.611		9.61	0.00914					
3.3.3 Step 2 OFDM		3.96	16.88	0.04875	81.23	78.8	3.08	10	1g
		1.04	16.88	0.04875	21.33	21.90	-2.59	10	10g
3.3.3 Step 3 OFDM	0.217		1.02	0.00126					
	0.998		7.55	0.00569					
	1.961		10.41	0.01099					
	3.910		13.35	0.02163					

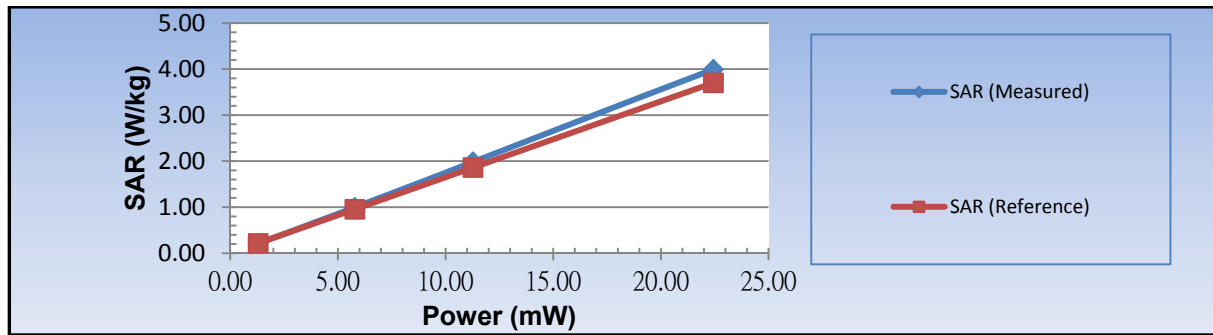


System Validation

Probe 3697_DAE1279_5500MHz_Body_121125

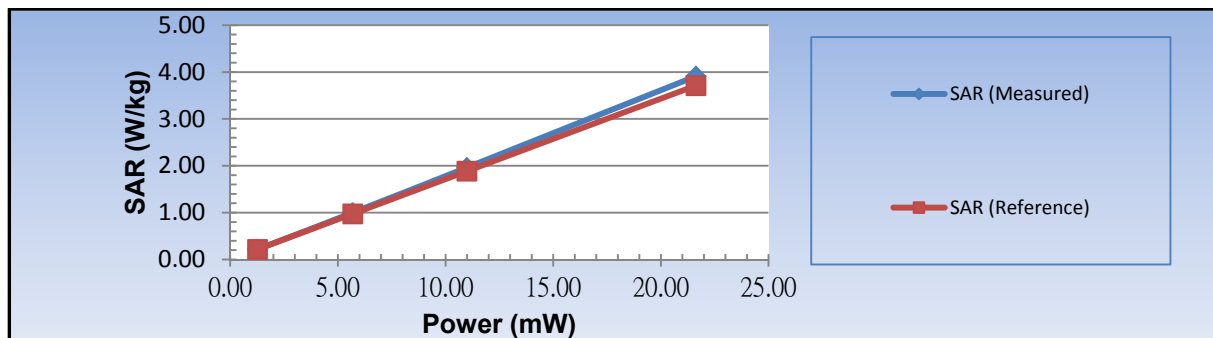
3.3.2 Step 2 CW

Average Power (mW)	1.30	5.78	11.27	22.44
Single Point SAR (W/kg)	0.21	0.99	1.98	3.99
Reference Line (W/kg)	0.21	0.95	1.86	3.70
Deviation (%)	0.00%	3.91%	6.69%	7.89%



3.3.3 Step 3 OFDM

Average Power (mW)	1.26	5.69	10.99	21.63
Single Point SAR (W/kg)	0.22	1.00	1.96	3.91
Reference Line (W/kg)	0.22	0.98	1.89	3.71
Deviation (%)	0.00%	2.25%	4.00%	5.37%

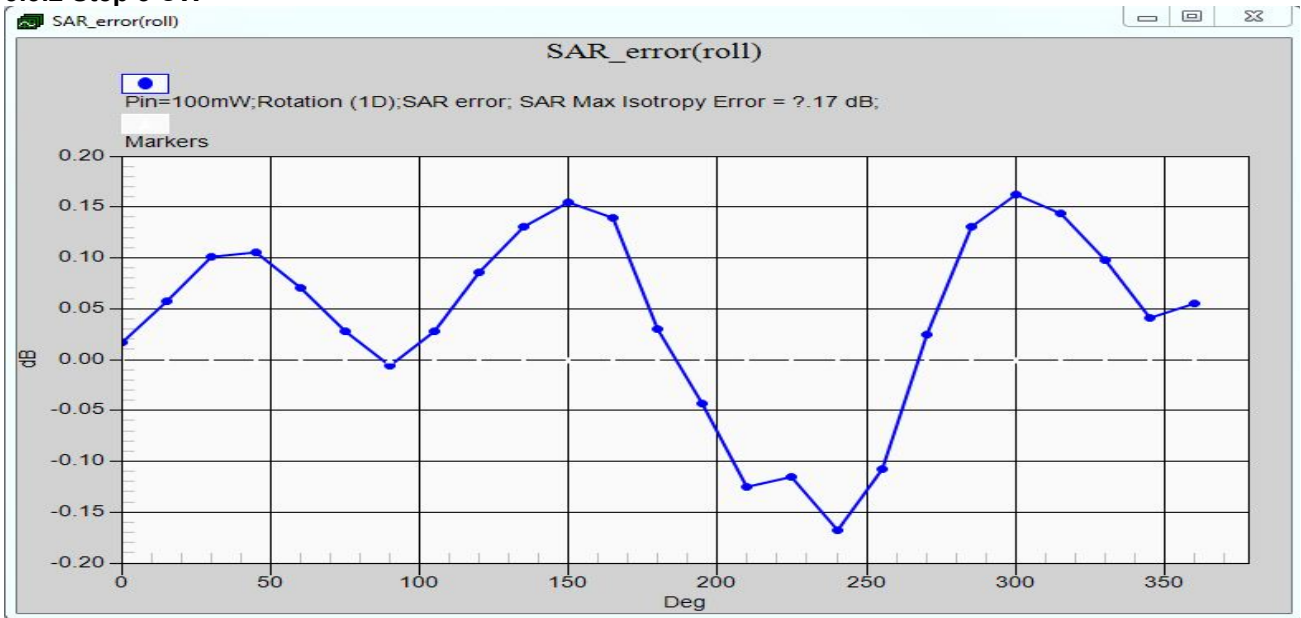




System Validation

Probe 3697_DAE1279_5500MHz_Body_121125

3.3.2 Step 3 CW





System Validation

Probe 3697_DAE1279_5800MHz_Head_121128

System Validation – D5GHzV2 SN1006									
Frequency (MHz)	Liquid Type	Conductivity (σ)	Permittivity (ϵ_r)	Conductivity Target (σ)	Permittivity Target (ϵ_r)	Delta (σ) (%)	Delta (ϵ_r) (%)	Probe	DAE
5800	Head	5.42	34.323	5.27	35.3	2.85	-2.77	3697	1279

System Validation – D5GHzV2 SN1006									
Section	Multimeter	Measured SAR (W/kg)	Power Meter (dBm)	Power Meter (W)	1W Normalized SAR (W/kg)	1W Target SAR (W/kg)	Deviation (%)	Deviation Target (%)	Cube
3.3.2 Step 1 CW		4.04	16.76	0.04742	85.19	79.00	7.83	10	1g
		1.16	16.76	0.04742	24.46	22.40	9.20	10	10g
3.3.2 Step 2 CW	0.192		-0.46	0.00090					
	1.040		7.10	0.00513					
	2.046		10.11	0.01026					
	4.058		13.11	0.02046					
3.3.2 Step 3 CW	1.610		9.11	0.00815					
3.3.3 Step 2 OFDM		4.05	16.84	0.04831	83.84	79.00	6.13	10	1g
		1.17	16.84	0.04831	24.22	22.40	8.13	10	10g
3.3.3 Step 3 OFDM	0.193		0.04	0.00101					
	1.037		7.34	0.00542					
	2.031		10.36	0.01086					
	4.009		13.33	0.02153					

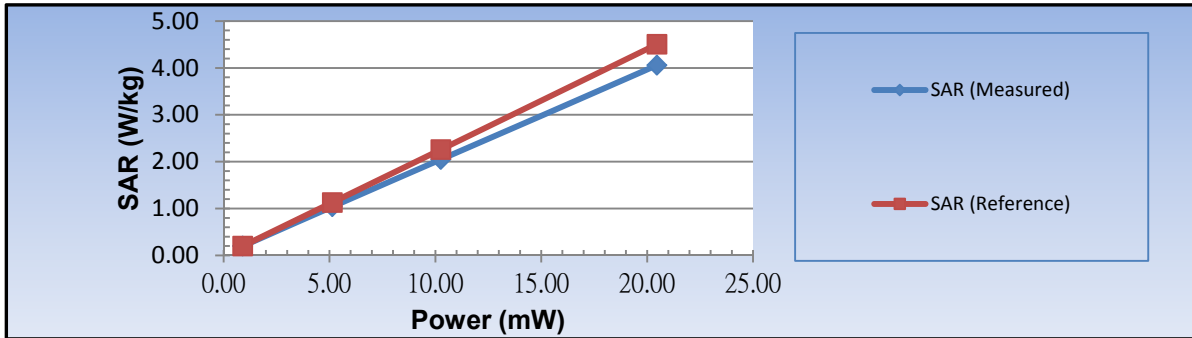


System Validation

Probe 3697_DAE1279_5800MHz_Head_121128

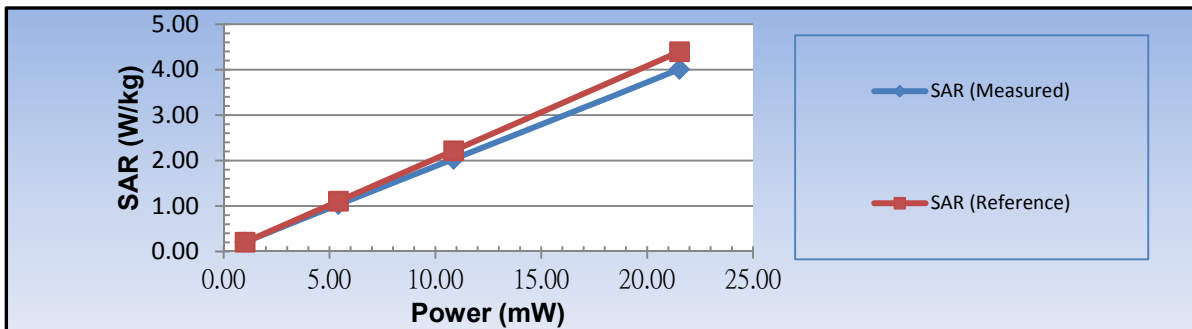
3.3.2 Step 2 CW

Average Power (mW)	0.90	5.13	10.26	20.46
Single Point SAR (W/kg)	0.19	1.04	2.05	4.06
Reference Line (W/kg)	0.19	1.09	2.19	4.37
Deviation (%)	0.00%	-5.00%	-6.54%	-7.10%



3.3.3 Step 3 OFDM

Average Power (mW)	1.01	5.42	10.86	21.53
Single Point SAR (W/kg)	0.19	1.04	2.03	4.01
Reference Line (W/kg)	0.19	1.04	2.08	4.12
Deviation (%)	0.00%	0.05%	-2.24%	-2.62%





System Validation

Probe 3697_DAE1279_5800MHz_Head_121128

3.3.2 Step 3 CW





System Validation

Probe 3697_DAE1279_5800MHz_Body_121128

System Validation – D5GHzV2 SN1006									
Frequency (MHz)	Liquid Type	Conductivity (σ)	Permittivity (ϵ_r)	Conductivity Target (σ)	Permittivity Target (ϵ_r)	Delta (σ) (%)	Delta (ϵ_r) (%)	Probe	DAE
5800	Body	6.144	46.492	6.00	48.2	2.40	-3.54	3697	1279

System Validation – D5GHzV2 SN1006									
Section	Multimeter	Measured SAR (W/kg)	Power Meter (dBm)	Power Meter (W)	1W Normalized SAR (W/kg)	1W Target SAR (W/kg)	Deviation (%)	Deviation Target (%)	Cube
3.3.2 Step 1 CW		4.00	17.25	0.05309	75.35	73.10	3.07	10	1g
		1.15	17.25	0.05309	21.66	20.30	6.71	10	10g
3.3.2 Step 2 CW	0.195		0.05	0.00101					
	1.007		7.31	0.00538					
	2.032		10.51	0.01125					
	4.005		13.51	0.02244					
3.3.2 Step 3 CW	1.595		9.32	0.00855					
3.3.3 Step 2 OFDM		4.05	17.15	0.05188	78.06	73.10	6.79	10	1g
		1.15	17.15	0.05188	22.17	20.30	9.19	10	10g
3.3.3 Step 3 OFDM	0.198		0.13	0.00103					
	1.055		7.47	0.00558					
	2.073		10.49	0.01119					
	4.017		13.46	0.02218					

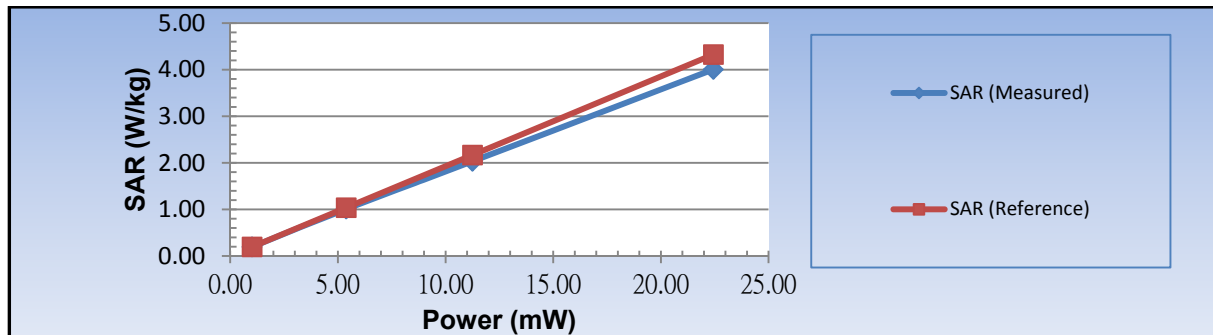


System Validation

Probe 3697_DAE1279_5800MHz_Body_121128

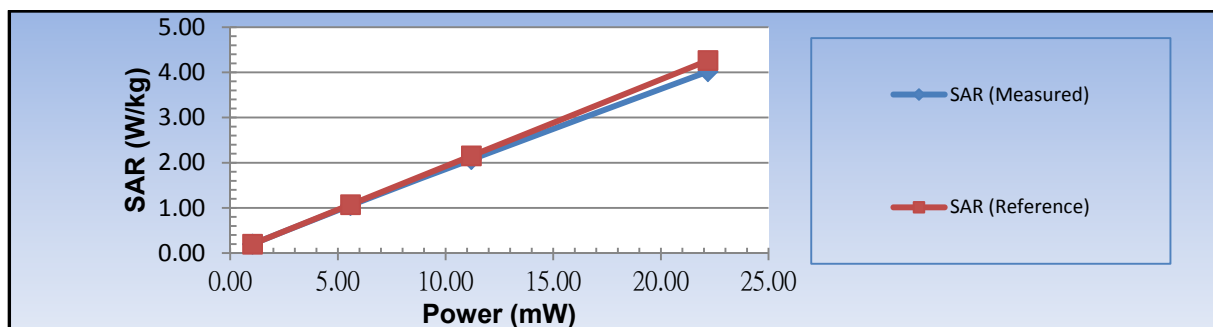
3.3.2 Step 2 CW

Average Power (mW)	1.01	5.38	11.25	22.44
Single Point SAR (W/kg)	0.20	1.01	2.03	4.01
Reference Line (W/kg)	0.20	1.04	2.17	4.33
Deviation (%)	0.00%	-2.95%	-6.27%	-7.41%



3.3.3 Step 3 OFDM

Average Power (mW)	1.03	5.58	11.19	22.18
Single Point SAR (W/kg)	0.20	1.06	2.07	4.02
Reference Line (W/kg)	0.20	1.07	2.15	4.26
Deviation (%)	0.00%	-1.69%	-3.63%	-5.76%





System Validation

Probe 3697_DAE1279_5800MHz_Body_121128

3.3.2 Step 3 CW

