




Link CX 24GHz shields, outside facing surfaces




Link CX 24GHz RF shields, inside facing surfaces




Link CX 24GHz top view of PCB with shields in place




Link CX 24GHz bottom view of main PCB with shields in place




Link CX 24GHz view of enclosure bottom



Link CX 24GHz view of PCB in enclosure without RF shield



View of main PCB and its RF shield fitted in main enclosure without the 24GHz RF module



Link CX 24GHz duplexer, top view