


INTERTEK TESTING SERVICES

The Worst Case Configuration Photographs

Radiated Emission – Base Unit with adaptor 1A101-1215-01



Front View




Rear View

The EUT is placed at the center of turntable.

INTERTEK TESTING SERVICES

The Worst Case Configuration Photographs

Radiated Emission – Base Unit with adaptor ML18-S120150-A1



Front View



Rear View

The EUT is placed at the center of turntable.


INTERTEK TESTING SERVICES

The Worst Case Configuration Photographs

AC Conducted Emission - Base Unit with adaptor 1A101-1215-01



Front View



Side View 1

INTERTEK TESTING SERVICES

The Worst Case Configuration Photographs

AC Conducted Emission - Base Unit with adaptor 1A101-1215-01



Side View 2


INTERTEK TESTING SERVICES

The Worst Case Configuration Photographs

AC Conducted Emission - Base Unit with adaptor ML18-S120150-A1



Front View



Side View 1

INTERTEK TESTING SERVICES

The Worst Case Configuration Photographs

AC Conducted Emission - Base Unit with adaptor ML18-S120150-A1



Side View 2