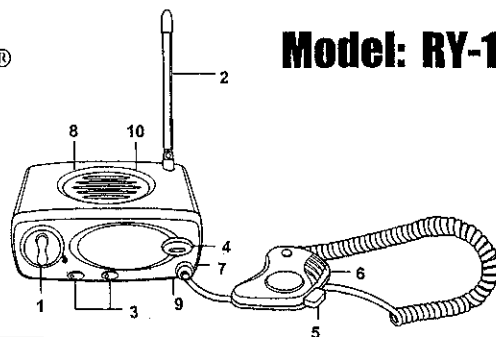
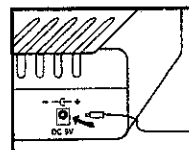
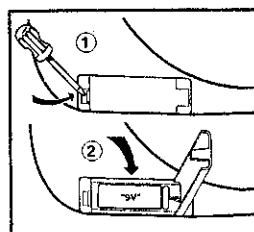
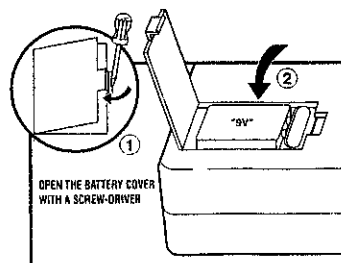
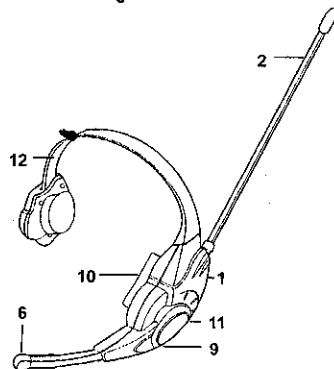


ALARON®

Model: RY-1355



**INCLUDES
BREAKAWAY SAFETY
SHOULDER STRAP**



- ① ON-OFF AND VOLUME CONTROL
- ② FLEXIBLE SAFETY ANTENNA
- ③ LED SEND/RECEIVE LIGHTS
- ④ SECRET-CODE KEY
- ⑤ PUSH-TO-TALK BUTTON
- ⑥ MICROPHONE
- ⑦ CARRYING STRAP WITH SAFETY BUCKLE
- ⑧ DC JACK
- ⑨ BATTERY COMPARTMENT
- ⑩ SPEAKER
- ⑪ POWER ON INDICATOR
- ⑫ ADJUSTABLE HEADBAND

1. THE BASE STATION AND THE TWO HEADSET WALKIE TALKIES ARE ON THE SAME FREQUENCY. WHEN ALL UNITS ARE ON, IT IS POSSIBLE FOR THREE PEOPLE TO COMMUNICATE WITH EACH OTHER ONLY ONE PERSON CAN TALK AT THE SAME TIME.

2. OPEN EACH BATTERY COMPARTMENT AND SNAP IN ONE "9-VOLT" BATTERY PER UNIT, CLOSE BATTERY COMPARTMENT.

3. TURN THE ON/OFF AND VOLUME CONTROL TO DESIRED SOUND LEVEL.

4. TO USE BASE STATION, PRESS THE PUSH-TO-TALK BUTTON ON THE HAND HELD MICROPHONE. TO TRANSMIT, SPEAK IN A NORMAL VOICE LEVEL INTO THE MICROPHONE GRILL. YOUR MESSAGE WILL BE TRANSMITTED TO BOTH HEADSETS.

5. RELEASE THE PUSH-TO-TALK BUTTON TO RECEIVE.

6. TO SEND SECRET-CODE: PUSH THE PUSH-TO-TALK BUTTON AND PRESS AND RELEASE THE SECRET-CODE KEY FOR THE DESIRED SIGNALS.

7. YOU CAN PRACTICE SECRET-CODE WITHOUT TRANSMITTING BY PRESSING THE SECRET-CODE KEY BUT NOT PRESSING THE PUSH-TO-TALK SWITCH.

8. TO USE HEADSET, SPEAK IN A NORMAL VOICE INTO THE MICROPHONE. THE MICROPHONE OF THE HEADSET IS VOICE-ACTIVATED, SO AS SOON AS YOU BEGIN TALKING YOUR MESSAGE WILL BE TRANSMITTED TO THE OTHER HEADSET OR BASE STATION. THE MICROPHONE WILL BE ACTIVATED IF WIND BLOWS DIRECTLY INTO IT. ADJUST YOUR POSITION TO AVOID THE WIND AND OTHER OUTSIDE NOISES THAT INTERFERE WITH THE MICROPHONE.

9. IN THE EVENT OF INTERFERENCE CAUSED BY OTHER RADIO SIGNALS IN THE VICINITY, MOVE TO A DIFFERENT LOCATION.

10. THE UNITS MAY HAVE FEEDBACK WHEN USED TOO CLOSE TOGETHER. MOVE FURTHER APART WHEN THIS OCCURS.

USING OPTIONAL AC ADAPTOR (NOT INCLUDED)

YOU CAN ALSO POWER THE BASE STATION FROM AC POWER USING A POSITIVE CENTER, 9V DC, 300mA ADAPTOR.

CONNECTING IT TO ANY OTHER ADAPTOR MAY DAMAGE THE UNIT. ADAPTORS ARE AVAILABLE IN MOST RADIO STORES.

CAUTION:

1. YOUR BASE STATION AND HEADSETS HAVE BEEN FULLY ADJUSTED PRIOR TO SHIPMENT FROM THE FACTORY. DO NOT TOUCH THE INTERNAL COMPONENTS.
2. WHEN THE SOUND BECOMES WEAK, IT IS TIME TO CHANGE THE BATTERY.
3. AFTER USE, ALWAYS RETURN THE ON-OFF/VOLUME CONTROL SWITCH TO THE OFF POSITION.
4. KEEP YOUR BASE STATION AND HEADSETS IN A DRY AND CLEAN PLACE.

WARNING: THE MANUFACTURER IS NOT RESPONSIBLE FOR ANY RADIO OR TV INTERFERENCE CAUSED BY UNAUTHORIZED MODIFICATIONS TO THIS EQUIPMENT. SUCH MODIFICATIONS COULD VOID THE USER'S AUTHORITY TO OPERATE THE EQUIPMENT.

CAUTION: BASE STATION EQUIPPED WITH A BREAKAWAY BUCKLE AS A SAFETY PRECAUTION. TO AVOID POSSIBILITY OF ENTANGLEMENT OR STRANGULATION. DO NOT ADD ANY STRINGS OR STRAPS TO THE BASE STATION OR IN ANY WAY BY-PASS THE BREAKAWAY BUCKLE.

ALARON® LIMITED WARRANTY

This ALARON® product is guaranteed for six (6) months against manufacturing defects in material and workmanship. During this period, repairs or replacement required as a result of such defects will be made free of charge.

If service is required, pack products securely with adequate protection against damage during transportation and mail it prepaid to: ALARON INC., 1026 DORIS ROAD, AUBURN HILLS, MI 48326, U.S.A. Please enclose your sales slip showing the date of purchase to prove that your warranty period has not expired. Also enclose a letter explaining the nature of the difficulty together with \$5.00 to cover handling and return transportation. Repairs not covered by our warranty will be made at a nominal service charge.

This warranty does not cover accessories. Nor does it cover broken cabinets or any damages caused by misuse or negligent handling.

This guarantee excludes any claims for indirect or consequential damage due to defect(s) in the product. This guarantee is in lieu of any other warranty either expressed or implied. Any and all warranties of merchantability and fitness for a particular purpose are expressly disclaimed and excluded by Alaron.

In no event shall Alaron Inc. be liable to you or any other person for indirect or consequential damages arising from but not limited to the following: The use or inability to use this product; incompatibility of this product with any other product; breach by Alaron Inc. of the limited warranty contained herein.

Some states do not allow limitations on how long an implied warranty lasts, so the limitation may not apply to you. Some states do not allow the exclusion or limitation of incidental or consequential damages, so the limitations above or the exclusions may not apply to you. This warranty gives you specific legal rights, and you may also have other rights which may vary from state to state.

MADE IN CHINA FOR
ALARON INC.

AUBURN HILLS, MI 48326, U.S.A.

Warning: Changes or modifications to this unit not expressly approved by the party responsible for compliance could void the user's authority to operate the equipment.

ALARON MODEL : RY-1355

USER MANUAL

NOTE : This equipment has been tested and found to comply with the limits for a Class B digital device, pursuant to Part 15 of the FCC Rules. These limits are designed to provide reasonable protection against harmful interference in a residential installation. This equipment generates, uses and can radiate radio frequency energy and, if not installed and used in accordance with the instructions, may cause harmful interference to radio communications.

However, there is no guarantee that interference will not occur in a particular installation. If this equipment does cause harmful interference to radio or television reception, which can be determined by turning the equipment off and on, the user is encouraged to try to correct the interference by one or more of the following measures:

- Reorient or relocate the receiving antenna.
- Increase the separation between the equipment and receiver.
- Connect the equipment into an outlet on a circuit different from that to which the receiver is needed.
- Consult the dealer or an experienced radio/tv technician for help.