

## Attachment 1

### ➤ Test Setup Photograph


#### < Conducted Measurement >

Test Mode : Mode 1: Transmit\_ADP\_45BW B

Description : Front View of Conducted Emission Test Setup




Description : Back View of Conducted Emission Test Setup



Test Mode : Mode 2: Transmit\_ADP\_45BW Y  
Description : Front View of Conducted Emission Test Setup




Description : Back View of Conducted Emission Test Setup



Test Mode : Mode 3: Transmit\_AD2066320  
Description : Front View of Conducted Emission Test Setup




Description : Back View of Conducted Emission Test Setup



Test Mode : Mode 4: Transmit\_AD883J20  
Description: Front View of Conducted Emission Test Setup




Description: Back View of Conducted Emission Test Setup




**<Radiated Emission>**

Test Mode : Mode 1: Transmit\_ADP\_45BW B

Description : Front View of Radiated Emission Test Setup (Bilog)



Description : Back View of Radiated Emission Test Setup (Bilog)




Test Mode : Mode 2: Transmit\_ADP\_45BW Y

Description : Front View of Radiated Emission Test Setup (Bilog)




Description : Back View of Radiated Emission Test Setup (Bilog)



Test Mode : Mode 3: Transmit\_AD2066320


Description : Front View of Radiated Emission Test Setup (Bilog)



Description : Back View of Radiated Emission Test Setup (Bilog)



Test Mode : Mode 4: Transmit\_AD883J20  
Description: Front View of Radiated Emission Test Setup (Bilog)




Description: Back View of Radiated Emission Test Setup (Bilog)





Test Mode : Mode 1: Transmit\_ADP\_45BW B

Description : Front View of Radiated Emission Test Setup (Horn)



Description : Back View of Radiated Emission Test Setup (Horn)

