



E23096

First Edition / April 2024

IN SEARCH OF INCREDIBLE

User Guide

MyASUS FAQ

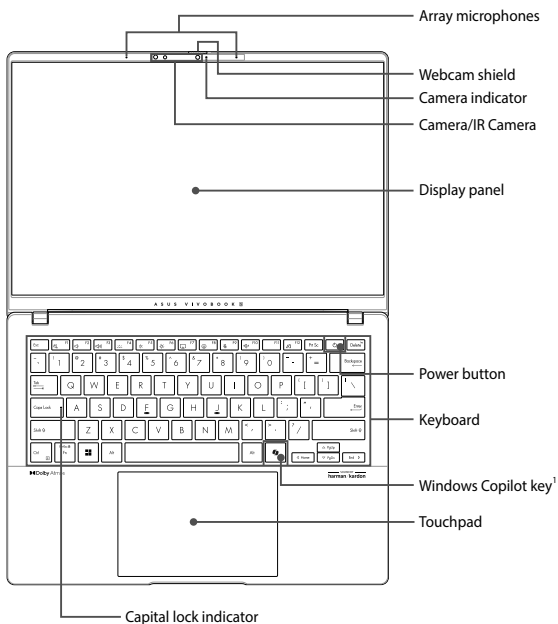


Front View

NOTE:

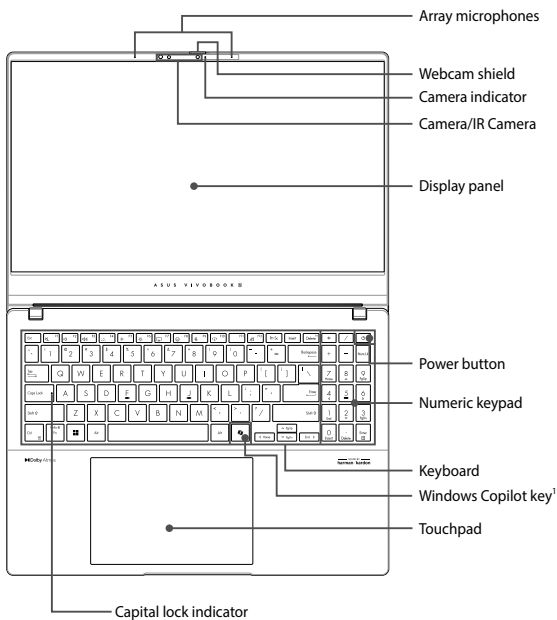
- The keyboard's layout may vary per region or country. The front view may also vary in appearance depending on the Notebook PC model.
- ¹Feature availability varies by market, see aka.ms/WindowsAIFeatures.

14" model

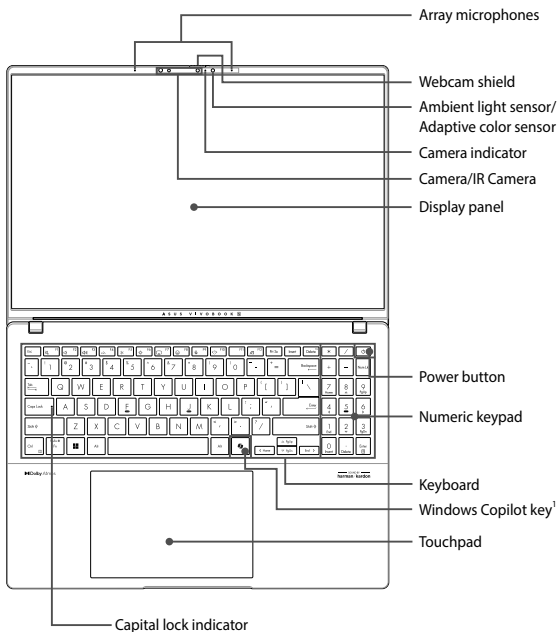


15" model

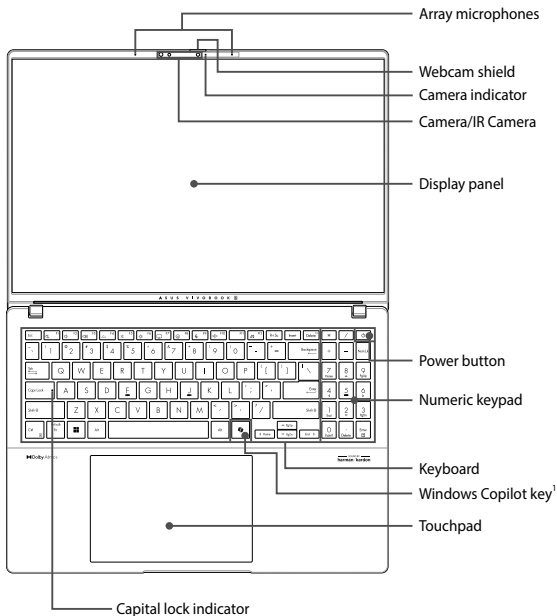
Thunderbolt™ 4 model



USB4® model



16" model

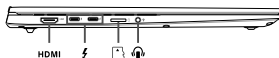


Disclaimer:

Prolonged display of static or high-contrast images may result in image persistence or burn-in on OLED display. ASUS Notebook PC with OLED display (on selected models) minimizes the potential of burn-in by setting Dark Mode in Windows as default and shortening the idle time before the screen is turned off. It is recommended to enable animated dark-background screensaver and avoid setting your OLED display at maximum brightness to extend the lifespan of your OLED display.

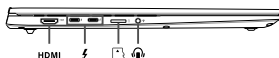
I/O ports and slots

14"/16" model

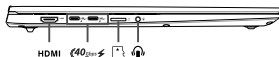
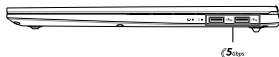



15" model

Thunderbolt™ 4 model



USB4® model



 USB 3.2 Gen 1 port

 microSD card slot


HDMI HDMI output port


 Headphone/Headset/Microphone jack

 Thunderbolt™ 4/
Power Delivery combo port


 USB4®/Power Delivery combo port

IMPORTANT! To prevent any damage, use only power sources rated 20V/3.25A or 20V/4.5A to charge your Notebook PC with the USB Power Delivery combo port. For more information, consult an ASUS service center for assistance.

 The USB 5Gbps Port Logo is a trademark of the USB Implementers Forum, Inc.

 The USB 10Gbps Port Logo is a trademark of the USB Implementers Forum, Inc.

 The USB 20Gbps Port Logo is a trademark of the USB Implementers Forum, Inc.

 The USB 40Gbps Port Logo is a trademark of the USB Implementers Forum, Inc.

Getting started

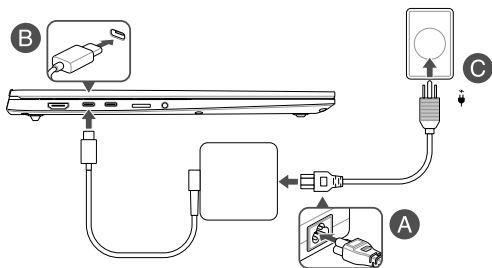
IMPORTANT! Do not use this Notebook PC for cryptocurrency mining (consuming a vast amount of electricity and time to gain convertible virtual currency) and/or related activities.

1. Charge your Notebook PC

- A. Connect the AC power cord to the AC/DC adapter.
- B. Connect the DC power connector into your Notebook PC's power (DC) input port.
- C. Plug the AC power adapter into a 100V~240V power source.

IMPORTANT! Use only the bundled power adapter to charge the battery pack and supply power to your Notebook PC.

NOTE: The power adapter may vary in appearance, depending on model and your region.



2. Lift to open the display panel

3. Press the power button



Charge the Notebook PC for **3 hours** before using it in battery mode for the first time.

Safety notices for your Notebook PC

WARNING!

Your Notebook PC can get warm to hot while in use or while charging the battery pack. Do not leave your Notebook PC on your lap or near any part of your body to prevent injury from heat. When working on your Notebook PC, do not place it on surfaces that can block the vents.

CAUTION!

- This Notebook PC should only be used in environments with ambient temperatures between 5°C (41°F) and 35°C (95°F).
- Refer to the rating label on the bottom of your Notebook PC and ensure that your power adapter complies with this rating.
- The power adapter may become warm to hot while in use. Do not cover the adapter and keep it away from your body while it is connected to a power source.

IMPORTANT!

- Ensure that your Notebook PC is connected to the power adapter before turning it on for the first time. Always plug the power cord into a wall socket without using any extension cords. For your safety, connect this device to a properly grounded electrical outlet only.
- When using your Notebook PC on power adapter mode, the socket outlet must be near to the unit and easily accessible.
- Locate the input/output rating label on your Notebook PC and ensure that it matches the input/output rating information on your power adapter. Some Notebook PC models may have multiple rating output currents based on the available SKU.
- Power adapter information:
 - Input voltage: 100-240Vac
 - Input frequency: 50-60Hz
 - Rating output current: 3.25A (65W) / 4.5A (90W)
 - Rating output voltage: 20V

WARNING!

Read the following precautions for your Notebook PC's battery:

- Only ASUS-authorized technicians should remove the battery inside the device (for non-removable battery only).
- The battery used in this device may present a risk of fire or chemical burn if removed or disassembled.
- Follow the warning labels for your personal safety.
- Risk of explosion if battery is replaced by an incorrect type.
- Do not dispose of in fire.
- Never attempt to short-circuit your Notebook PC's battery.
- Never attempt to disassemble and reassemble the battery (for non-removable battery only).
- Discontinue usage if leakage is found.
- This battery and its components must be recycled or disposed of properly.
- Keep the battery and other small components away from children.

Avis concernant les batteries remplaçables

- La batterie de l'appareil peut présenter un risque d'incendie ou de brûlure si celle-ci est retirée ou désassemblée.
- La batterie et ses composants doivent être recyclés de façon appropriée.

Copyright Information

You acknowledge that all rights of this Manual remain with ASUS. Any and all rights, including without limitation, in the Manual or website, are and shall remain the exclusive property of ASUS and/or its licensors. Nothing in this Manual intends to transfer any such rights, or to vest any such rights to you.

ASUS PROVIDES THIS MANUAL "AS IS" WITHOUT WARRANTY OF ANY KIND. SPECIFICATIONS AND INFORMATION CONTAINED IN THIS MANUAL ARE FURNISHED FOR INFORMATIONAL USE ONLY, AND ARE SUBJECT TO CHANGE AT ANY TIME WITHOUT NOTICE, AND SHOULD NOT BE CONSTRUED AS A COMMITMENT BY ASUS.

Copyright © 2024 ASUSTeK COMPUTER INC. All Rights Reserved.

Limitation of Liability

Circumstances may arise where because of a default on ASUS' part or other liability, you are entitled to recover damages from ASUS. In each such instance, regardless of the basis on which you are entitled to claim damages from ASUS, ASUS is liable for no more than damages for bodily injury (including death) and damage to real property and tangible personal property; or any other actual and direct damages resulted from omission or failure of performing legal duties under this Warranty Statement, up to the listed contract price of each product.

ASUS will only be responsible for or indemnify you for loss, damages or claims based in contract, tort or infringement under this Warranty Statement.

This limit also applies to ASUS' suppliers and its reseller. It is the maximum for which ASUS, its suppliers, and your reseller are collectively responsible.

UNDER NO CIRCUMSTANCES IS ASUS LIABLE FOR ANY OF THE FOLLOWING: (1) THIRD-PARTY CLAIMS AGAINST YOU FOR DAMAGES; (2) LOSS OF, OR DAMAGE TO, YOUR RECORDS OR DATA; OR (3) SPECIAL, INCIDENTAL, OR INDIRECT DAMAGES OR FOR ANY ECONOMIC CONSEQUENTIAL DAMAGES (INCLUDING LOST PROFITS OR SAVINGS), EVEN IF ASUS, ITS SUPPLIERS OR YOUR RESELLER IS INFORMED OF THEIR POSSIBILITY.

Service and Support

For complete E-Manual version, refer to our multi-language website at:
<https://www.asus.com/support/>

If you have any problems with your Notebook PC, please visit our website for troubleshooting.



MyASUS offers a variety of support features including troubleshooting, products performance optimization, ASUS software integration, and helps you to organize personal desktop and increase storage space. For more details, please visit <https://www.asus.com/support/FAQ/1038301/>.

FCC RF Caution Statement

WARNING! Any changes or modifications not expressly approved by the party responsible for compliance could void the user's authority to operate this equipment.

UL Safety Notices

- DO NOT use the Notebook PC near water, for example, near a bath tub, wash bowl, kitchen sink or laundry tub, in a wet basement or near a swimming pool.
- DO NOT use the Notebook PC during an electrical storm. There may be a remote risk of electric shock from lightning.
- DO NOT use the Notebook PC in the vicinity of a gas leak.
- DO NOT dispose the Notebook PC battery pack in a fire, as they may explode. Check with local codes for possible special disposal instructions to reduce the risk of injury to persons due to fire or explosion.
- DO NOT use power adapters or batteries from other devices to reduce the risk of injury to persons due to fire or explosion. Use only UL certified power adapters or batteries supplied by the manufacturer or authorized retailers.

Coating Notice

IMPORTANT! To provide electrical insulation and maintain electrical safety, a coating is applied to insulate the device except on the areas where the I/O ports are located.

Prevention of Hearing Loss

To prevent possible hearing damage, do not listen at high volume levels for long periods.



Power Safety Requirement

Products with electrical current ratings up to 6A and weighing more than 3Kg must use approved power cords greater than or equal to: H05VV-F, 3G, 0.75mm² or H05VV-F, 2G, 0.75mm².

Declaration of Compliance for Product Environmental Regulation

ASUS follows the green design concept to design and manufacture our products, and makes sure that each stage of the product life cycle of ASUS product is in line with global environmental regulations. In addition, ASUS disclose the relevant information based on regulation requirements. Please refer to <https://esg.asus.com/Compliance.htm> for information disclosure based on regulation requirements ASUS is complied with.

EU REACH and Article 33

Complying with the REACH (Registration, Evaluation, Authorization, and Restriction of Chemicals) regulatory framework, we publish the chemical substances in our products at ASUS REACH website at <https://esg.asus.com/Compliance.htm>.

EU RoHS

This product complies with the EU RoHS Directive. For more details, see <https://esg.asus.com/Compliance.htm>.

Japan JIS-C-0950 Material Declarations

Information on Japan RoHS (JIS-C-0950) chemical disclosures is available on <https://esg.asus.com/Compliance.htm>.

India RoHS

This product complies with the "India E-Waste (Management) Rules, 2016" and prohibits use of lead, mercury, hexavalent chromium, polybrominated biphenyls (PBBs) and polybrominated diphenyl ethers (PBDEs) in concentrations exceeding 0.1% by weight in homogenous materials and 0.01% by weight in homogenous materials for cadmium, except for the exemptions listed in Schedule II of the Rule.

Vietnam RoHS

ASUS products sold in Vietnam, on or after September 23, 2011, meet the requirements of the Vietnam Circular 30/2011/TT-BCT.

Các sản phẩm ASUS bán tại Việt Nam, vào ngày 23 tháng 9 năm 2011 trở về sau, đều phải đáp ứng các yêu cầu của Thông tư 30/2011/TT-BCT của Việt Nam.

ASUS Recycling/Takeback Services

ASUS recycling and takeback programs come from our commitment to the highest standards for protecting our environment. We believe in providing solutions for you to be able to responsibly recycle our products, batteries, other components as well as the packaging materials. Please go to <https://esg.asus.com/en/Takeback.htm> for detailed recycling information in different regions.

Ecodesign Directive

The European Union announced a framework for the setting of ecodesign requirements for energy-related products (2009/125/EC). Specific implementing measures are aimed at improving environmental performance of specific products or across multiple product types. ASUS provides product information at <https://esg.asus.com/Compliance.htm>.

EPEAT Registered Products

The public disclosure of key environmental information for ASUS EPEAT (Electronic Product Environmental Assessment Tool) registered products is available at <https://esg.asus.com/en/Ecolabel.htm>. More information about EPEAT program and purchase guidance can be found at www.epeat.net.

Regional notice for Singapore

Complies with IMDA Standards DB103778

This ASUS product complies with IMDA Standards.

FCC RF Exposure Information

This device meets the government's requirements for exposure to radio waves. This device is designed and manufactured not to exceed the emission limits for exposure to radio frequency (RF) energy set by the Federal Communications Commission of the U.S. Government. The exposure standard employs a unit of measurement known as the Specific Absorption Rate, or SAR. The SAR limit set by the FCC is 1.6 W/kg. Tests for SAR are conducted using standard operating positions accepted by the FCC with the EUT transmitting at the specified power level in different channels. The FCC has granted an Equipment Authorization for this device with all reported SAR levels evaluated as in compliance with the FCC RF exposure guidelines. SAR information on this device is on file with the FCC and can be found under the Display Grant section of www.fcc.gov/oet/ea/fccid.

FCC 5.925-7.125 GHz Caution Statement

Operation of transmitters in the 5.925-7.125 GHz band is prohibited for control of or communications with unmanned aircraft systems.

ISED 5.925-7.125 GHz Caution Statement

RLAN devices:

Devices shall not be used for control of or communications with unmanned aircraft systems.

Les dispositifs ne doivent pas être utilisés pour commander des systèmes d'aéronef sans pilote ni pour communiquer avec de tels systèmes.

ISED SAR Information

This EUT is compliant with SAR for general population/uncontrolled exposure limits in IC RSS-102. This equipment should be installed and operated with a minimum distance of 0 cm between the radiator & your body. This equipment complies with ISED radiation exposure limits set forth for an uncontrolled environment. The end user must follow the specific operating instructions to satisfy RF exposure compliance. This transmitter must not be co-located or operating in conjunction with any other antenna or transmitter. The portable device is designed to meet the requirements for exposure to radio waves established by the ISED. These requirements set a SAR limit of 1.6 W/kg averaged over one gram of tissue. The highest SAR value reported under this standard during product certification for use when properly worn on the body.

Cet EUT est la conforme avec SAR pour la population generale / les limites d'exposition incontrolées dans IC RSS-102. Cet équipement doit être installé et utilisé à une distance minimale de 0 cm entre le radiateur et votre corps. Cet équipement est conforme aux limites d'exposition aux rayonnements ISED établies pour un environnement non contrôlé. L'utilisateur final doit suivre les instructions spécifiques pour satisfaire les normes. Cet émetteur ne doit pas être co-implanté ou fonctionner en conjonction avec toute autre antenne ou transmetteur.

ENERGY STAR® Qualified Product



ENERGY STAR® is a joint program of the U.S. Environmental Protection Agency and the U.S. Department of Energy helping us all save money and protect the environment through energy efficient products and practices.

All ASUS products with the ENERGY STAR® logo comply with the ENERGY STAR® standard, and the power management feature is enabled by default.

The monitor is automatically set to sleep within 10 minutes of user inactivity; the computer is automatically set to sleep within 30 minutes of user inactivity. To wake your computer, click the mouse, press any key on the keyboard, or press the power button.

Please visit <https://www.energystar.gov> for detailed information on the ENERGY STAR® joint program, power management, and the benefits to the environment.

NOTE: ENERGY STAR® is NOT supported on FreeDOS and Linux-based products.

Simplified EU Declaration of Conformity

ASUSTek Computer Inc. hereby declares that this device is in compliance with the essential requirements and other relevant provisions of Directive 2014/53/EU. Full text of EU declaration of conformity is available at <https://www.asus.com/support/>.

The WiFi operating in the band 5150-5350 MHz shall be restricted to indoor use for countries listed in the table below:

AT	BE	BG	CZ	DK	EE	FR
DE	IS	IE	IT	EL	ES	CY
LV	LI	LT	LU	HU	MT	NL
NO	PL	PT	RO	SI	SK	TR
FI	SE	CH	HR	UK(NI)		



a. Low Power Indoor (LPI) Wi-Fi 6E devices:

The device is restricted to indoor use only when operating in the 5945 to 6425 MHz frequency range in Belgium (BE), Bulgaria (BG), Cyprus (CY), Czech Republic (CZ), Estonia (EE), France (FR), Iceland (IS), Ireland (IE), Lithuania (LT), Germany (DE), Netherlands (NL), Spain (ES).

b. Very Low Power (VLP) Wi-Fi 6E devices (portable devices):

The device is not permitted to be used on Unmanned Aircraft Systems (UAS) when operating in the 5945 to 6425 MHz frequency range in Belgium (BE), Bulgaria (BG), Cyprus (CY), Czech Republic (CZ), Estonia (EE), France (FR), Iceland (IS), Ireland (IE), Lithuania (LT), Germany (DE), Netherlands (NL), Spain (ES).

Simplified UKCA Declaration of Conformity

ASUSTek Computer Inc. hereby declares that this device is in compliance with the essential requirements and other relevant provisions of The Radio Equipment Regulations 2017 (S.I. 2017/1206). Full text of UKCA declaration of conformity is available at <https://www.asus.com/support/>.

The WiFi operating in the band 5150-5350 MHz shall be restricted to indoor use for the country listed below:

UK

a. Low Power Indoor (LPI) Wi-Fi 6E devices:

The device is restricted to indoor use only when operating in the 5925 to 6425 MHz frequency range in UK.

b. Very Low Power (VLP) Wi-Fi 6E devices (portable devices):

The device is not permitted to be used on Unmanned Aircraft Systems (UAS) when operating in the 5925 to 6425 MHz frequency range in UK.

Wi-Fi Network Notice

IMPORTANT! Wi-Fi 6E network card is available on selected models. The connectivity of Wi-Fi 6E band may vary according to the regulation and certification of each country/region.

Federal Communications Commission Interference Statement

This equipment has been tested and found to comply with the limits for a Class B digital device, pursuant to part 15 of the FCC Rules. These limits are designed to provide reasonable protection against harmful interference in a residential installation. This equipment generates, uses and can radiate radio frequency energy and, if not installed and used in accordance with the instructions, may cause harmful interference to radio communications. However, there is no guarantee that interference will not occur in a particular installation. If this equipment does cause harmful interference to radio or television reception, which can be determined by turning the equipment off and on, the user is encouraged to try to correct the interference by one or more of the following measures:

- Reorient or relocate the receiving antenna.
- Increase the separation between the equipment and receiver.
- Connect the equipment into an outlet on a circuit different from that to which the receiver is connected.
- Consult the dealer or an experienced radio/TV technician for help.

FCC COMPLIANCE INFORMATION

Per FCC Part 2 Section 2.1077



Responsible Party: Asus Computer International
Address: 48720 Kato Rd., Fremont, CA 94538
Phone/Fax No: (510)739-3777/(510)608-4555

hereby declares that the product

Product Name : Notebook PC
Model Number : S5406M, K5406M, V5406M, P5406CM

compliance statement:

This device complies with part 15 of the FCC Rules. Operation is subject to the following two conditions: (1) This device may not cause harmful interference, and (2) this device must accept any interference received, including interference that may cause undesired operation.

Ver. 180125

FCC COMPLIANCE INFORMATION

Per FCC Part 2 Section 2.1077



Responsible Party: Asus Computer International
Address: 48720 Kato Rd., Fremont, CA 94538
Phone/Fax No: (510)739-3777/(510)608-4555

hereby declares that the product

Product Name : Notebook PC
Model Number : S5506M, K5506M, V5506M, P5506CM

compliance statement:

This device complies with part 15 of the FCC Rules. Operation is subject to the following two conditions: (1) This device may not cause harmful interference, and (2) this device must accept any interference received, including interference that may cause undesired operation.

Ver. 180125

FCC COMPLIANCE INFORMATION

Per FCC Part 2 Section 2.1077



Responsible Party: Asus Computer International
Address: 48720 Kato Rd., Fremont, CA 94538
Phone/Fax No: (510)739-3777/(510)608-4555

hereby declares that the product

Product Name : Notebook PC
Model Number : S5606M, K5606M, V5606M, P5606CM

compliance statement:

This device complies with part 15 of the FCC Rules. Operation is subject to the following two conditions: (1) This device may not cause harmful interference, and (2) this device must accept any interference received, including interference that may cause undesired operation.

Ver. 180125

FCC COMPLIANCE INFORMATION

Per FCC Part 2 Section 2.1077



Responsible Party: Asus Computer International
Address: 48720 Kato Rd., Fremont, CA 94538
Phone/Fax No: (510)739-3777/(510)608-4555

hereby declares that the product

Product Name : Notebook PC
Model Number : S5507Q, S5507QA, S5507QAD, K5507Q, V5507Q, P5507CQ

compliance statement:

This device complies with part 15 of the FCC Rules. Operation is subject to the following two conditions: (1) This device may not cause harmful interference, and (2) this device must accept any interference received, including interference that may cause undesired operation.

Ver. 180125

CE RED RF Output table (Directive 2014/53/EU)

S5406M/K5406M/V5406M/P5406CM

Intel AX211D2W

Function	Frequency	Maximum Output Power (EIRP)
WiFi	2412 - 2472 MHz	18 dBm
	5150 - 5350 MHz	21 dBm
	5470 - 5725 MHz	22 dBm
	5725 - 5850 MHz	13 dBm
	5945 - 6425 MHz	22 dBm
Bluetooth	2402 - 2480 MHz	11 dBm

* Receiver category 1

S5506M/K5506M/V5506M/P5506CM

Intel AX211D2W

Function	Frequency	Maximum Output Power (EIRP)
WiFi	2412 - 2472 MHz	18 dBm
	5150 - 5350 MHz	21 dBm
	5470 - 5725 MHz	23 dBm
	5725 - 5850 MHz	13.97 dBm
	5945 - 6425 MHz	22 dBm
Bluetooth	2402 - 2480 MHz	11 dBm

* Receiver category 1

S5606M/K5606M/V5606M/P5606CM

Intel AX211D2W

Function	Frequency	Maximum Output Power (EIRP)
WiFi	2412 - 2472 MHz	18 dBm
	5150 - 5350 MHz	21 dBm
	5470 - 5725 MHz	23 dBm
	5725 - 5850 MHz	13.97 dBm
	5945 - 6425 MHz	22 dBm
Bluetooth	2402 - 2480 MHz	11 dBm

* Receiver category 1

S5507Q/S5507QA/S5507QAD/K5507Q/V5507Q/ P5507CQ

Qualcomm QCNCM825

Function	Frequency	Maximum Output Power (EIRP)
WiFi	2412 - 2472 MHz	16 dBm
	5150 - 5350 MHz	23 dBm
	5470 - 5725 MHz	22 dBm
	5725 - 5850 MHz	13 dBm
	5945 - 6425 MHz	22 dBm
Bluetooth	2402 - 2480 MHz	15 dBm

* Receiver category 1

UKCA RF Output table (The Radio Equipment Regulations 2017)

S5406M/K5406M/V5406M/P5406CM

Intel AX211D2W

Function	Frequency	Maximum Output Power (EIRP)
WiFi	2412 - 2472 MHz	18 dBm
	5150 - 5350 MHz	21 dBm
	5470 - 5725 MHz	22 dBm
	5725 - 5850 MHz	13 dBm
	5945 - 6425 MHz	22 dBm
Bluetooth	2402 - 2480 MHz	11 dBm

* Receiver category 1

S5506M/K5506M/V5506M/P5506CM

Intel AX211D2W

Function	Frequency	Maximum Output Power (EIRP)
WiFi	2412 - 2472 MHz	18 dBm
	5150 - 5350 MHz	21 dBm
	5470 - 5725 MHz	23 dBm
	5725 - 5850 MHz	13.97 dBm
	5945 - 6425 MHz	22 dBm
Bluetooth	2402 - 2480 MHz	11 dBm

* Receiver category 1

S5606M/K5606M/V5606M/P5606CM

Intel AX211D2W

Function	Frequency	Maximum Output Power (EIRP)
WiFi	2412 - 2472 MHz	18 dBm
	5150 - 5350 MHz	21 dBm
	5470 - 5725 MHz	23 dBm
	5725 - 5850 MHz	13.97 dBm
	5945 - 6425 MHz	22 dBm
Bluetooth	2402 - 2480 MHz	11 dBm

* Receiver category 1

S5507Q/S5507QA/S5507QAD/K5507Q/V5507Q/ P5507CQ

Qualcomm QCNCM825

Function	Frequency	Maximum Output Power (EIRP)
WiFi	2412 - 2472 MHz	16 dBm
	5150 - 5350 MHz	23 dBm
	5470 - 5725 MHz	22 dBm
	5725 - 5850 MHz	22 dBm
	5945 - 6425 MHz	22 dBm
Bluetooth	2402 - 2480 MHz	15 dBm

* Receiver category 1

