

FCC TEST REPORT

for

47 CFR Part 24E

Equipment : Smartphone

Model No. : My S-7

FCC ID : M9H95S2004

Filing Type : Certification

Applicant : SAGEM SA.
27 rue Leblanc 75512 Paris Cedex 15, France

- The test result refers exclusively to the test presented test model / sample.
- Without written approval of SPORTON International Inc., the test report shall not be reproduced except in full.
- **Certificate or Test Report must not be used by the applicant to claim the product in this test report endorsement by NVLAP or any agency of U.S. government.**

SPORTON International Inc.

6F, No.106, Sec. 1, Hsin Tai Wu Rd., Hsi Chih, Taipei Hsien, Taiwan, R.O.C.

SPORTON International Inc.

TEL : 886-2-2696-2468

FAX : 886-2-2696-2255

FCC ID M9H95S2004

Page No. 1 of 46

Issued Date Oct. 04, 2004

The applicant has been cautioned as to the following:

15.21 Information to User.

The users manual or instruction manual for an intentional radiator shall caution the user that changes or modifications not expressly approved by the party responsible for compliance could void the user's authority to operate the equipment.

15.27(a) Special Accessories.

Equipment marketed to a consumer must be capable of complying with the necessary regulations in the configuration in which the equipment is marketed. Where special accessories, such as shielded cables and/or special connectors are required to enable an unintentional or intentional radiator to comply with the emission limits in this part, the equipment must be marketed with, i.e. shipped and sold with, those special accessories. However, in lieu of shipping or packaging the special accessories with the unintentional or intentional radiator, the responsible party may employ other methods of ensuring that the special accessories are provided to the consumer, without additional charge.

Information detailing any alternative method used to supply the special accessories for a grant of equipment authorization or retained in the verification records, as appropriate. The party responsible for the equipment, as detailed in § 2.909 of this chapter, shall ensure that these special accessories are provided with the equipment. The instruction manual for such devices shall include appropriate instructions on the first page of text concerned with the installation of the device that these special accessories must be used with the device. It is the responsibility of the user to use the needed special accessories supplied with the equipment.

Table of Contents

Rule	Description	Page
	Test Report	4
2.1033(c)	General Information Required	5
2.1033(c)(14)	Rule Summary	9
	General Information	10
	Standard Test Conditions and Engineering Practices	11
2.1046(a)	EIRP Carrier Power (Radiated)	12
2.1051, 2.1049(c), 24, 24.238(b)	Transmitter Conducted Measurements	17
	Conducted Spurious Emission	23
2.1053(a)	Field Strength of Spurious Radiation	28
2.1055(a)(1)	Frequency Stability (Temperature Variation)	40
2.1055(b)(1)	Frequency Stability (Voltage Variation)	43
	Antenna Factor & Cable Loss	44
	List of Measuring Equipments	45
	Uncertainty of Test Site	46
Appendix A	External Product Photograph	
Appendix B	Internal Photograph	
Appendix C	Set up Photograph	

FCC TEST REPORT

Report No. : FG492412

Required information per ISO/IEC Guide 25-1990, paragraph 13.2:

a) **Test Report**

b) Laboratory: Sporton International Inc.
No.52, Hwa-Ya 1st RD., Hwa Ya Technology Park, Kwei-Shan
Hsiang, TaoYuan Hsien, Taiwan, R.O.C.

c) Report Number: FG492412

d) Client: SAGEM SA.
27 rue Leblanc 75512 Paris Cedex 15, France

e) Identification: Model Name: My S-7
FCC ID : M9H95S2004
Description: GSM 1900 Radio

f) EUT Condition: Not required unless specified in individual tests.

g) Report Date: Oct. 04, 2004
EUT Received: Sep. 24, 2004


h, j, k): As indicated in individual tests.

i) Sampling method: No sampling procedure used.

l) Uncertainty: In accordance with Sporton internal quality manual.

m) Supervised by:


Jones Tsai


Oct/08/2004

n) Results: The results presented in this report relate only to the item tested.

o) Reproduction: This report must not be reproduced, except in full, without written permission from this laboratory.

Accessories Used During Testing:

Type	Model
EUT	My S-7
Earpiece	TC-7025

SPORTON International Inc.

TEL : 886-2-2696-2468
FAX : 886-2-2696-2255

FCC ID	M9H95S2004
Page No.	4 of 46
Issued Date	Oct. 04, 2004

List of General Information Required for Certification

In Accordance with FCC Rules and Regulations,
Volume II, Part 2 and
24E, Confidentiality

Sub-Part 2.1033**(c)(1): Name and Address of Applicant:**

SAGEM SA.
27 rue Leblanc 75512 Paris Cedex 15, France

Manufacturer

Mitac International Corp.
Mitac computer (Kunshan) Co., Ltd.
Kunshan Export Processing Zone, 215300
Jiangsu, People's Republic of China

(c)(2): FCC ID: M9H95S2004

Model Number: My S-7

(c)(3): Instruction Manual(s):

Please See Attached Exhibits

(c)(4): Type of Emission: 300 KGXW

(c)(5): FREQUENCY RANGE, MHz: 1850.2 to 1909.8

(c)(6): Power Rating, Watts: 1.000 (conducted)
0.383 (EIRP)
x Switchable Variable N/A

(c)(7): Maximum Power Rating, Watts: 1

Subpart 2.1033 (continued)

(c)(8): Voltages & Currents in All Elements in Final RF Stage, Including Final Transistor or Solid State Device:

Collector Current, A = 0.5
Collector Voltage, Vdc = 3.7
Supply Voltage, Vdc = 3.7

(c)(9): **Tune-Up Procedure:**

Please See Attached Exhibits

(c)(10): **Circuit Diagram/Circuit Description:**

Please See Attached Exhibits

(c)(11): **Label Information:**

Please See Attached Exhibits

(c)(12): **Photographs:**

Please See Attached Exhibits

(c)(13): **Digital Modulation Description:**

☐ Attached Exhibits
☒ N/A

(c)(14): **Test and Measurement Data:**

Follows

**Testimonial
and
Statement of Certification**

This is to certify that:

1. **That** the application was prepared either by, or under the direct supervision of, the undersigned.
2. **That** the technical data supplied with the application was taken under my direction and supervision.
3. **That** the data was obtained on representative units, randomly selected.
4. **That**, to the best of my knowledge and belief, the facts set forth in the application and accompanying technical data are true and correct.

Certified by:



Daniel Lee
Manager

Certificate of NVLAP Accreditation

United States Department of Commerce National Institute of Standards and Technology	
NVLAP [®]	
ISO/IEC 17025:1999 ISO 9002:1994	Certificate of Accreditation
SPORTON INTERNATIONAL, INC. TAIPEI HSIEN 221 TAIWAN	
<i>is recognized by the National Voluntary Laboratory Accreditation Program for satisfactory compliance with criteria set forth in NIST Handbook 150:2001, all requirements of ISO/IEC 17025:1999, and relevant requirements of ISO 9002:1994. Accreditation is awarded for specific services, listed on the Scope of Accreditation, for:</i>	
ELECTROMAGNETIC COMPATIBILITY AND TELECOMMUNICATIONS	
December 31, 2004 Effective through	 For the National Institute of Standards and Technology NVLAP Lab Code: 200079-0

NVLAP-01C (06-01)

Sub-part

2.1033(c)(14): Test and Measurement Data

All tests and measurement data shown were performed in accordance with FCC Rules and Regulations, Volume II; Part 2, Sub-part J, Sections 2.947, 2.1033(c), 2.1041, 2.1046, 2.1047, 2.1079, 2.1051, 2.1053, 2.1055, 2.1057 and the following individual Parts:

- 22 – Public Mobile Services
- 22 Subpart H - Cellular Radiotelephone Service
- x 24 – Personal Communications Services

General Information

Product Feature & Specification	
4. Tx Frequency :	1850-1910MHz (PCS)
5. Rx Frequency :	1930-1990MHz (PCS)
6. Channel Spacing	200 kHz
7. Maximum Output Power to Antenna :	30 dBm
9. HW Version :	R07
10. SW Version :	34
11. Type of Modulation :	GMSK
12. DUT Stage :	Identical Prototype
13. Application Type :	Certification

Standard Test Conditions**and****Engineering Practices**

Except as noted herein, the following conditions and procedures were observed during the testing:

In accordance with TIA603, and unless otherwise indicated in the specific measurement results, the ambient temperature of the actual EUT was maintained within the range of 10° to 40°C (50° to 104 °F) unless the particular equipment requirements specify testing over a different temperature range. Also, unless otherwise indicated, the humidity levels were in the range of 10% to 90% relative humidity.

Prior to testing, the EUT was tuned up in accordance with the manufacturer's alignment procedures. All external gain controls were maintained at the position of maximum and/or optimum gain throughout the testing.

Measurement results, unless otherwise noted, are worst-case measurements.

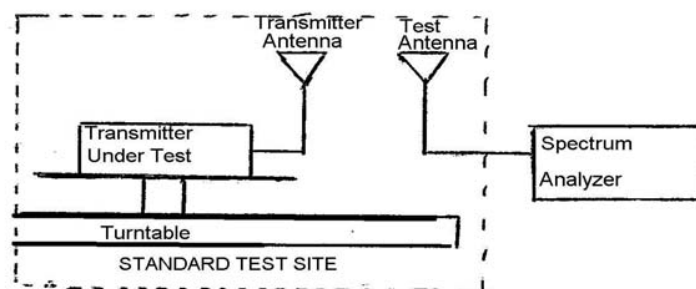
Name of Test: EIRP Carrier Power (Radiated)

Specification: TIA/EIA 603A (Substitution Method)

Definition: The average radiated power of device is the equivalent power required, when delivered to a substitution antenna, to produce at a distant point the same average received power as produced by the licensed device.

Method Of Measurement:

a) Connect the equipment as illustrated. Place the transmitter to be tested on the turntable in the standard test site.



b) Raise and lower the test antenna from 1m to 4m and rotate turntable from 0° to 360°. Record the highest received signal showed in spectrum analyzer as R_t . Calculate electric field strength in receive antenna as E_t .

$$E_t = R_t + AF$$

AF (dB/m): Receive Antenna Factor

c) Replace the transmitter under test with a substitution antenna. The center of the antenna should be at the same location as the transmitter under test. Connect the antenna to a signal generator with a known output power level P_s . Raise and lower the test antenna like in step b) and record the highest received signal showed in spectrum analyzer as R_s . Calculate electric field strength in receive antenna as E_s .

$$E_s = R_s + AF$$

AF (dB/m): Receive Antenna Factor

d) Calculate radiated power as following:

$$EIRP = P_s + E_t - E_s + G_s$$

P_s (dBm): Input Power to Substitution Antenna

G_s (dBi) : Substitution Antenna Gain

Results Attached

Tim Kao

Tested By:

Tim Kao

SPORTON International Inc.

TEL : 886-2-2696-2468

FAX : 886-2-2696-2255

FCC ID M9H95S2004

Page No. 12 of 46

Issued Date Oct. 04, 2004

Test Results For: EIRP Carrier Power (Radiated)

Conducted Power

Bands	Channel	Frequency (MHz)	Conducted Power (dBm)	Conducted Power (Watts)
GSM 1900	512	1850.2 (Low)	29.8	0.955
	661	1880.0 (Mid)	29.8	0.955
	810	1909.8 (High)	30.0	1.000

EIRP

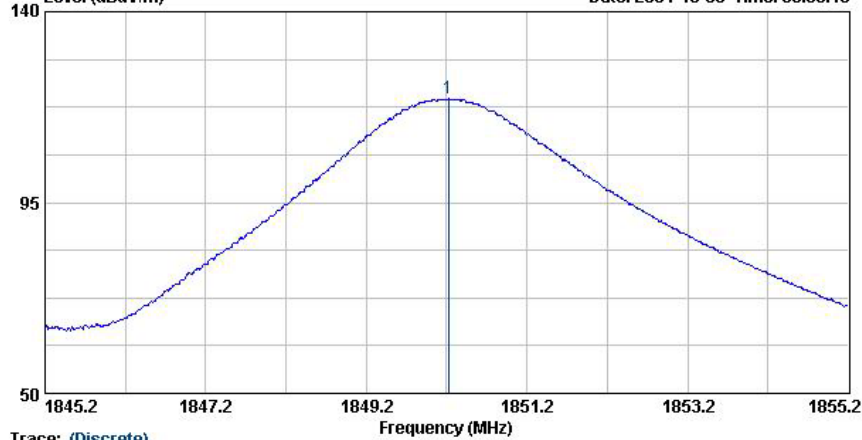
Freq MHz	Pol	Substitution Antenna Input Power (dBm)	Substitution Antenna Gain (dBi)	Et (dBuV/m)	Es (dBuV/m)	Et - Es (dB)	Radiated Power (dBm)	Radiated Power (Watts)
1850.22	H	-3.76	6.64	119.44	98.65	20.79	23.67	0.233
1880.07	H	-3.78	6.65	120.20	98.59	21.61	24.48	0.281
1909.74	H	-3.81	6.66	116.46	98.52	17.94	20.80	0.120
1850.29	V	-3.76	6.64	121.60	98.65	22.95	25.83	0.383
1879.94	V	-3.78	6.65	120.26	98.59	21.67	24.54	0.285
1909.87	V	-3.81	6.66	118.32	98.52	19.80	22.66	0.184

FCC TEST REPORT

Report No. : FG492412

GSM 1900 CH512 Horizontal Polarization

Data: 1 File: D:\Project\492412_神達\Part24Radiated Power.EMI (6) Date: 2004-10-03 Time: 00:33:43

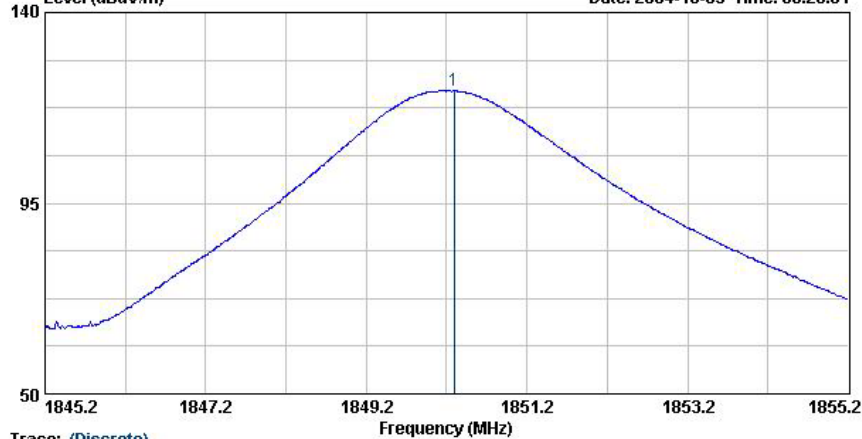


Site : 03CH06-HY
Condition : 3m HF-HORN AH-118 HORIZONTAL
EUT : Tri-band Mobile Phone
Power : 120Vac/60Hz
Model : MY S-7
Memo : PCS Link CH512

	Freq	Level	Over	Limit	ReadAntenna	Preamp	Cable		Ant	Table
	MHz	dBuV/m	dB	dBuV/m	Level	Factor	Factor	Loss	Pos	Pos
					dBuV	dB/m	dB	dB	cm	deg
1 @	1850.22	119.44	-----	-----	92.19	27.25	0.00	0.00	Peak	---

GSM 1900 CH512 Vertical Polarization

Data: 4 File: D:\Project\492412_神達\Part24Radiated Power.EMI (6) Date: 2004-10-03 Time: 00:28:01



Site : 03CH06-HY
Condition : 3m HF-HORN AH-118 VERTICAL
EUT : Tri-band Mobile Phone
Power : 120Vac/60Hz
Model : MY S-7
Memo : PCS Link CH512

	Freq	Level	Over	Limit	ReadAntenna	Preamp	Cable		Ant	Table
	MHz	dBuV/m	dB	dBuV/m	Level	Factor	Factor	Loss	Pos	Pos
					dBuV	dB/m	dB	dB	cm	deg
1 @	1850.29	121.60	-----	-----	94.35	27.25	0.00	0.00	Peak	---

SPORTON International Inc.

TEL : 886-2-2696-2468

FAX : 886-2-2696-2255

FCC ID M9H95S2004

Page No. 14 of 46

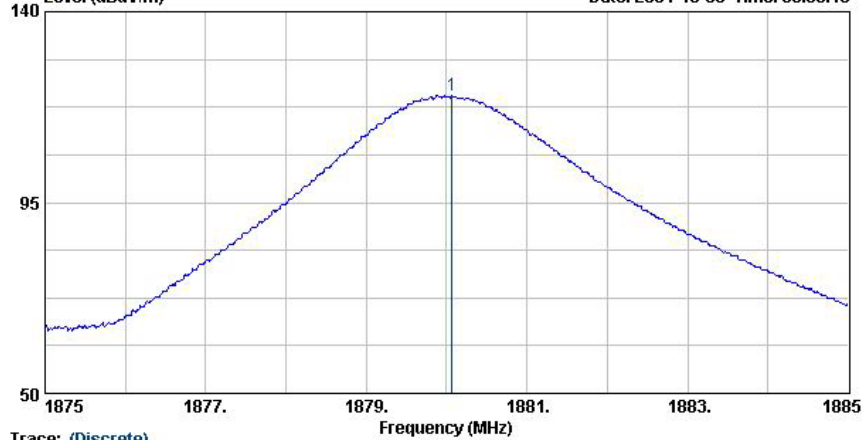
Issued Date Oct. 04, 2004

FCC TEST REPORT

Report No. : FG492412

GSM 1900 CH661 Horizontal Polarization

Data: 2 File: D:\Project\492412_神達\Part24Radiated Power.EMI (6) Date: 2004-10-03 Time: 00:08:45

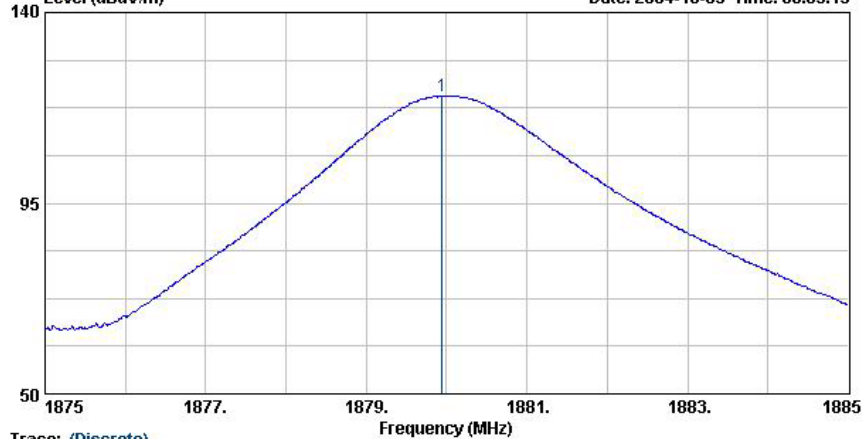


Site : 03CH06-HY
Condition : 3m HF-HORN AH-118 HORIZONTAL
EUT : Tri-band Mobile Phone
Power : 120Vac/60Hz
Model : MY S-7
Memo : PCS Link CH661

Freq	Level	Over	Limit	ReadAntenna	Preamp	Cable	Ant	Table
MHz	dBuV/m	dB	dBuV/m	Level	Factor	Loss	Pos	Pos
1 @ 1880.07	120.20	-----	-----	92.78	27.42	0.00	0.00	Peak

GSM 1900 CH661 Vertical Polarization

Data: 5 File: D:\Project\492412_神達\Part24Radiated Power.EMI (6) Date: 2004-10-03 Time: 00:03:13



Site : 03CH06-HY
Condition : 3m HF-HORN AH-118 VERTICAL
EUT : Tri-band Mobile Phone
Power : 120Vac/60Hz
Model : MY S-7
Memo : PCS Link CH661

Freq	Level	Over	Limit	ReadAntenna	Preamp	Cable	Ant	Table
MHz	dBuV/m	dB	dBuV/m	Level	Factor	Loss	Pos	Pos
1 @ 1879.94	120.26	-----	-----	92.85	27.42	0.00	0.00	Peak

SPORTON International Inc.

TEL : 886-2-2696-2468

FAX : 886-2-2696-2255

FCC ID M9H95S2004

Page No. 15 of 46

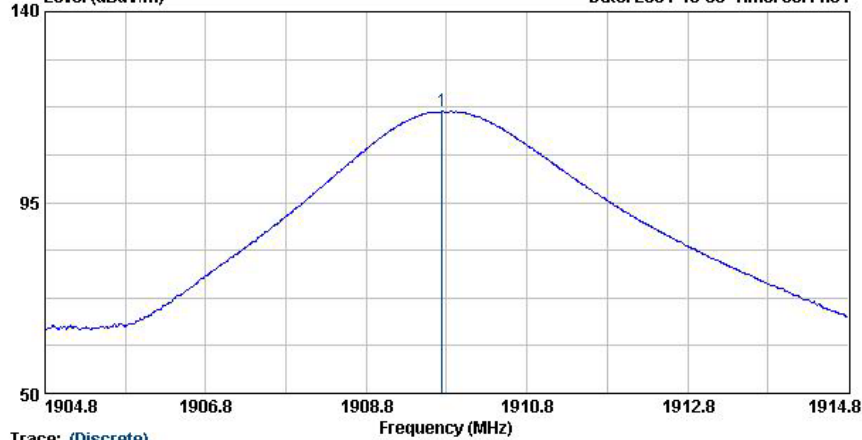
Issued Date Oct. 04, 2004

FCC TEST REPORT

Report No. : FG492412

GSM 1900 CH810 Horizontal Polarization

Data: 3 File: D:\Project\492412_神達\Part24Radiated Power.EMI (6) Date: 2004-10-03 Time: 00:41:31

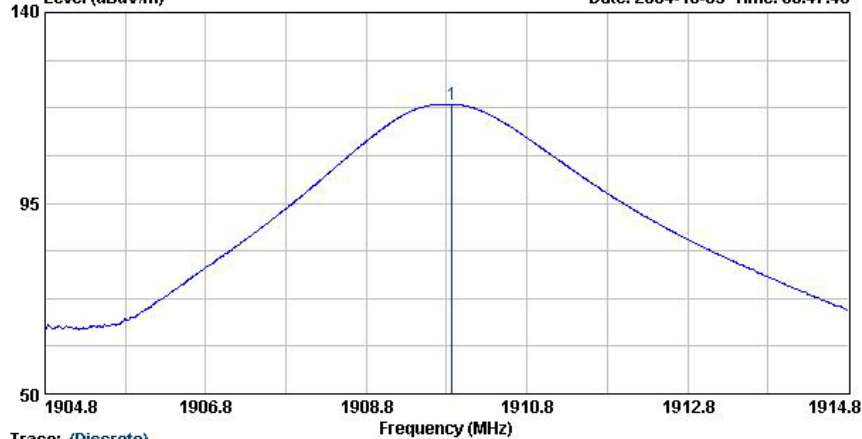


Trace: (Discrete)
 Site : 03CH06-HY
 Condition : 3m HF-HORN AH-118 HORIZONTAL
 EUT : Tri-band Mobile Phone
 Power : 120Vac/60Hz
 Model : MY S-7
 Memo : PCS Link CH810

	Freq	Level	Over	Limit	ReadAntenna	Preamp	Cable		Ant	Table
	MHz	dBuV/m	dB	dBuV/m	Level	Factor	Factor	Loss	Pos	Pos
					dBuV	dB/m	dB	dB	cm	deg
1	1909.74	116.46	-----	-----	88.88	27.58	0.00	0.00	Peak	---

GSM 1900 CH810 Vertical Polarization

Data: 6 File: D:\Project\492412_神達\Part24Radiated Power.EMI (6) Date: 2004-10-03 Time: 00:47:46



Trace: (Discrete)
 Site : 03CH06-HY
 Condition : 3m HF-HORN AH-118 VERTICAL
 EUT : Tri-band Mobile Phone
 Power : 120Vac/60Hz
 Model : MY S-7
 Memo : PCS Link CH810

	Freq	Level	Over	Limit	ReadAntenna	Preamp	Cable		Ant	Table
	MHz	dBuV/m	dB	dBuV/m	Level	Factor	Factor	Loss	Pos	Pos
					dBuV	dB/m	dB	dB	cm	deg
1 @	1909.87	118.32	-----	-----	90.73	27.58	0.00	0.00	Peak	---

SPORTON International Inc.
 TEL : 886-2-2696-2468
 FAX : 886-2-2696-2255

FCC ID : M9H95S2004
 Page No. : 16 of 46
 Issued Date : Oct. 04, 2004

Name of Test: Transmitter Conducted Measurements

Specification: 47 CFR 2.1051: Unwanted (spurious) Emissions
2.1049(c), 24.238(b): Occupied Bandwidth
24: Emissions at Band Edges

Test Equipment: As per attached page

Measurement Procedure

1. The EUT and test equipment were set up as shown on the following page with the Spectrum Analyzer connected.
2. The low and high channels for all RF powers within the transmitting frequency band were measured.
3. Measurement Results: Attached



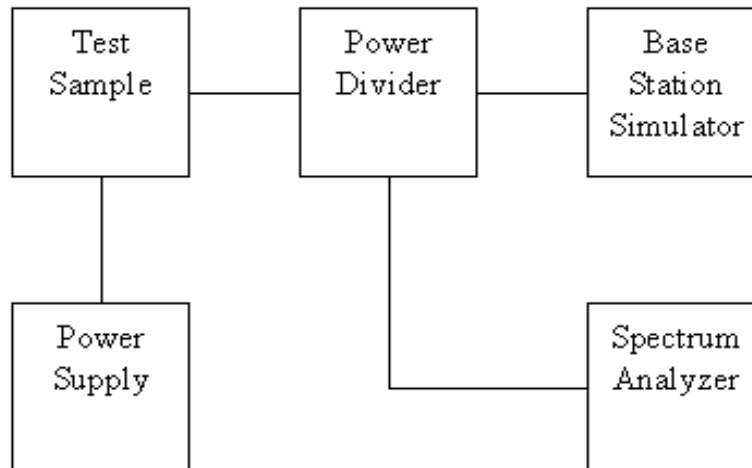
Tested By:

Tim Kao

Transmitter Spurious Emission

Test A. Occupied Bandwidth (In-Band Spurious)

Test B. Out-of-Band Spurious

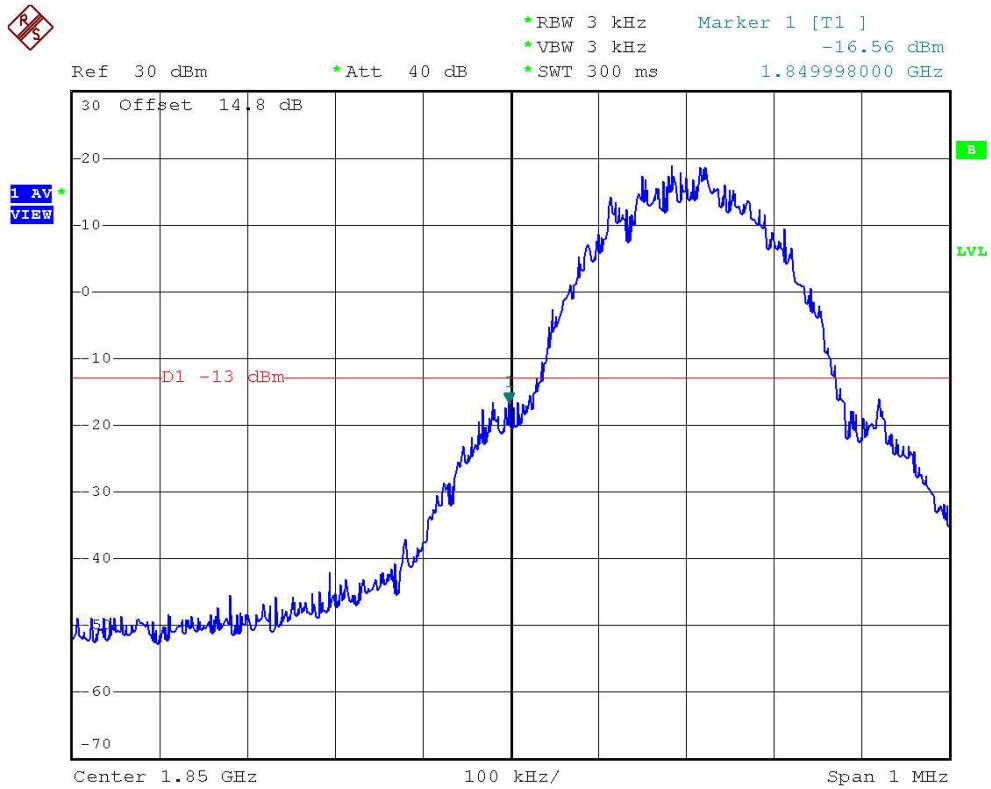


Asset	Model Name	S/N
Base Station Simulator	CMU200	102278
Base Station Simulator	E5515C	GB43460754
Spectrum Analyzer	FSP30	838858/014
AC/DC Power Source	HPA-500W	HPA0100024

FCC TEST REPORT

Report No. : FG492412

Name of Test: Emission Masks (Occupied Bandwidth)
State 2:High Power



Date: 3.OCT.2004 19:31:18

Power: HIGH
Modulation: GSM 1900
LOWER BAND EDGE

SPORTON International Inc.
TEL : 886-2-2696-2468
FAX : 886-2-2696-2255

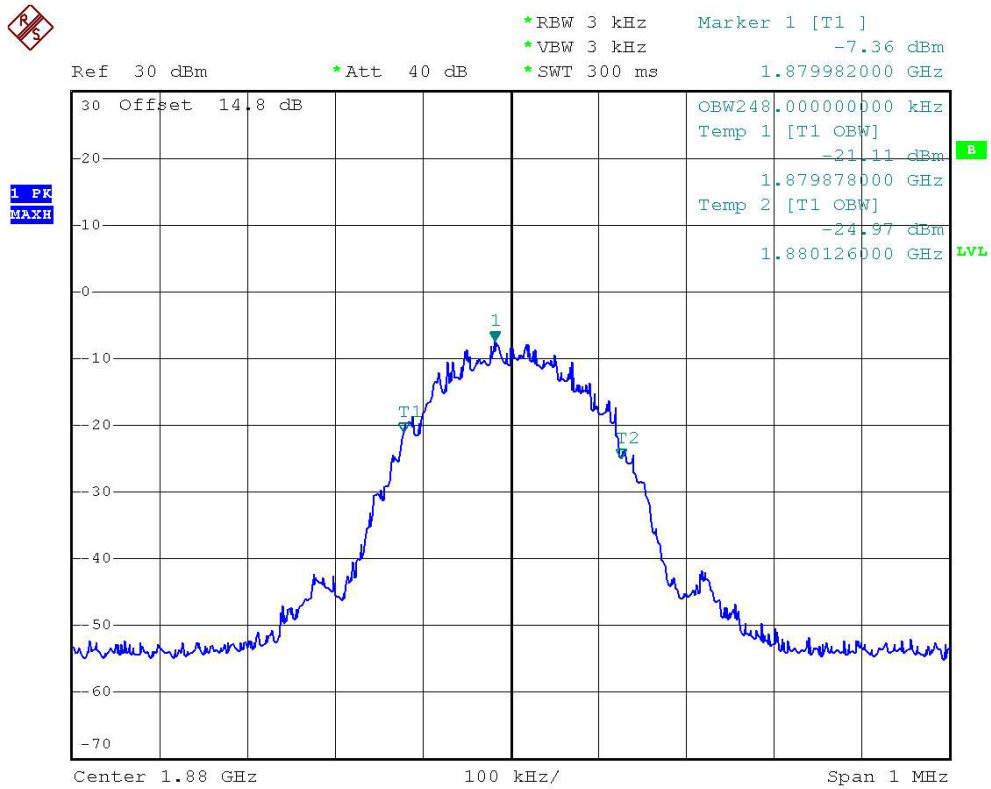
FCC ID M9H95S2004
Page No. 19 of 46
Issued Date Oct. 04, 2004

FCC TEST REPORT

Report No. : FG492412

Name of Test: Emission Masks (Occupied Bandwidth)

State 1:Low Power



Date: 3.OCT.2004 19:28:38

Power: LOW
Modulation: GSM 1900
99% BANDWIDTH

SPORTON International Inc.

TEL : 886-2-2696-2468

FAX : 886-2-2696-2255

FCC ID M9H95S2004

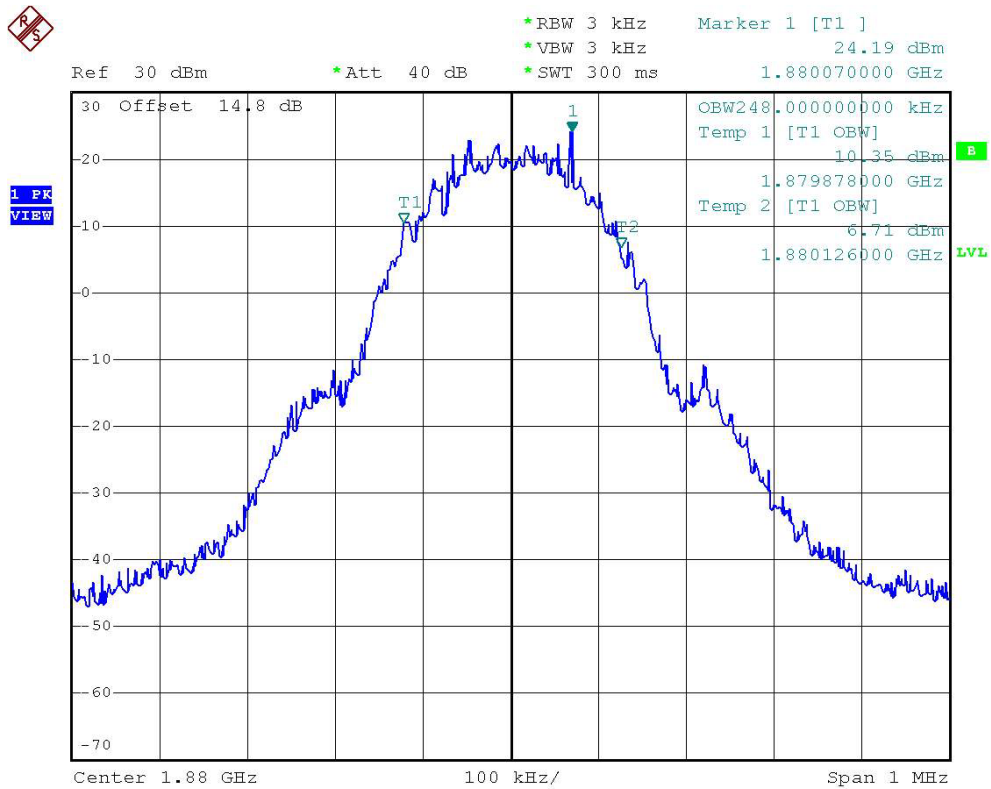
Page No. 20 of 46

Issued Date Oct. 04, 2004

FCC TEST REPORT

Report No. : FG492412

Name of Test: Emission Masks (Occupied Bandwidth)
State 2:High Power



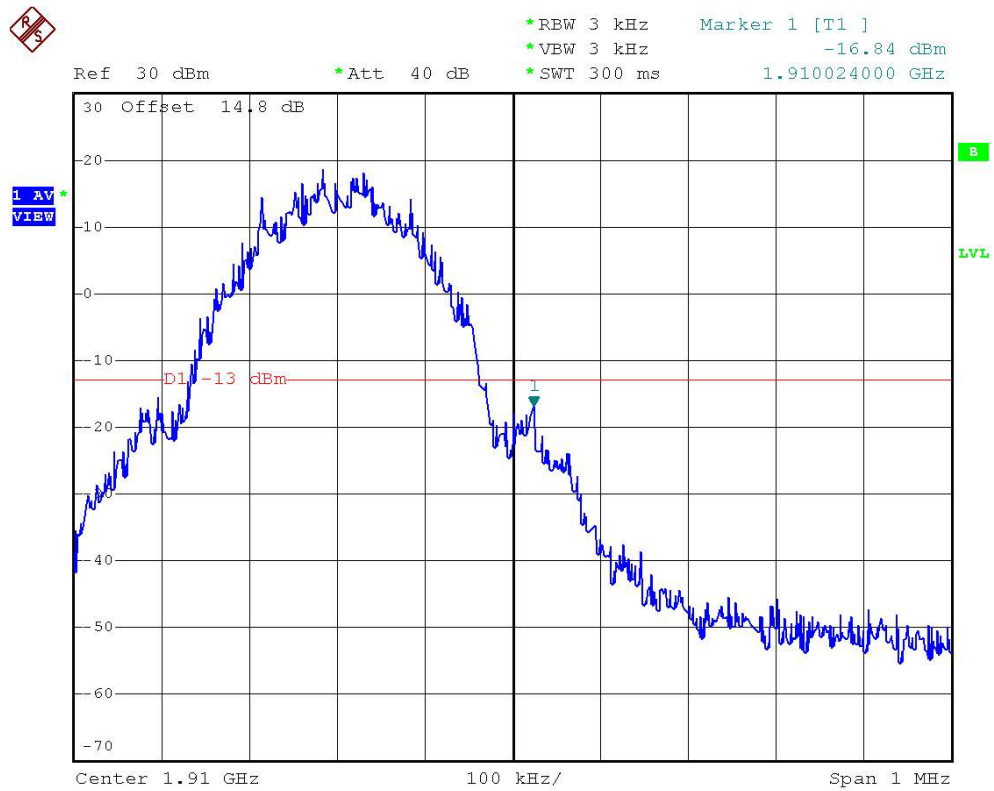
Date: 3.OCT.2004 19:27:10

Power: HIGH
Modulation: GSM 1900
99% BANDWIDTH

SPORTON International Inc.
TEL : 886-2-2696-2468
FAX : 886-2-2696-2255

FCC ID M9H95S2004
Page No. 21 of 46
Issued Date Oct. 04, 2004

Name of Test: Emission Masks (Occupied Bandwidth)
State 2:High Power



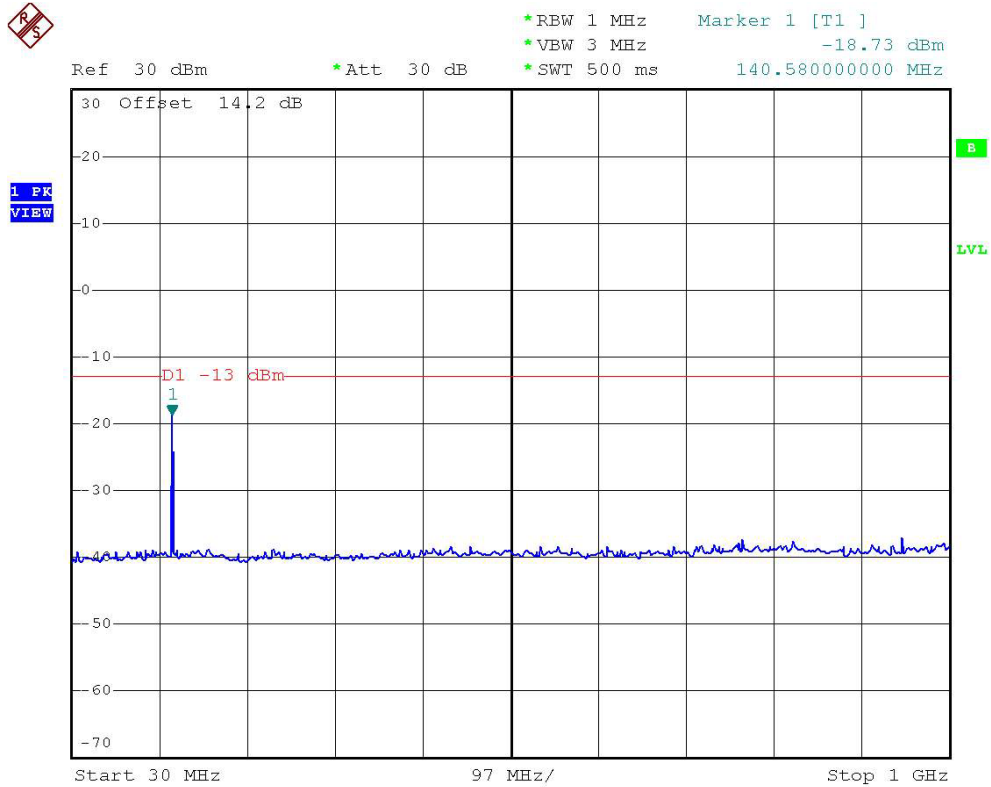
Date: 3.OCT.2004 19:32:29

Power: HIGH
Modulation: GSM 1900
UPPER BAND EDGE

FCC TEST REPORT

Report No. : FG492412

Name of Test: Conducted Spurious Emission
GSM 1900 CH661
30M-1G



Date: 3.OCT.2004 19:45:14

SPORTON International Inc.
TEL : 886-2-2696-2468
FAX : 886-2-2696-2255

FCC ID M9H95S2004
Page No. 23 of 46
Issued Date Oct. 04, 2004