

Trouble Shooting

1. If Puppy Magic's responses stop, slow down or become erratic, try one or more of the following steps as necessary:
 - check to see if the batteries have been installed correctly.
 - switch Puppy Magic off/on to reset.
 - replace batteries with new ones, if necessary, and switch Puppy Magic off/on to reset.
2. For correct responses, make sure that puppies and feeding dish are in proper range (3"-4") of the front of Mommy's muzzle.
3. To prevent accidental activation, we suggest shutting off the toy, and/or removing the batteries, when the toy is not in use for a long period of time.

Easy Care Instructions

1. If Mommy, puppies or feeding dish gets soiled, surface wash with a damp cloth only, then air dry.
2. Do not submerge Mommy, puppies or feeding dish in water.
3. Hand wash other accessories with mild soap, then air dry.

Note to Parents

Before giving to child, please remove all plastic fasteners

PLEASE RETAIN THIS INSTRUCTION SHEET FOR FUTURE REFERENCE

BATTERY CAUTION:

1. Non-rechargeable batteries are not to be recharged.
2. Rechargeable batteries are to be removed from the toy before being charged (if removable).
3. Rechargeable batteries are only to be charged under adult supervision (if removable).
4. Different types of batteries, or new and used are not to be mixed.
5. Only batteries of the same or equivalent types as recommended are to be used.
6. Batteries are to be inserted with correct polarity.
7. Exhausted batteries are to be removed from the toy.
8. The supply terminals are not to be short-circuited.
9. Always use alkaline batteries.
10. Remove batteries before storing.

COMPLIANCE WITH FCC REGULATIONS
This device complies with part 15 of the FCC Rules. Operation is subject to the following two conditions: (1) This device may not cause harmful interference, and (2) this device must accept any interference received, including interference that may cause undesired operation.

NOTE: This equipment has been tested and found to comply with the limits for a Class B digital device, pursuant to Part 15 of the FCC Rules. These limits are designed to provide reasonable protection against harmful interference in a residential installation. This equipment generates, uses, and can radiate radio frequency energy and, if not installed and used in accordance with the instructions, may cause harmful interference to radio communications. However, there is no guarantee that interference will not occur in a particular installation. If this equipment does cause harmful interference to radio or television reception, which can be determined by turning the equipment off and on, the user is encouraged to try and correct the interference by one or more of the following measures:
- Reorient or locate the receiving antenna.
- Increase the separation between the equipment and receiver.
- Connect the equipment into an outlet on a circuit different from that to which the receiver is connected.
- Consult the dealer or an experienced radio/TV technician for help.
If the digital device portion is also a PC peripheral then the Declaration of Conformity should be included in the manual.

CAUTION: FCC Regulations state that any changes or modifications to this product, not expressly approved by the party responsible for compliance, could void the user's authority to operate.

Meets or exceeds all safety requirements of ASTM F963.
We constantly improve and update our products. Sometimes, as a result of these improvements, what is seen on the package may differ somewhat in color and content from the product inside.
Toy Biz, a division of Marvel Enterprises, Inc.
TM and © 2000 Marvel Enterprises, Inc. All rights reserved.
PUPPY MAGIC is a trademark of Marvel Enterprises, Inc.
Toy Biz, Inc. NYC 10017
Printed in China.




Toy Biz Toll Free
Customer Service Number
1-800-634-7539

Instructions

Ages 3 and Up
Asst. No. 33540

Requires 4 "AA" batteries
(not included)



Puppy Magic needs your help to take care of her family of three!
With its real-life like features and lots of puppy-themed accessories, the fun never ends with Puppy Magic!

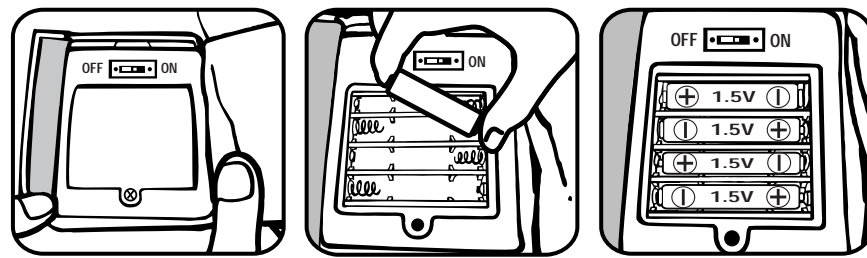


Puppy Magic comes with:

- Mommy • three puppies • Mommy collar with medallion • three puppy I.D. collars
- sticker sheet with I.D. labels • feeding dish • squeaky ball • toy bone
- scented toy slipper • grooming brush • blanket

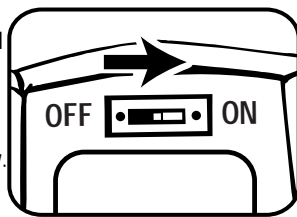
Battery Installation:

Open flap on Mommy's belly and carefully unscrew the back of the battery box with a Phillips head screwdriver. Insert 4 "AA" batteries as indicated. Replace cover and tighten screw. Close flap.



To Activate Puppy Magic:

Open flap on Mommy's belly and move switch on battery box to "ON" position. Mommy will make a happy bark sound to let you know she's ready to play.



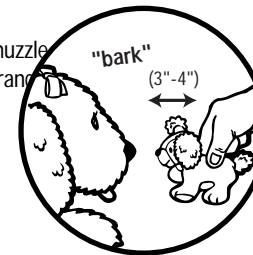
Puppy Features:

Squeeze bellies of puppies for a special action from each one.

Puppy	Squeeze	Action	Accessory
Ear Extension	Belly	Ear Wiggle	Squeaky Ball
Tail Extension	Belly	Tail Wag	Bone
Fabric Nose	Belly	Sniffing	Scented Slipper


Puppy Recognition Feature:

Move a puppy within range (3"-4") of the front of Mommy's muzzle and Mommy will bark its name once. Move the puppy out of range and after a two-second pause, Mommy will begin to whine. (Mommy makes a different whine for each puppy.)



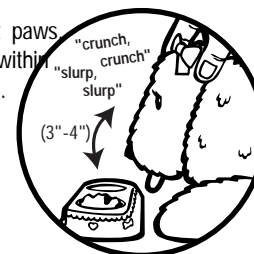
Nursing Feature:

To feed a puppy, place its nose against any one of the heart-shaped buttons on Mommy's side to hear a nursing sound. **NOTE:** When the puppy is removed, the sound will stop.



Mommy Eating Feature:

Place feeding dish between Mommy's front paws. Push the front of Mommy's muzzle down within range (3"-4") of center top of feeding dish. Alternating drinking/crunching sounds are heard as the front of Mommy's muzzle is moved in and out of range.



"Sleeping" Feature:

Bring all the puppies (one at a time) within range (3"-4") of the front of Mommy's muzzle (one directly in front, one coming in from either side, is best). After she barks all three of her puppies' names in a row, Mommy will then bark "goodnight" and begin to snore. The puppies can then be snuggled under/around Mommy.



Automatic "Power Down" Feature:

Mommy will automatically "power down" for two reasons:

- after she goes to sleep.
 - when she has not been played with for one minute: barks after 30 seconds, barks again after one minute, then goes into "power down" mode.
- in both cases Mommy can be reactivated by giving her a