

	Document <b>Appendix B for the BlackBerry® Smartphone Model RFQ111LW SAR Report</b>			Page <b>1(107)</b>
	Author Data <b>Andrew Becker</b>	Dates of Test <b>Apr 02 - May 14, 2013</b>	Test Report No <b>RTS-6026-1305-18</b>	FCC ID: <b>L6ARFQ110LW</b>

**APPENDIX B: SAR DISTRIBUTION PLOTS FOR HEAD CONFIGURATION**

	Document <b>Appendix B for the BlackBerry® Smartphone Model RFQ111LW SAR Report</b>			Page <b>2(107)</b>
	Author Data <b>Andrew Becker</b>	Dates of Test <b>Apr 02 - May 14, 2013</b>	Test Report No <b>RTS-6026-1305-18</b>	FCC ID: <b>L6ARFQ110LW</b>

# LTE Band 25

	Document <b>Appendix B for the BlackBerry® Smartphone Model RFQ111LW SAR Report</b>			Page <b>3(107)</b>
	Author Data <b>Andrew Becker</b>	Dates of Test <b>Apr 02 - May 14, 2013</b>	Test Report No <b>RTS-6026-1305-18</b>	FCC ID: <b>L6ARFQ110LW</b>

Date: 4/5/2013

Test Lab: RIM Testing Services

**DUT Name: BlackBerry Smartphone, Type: Sample , Serial: 333CB445**

**Configuration: Right-Hand-Side HSL - LTE Band 25**

Communication System: LTE band 25; Communication System Band: LTE band 25; Frequency: 1905 MHz

Medium Parameters used:  $f=1905$  MHz;  $\sigma = 1.463$  S/m;  $\epsilon_r = 38.427$ ;  $\rho = 1.000$  g/cm<sup>3</sup>

Phantom section: Right Section

**DASY Configuration:**

- Probe: ES3DV3 - SN3225; ConvF: (5.35,5.35,5.35); Calibrated: 1/10/2013;
- Sensor-Surface: 3 mm (Mechanical Surface Detection)
- Electronics: DAE4 Sn881; Calibrated: 1/14/2013
- Phantom: SAM 1; Type: SAM 4.0; Serial: 1076
- DASY52 52.8.4(1052); SEMCAD X Version 14.6.8 (7028)

**Right-Hand-Side HSL - LTE Band 25/Touch Position -**

**LTE\_Band\_25\_chan26590\_RB1\_Off99\_amb\_temp\_23.3C\_liq\_temp\_22.5C/Area Scan**

**(61x91x1):** Interpolated grid: dx=1.500 mm, dy=1.500 mm

Maximum value of SAR (interpolated) = 0.568 W/kg

**Right-Hand-Side HSL - LTE Band 25/Touch Position -**


**LTE\_Band\_25\_chan26590\_RB1\_Off99\_amb\_temp\_23.3C\_liq\_temp\_22.5C/Zoom Scan**

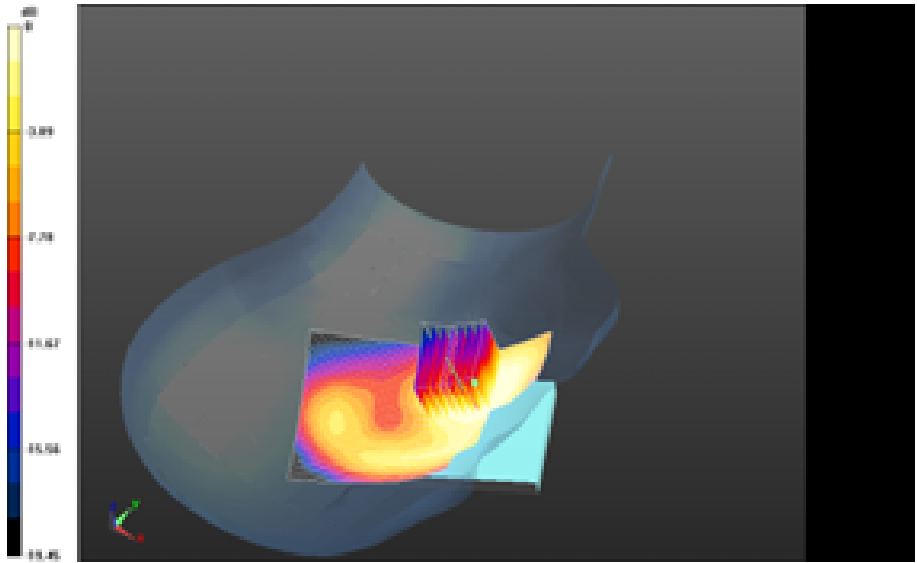
**(41x36x36)/Cube 0:** Interpolated grid: dx=1.000 mm, dy=1.000 mm, dz=1.000 mm

Reference Value = 20.196 V/m; **Power Drift = -0.00791 dB**


**Averaged SAR: SAR(1g) = 0.451 W/kg; SAR(10g) = 0.274 W/kg**

Maximum value of SAR (interpolated) = 0.776 W/kg

	Document <b>Appendix B for the BlackBerry® Smartphone Model RFQ111LW SAR Report</b>			Page <b>4(107)</b>
	Author Data <b>Andrew Becker</b>	Dates of Test <b>Apr 02 - May 14, 2013</b>	Test Report No <b>RTS-6026-1305-18</b>	FCC ID: <b>L6ARFQ110LW</b>



0 dB = 0.493 W/kg = -3.07 dBW/kg

	Document <b>Appendix B for the BlackBerry® Smartphone Model RFQ111LW SAR Report</b>			Page <b>5(107)</b>
	Author Data <b>Andrew Becker</b>	Dates of Test <b>Apr 02 - May 14, 2013</b>	Test Report No <b>RTS-6026-1305-18</b>	FCC ID: <b>L6ARFQ110LW</b>

**Right-Hand-Side HSL - LTE Band 25/Touch Position -**

**LTE\_Band\_25\_chan26590\_RB50\_Off50\_amb\_temp\_23.3C\_liq\_temp\_22.5C 2/Area Scan (61x91x1):** Interpolated grid: dx=1.500 mm, dy=1.500 mm  
Maximum value of SAR (interpolated) = 0.498 W/kg

**Right-Hand-Side HSL - LTE Band 25/Touch Position -**

**LTE\_Band\_25\_chan26590\_RB50\_Off50\_amb\_temp\_23.3C\_liq\_temp\_22.5C 2/Zoom Scan (41x36x36)/Cube 0:** Interpolated grid: dx=1.000 mm, dy=1.000 mm, dz=1.000 mm  
Reference Value = 19.188 V/m; **Power Drift = -0.026 dB**

**Averaged SAR: SAR(1g) = 0.407 W/kg; SAR(10g) = 0.239 W/kg**

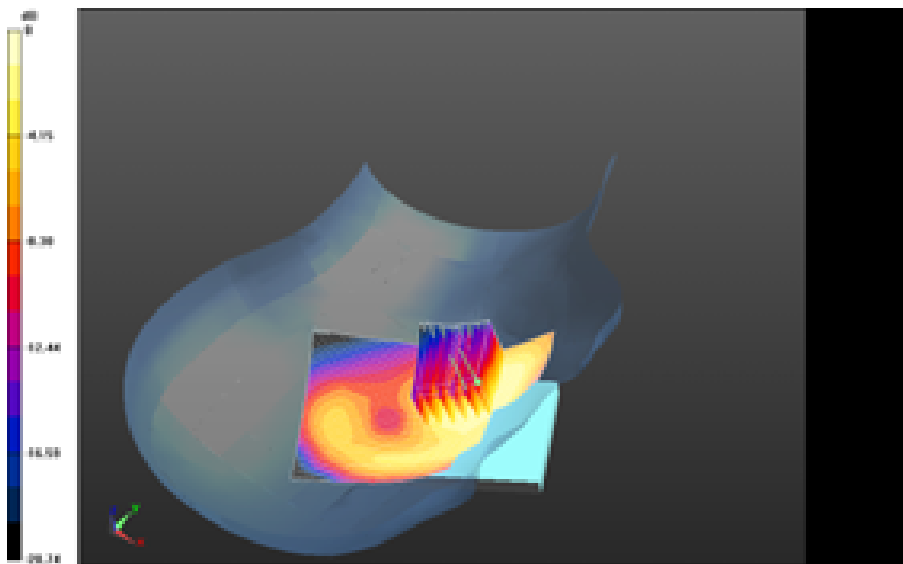
Maximum value of SAR (interpolated) = 0.729 W/kg

**Right-Hand-Side HSL - LTE Band 25/Touch Position -**


**LTE\_Band\_25\_chan26590\_RB50\_Off50\_amb\_temp\_23.3C\_liq\_temp\_22.5C 2/Zoom Scan 2 (31x26x36)/Cube 0:** Interpolated grid: dx=1.500 mm, dy=1.500 mm, dz=1.000 mm  
Reference Value = 19.188 V/m; **Power Drift = 0.00717 dB**

**Averaged SAR: SAR(1g) = 0.401 W/kg; SAR(10g) = 0.238 W/kg**

Maximum value of SAR (interpolated) = 0.691 W/kg



0 dB = 0.493 W/kg = -3.07 dBW/kg

	Document <b>Appendix B for the BlackBerry® Smartphone Model RFQ111LW SAR Report</b>			Page <b>6(107)</b>
	Author Data <b>Andrew Becker</b>	Dates of Test <b>Apr 02 - May 14, 2013</b>	Test Report No <b>RTS-6026-1305-18</b>	FCC ID: <b>L6ARFQ110LW</b>

Date: 4/12/2013

Test Lab: RIM Testing Services

**DUT Name: BlackBerry Smartphone, Type: Sample , Serial: 333CB445**

**Configuration: Right-Hand-Side HSL Tilt - LTE Band 25**

Communication System: LTE band 25; Communication System Band: LTE band 25; Frequency: 1905 MHz

Medium Parameters used:  $f=1905$  MHz;  $\sigma = 1.426$  S/m;  $\epsilon_r = 39.453$ ;  $\rho = 1.000$  g/cm<sup>3</sup>

Phantom section: Right Section

**DASY Configuration:**

- Probe: ES3DV3 - SN3225; ConvF: (5.35,5.35,5.35); Calibrated: 1/10/2013;
- Sensor-Surface: 3 mm (Mechanical Surface Detection)
- Electronics: DAE4 Sn881; Calibrated: 1/14/2013
- Phantom: SAM 1; Type: SAM 4.0; Serial: 1076
- DASY52 52.8.4(1052); SEMCAD X Version 14.6.8 (7028)

**Right-Hand-Side HSL Tilt - LTE Band 25/Tilt Position -**

**LTE\_Band\_25\_chan26590\_RB1\_Off99\_amb\_temp\_23.5C\_liq\_temp\_22.3C/Area Scan**

**(61x91x1):** Interpolated grid: dx=1.500 mm, dy=1.500 mm

Maximum value of SAR (interpolated) = 0.384 W/kg

**Right-Hand-Side HSL Tilt - LTE Band 25/Tilt Position -**


**LTE\_Band\_25\_chan26590\_RB1\_Off99\_amb\_temp\_23.5C\_liq\_temp\_22.3C/Zoom Scan**

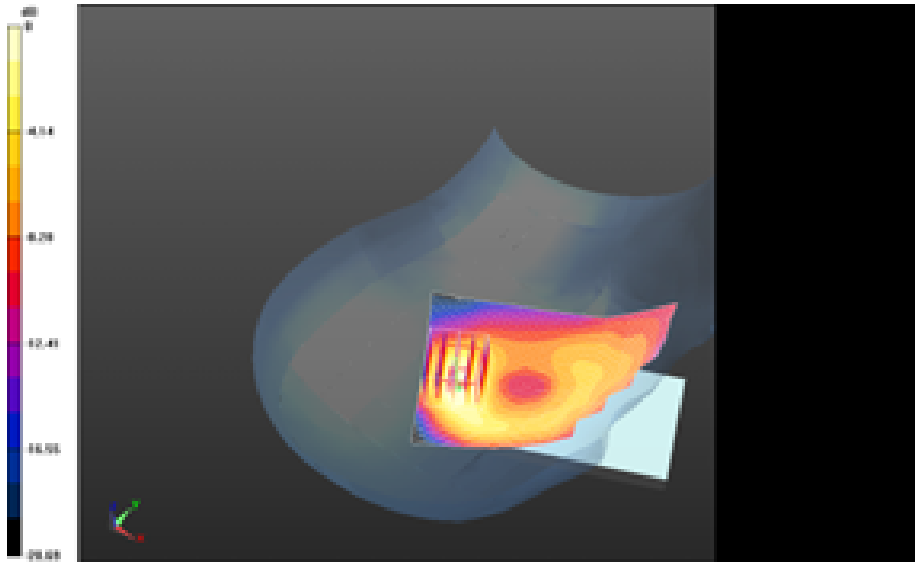
**(21x21x36)/Cube 0:** Interpolated grid: dx=1.500 mm, dy=1.500 mm, dz=1.000 mm

Reference Value = 14.993 V/m; **Power Drift = 0.368 dB**


**Averaged SAR: SAR(1g) = 0.305 W/kg; SAR(10g) = 0.167 W/kg**

Maximum value of SAR (interpolated) = 0.495 W/kg

	Document <b>Appendix B for the BlackBerry® Smartphone Model RFQ111LW SAR Report</b>			Page <b>7(107)</b>
	Author Data <b>Andrew Becker</b>	Dates of Test <b>Apr 02 - May 14, 2013</b>	Test Report No <b>RTS-6026-1305-18</b>	FCC ID: <b>L6ARFQ110LW</b>



0 dB = 0.374 W/kg = -4.27 dBW/kg

	Document <b>Appendix B for the BlackBerry® Smartphone Model RFQ111LW SAR Report</b>			Page <b>8(107)</b>
	Author Data <b>Andrew Becker</b>	Dates of Test <b>Apr 02 - May 14, 2013</b>	Test Report No <b>RTS-6026-1305-18</b>	FCC ID: <b>L6ARFQ110LW</b>

Date: 4/5/2013

Test Lab: RIM Testing Services

**DUT Name: BlackBerry Smartphone, Type: Sample , Serial: 333CB445**

**Configuration: Left-Hand-Side HSL - LTE Band 25**

Communication System: LTE band 25; Communication System Band: LTE band 25; Frequency: 1905 MHz

Medium Parameters used:  $f=1905$  MHz;  $\sigma = 1.463$  S/m;  $\epsilon_r = 38.427$ ;  $\rho = 1.000$  g/cm<sup>3</sup>

Phantom section: Left Section

**DASY Configuration:**

- Probe: ES3DV3 - SN3225; ConvF: (5.35,5.35,5.35); Calibrated: 1/10/2013;
- Sensor-Surface: 3 mm (Mechanical Surface Detection)
- Electronics: DAE4 Sn881; Calibrated: 1/14/2013
- Phantom: SAM 1; Type: SAM 4.0; Serial: 1076
- DASY52 52.8.4(1052); SEMCAD X Version 14.6.8 (7028)

**Left-Hand-Side HSL - LTE Band 25/Touch Position -**

**LTE\_Band\_25\_chan26590\_RB1\_Off99\_amb\_temp\_23.3C\_liq\_temp\_22.4C/Area Scan**

**(61x91x1):** Interpolated grid: dx=1.500 mm, dy=1.500 mm

Maximum value of SAR (interpolated) = 0.623 W/kg

**Left-Hand-Side HSL - LTE Band 25/Touch Position -**

**LTE\_Band\_25\_chan26590\_RB1\_Off99\_amb\_temp\_23.3C\_liq\_temp\_22.4C/Zoom Scan**


**(26x26x36)/Cube 0:** Interpolated grid: dx=1.500 mm, dy=1.500 mm, dz=1.000 mm

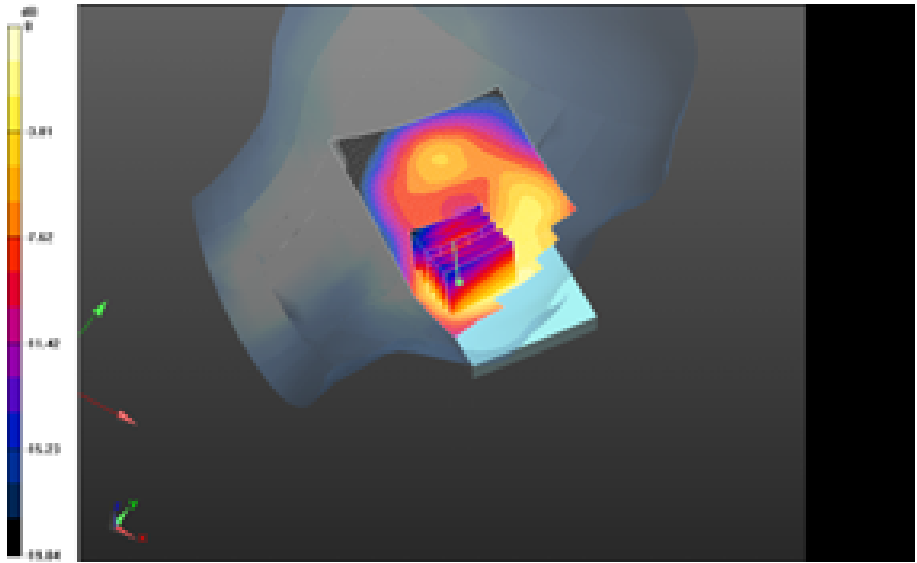
Reference Value = 12.003 V/m; **Power Drift = 0.342 dB**

**Averaged SAR: SAR(1g) = 0.553 W/kg; SAR(10g) = 0.326 W/kg**


Maximum value of SAR (interpolated) = 0.860 W/kg



	Document <b>Appendix B for the BlackBerry® Smartphone Model RFQ111LW SAR Report</b>			Page <b>9(107)</b>
	Author Data <b>Andrew Becker</b>	Dates of Test <b>Apr 02 - May 14, 2013</b>	Test Report No <b>RTS-6026-1305-18</b>	FCC ID: <b>L6ARFQ110LW</b>



0 dB = 0.659 W/kg = -1.81 dBW/kg

	Document <b>Appendix B for the BlackBerry® Smartphone Model RFQ111LW SAR Report</b>			Page <b>10(107)</b>
	Author Data <b>Andrew Becker</b>	Dates of Test <b>Apr 02 - May 14, 2013</b>	Test Report No <b>RTS-6026-1305-18</b>	FCC ID: <b>L6ARFQ110LW</b>

**Left-Hand-Side HSL - LTE Band 25/Touch Position -**

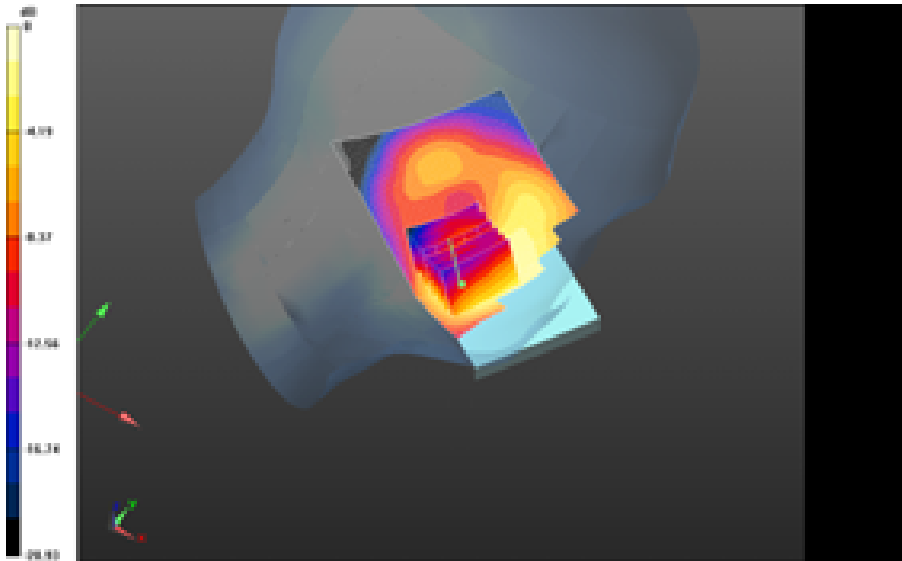
**LTE\_Band\_25\_chan26590\_RB50\_Off50\_amb\_temp\_23.3C\_liq\_temp\_22.5C/Area Scan (61x91x1):** Interpolated grid: dx=1.500 mm, dy=1.500 mm  
Maximum value of SAR (interpolated) = 0.513 W/kg

**Left-Hand-Side HSL - LTE Band 25/Touch Position -**


**LTE\_Band\_25\_chan26590\_RB50\_Off50\_amb\_temp\_23.3C\_liq\_temp\_22.5C/Zoom Scan (26x26x36)/Cube 0:** Interpolated grid: dx=1.500 mm, dy=1.500 mm, dz=1.000 mm  
Reference Value = 10.399 V/m; **Power Drift = -0.020 dB**

**Averaged SAR: SAR(1g) = 0.476 W/kg; SAR(10g) = 0.280 W/kg**

Maximum value of SAR (interpolated) = 0.759 W/kg



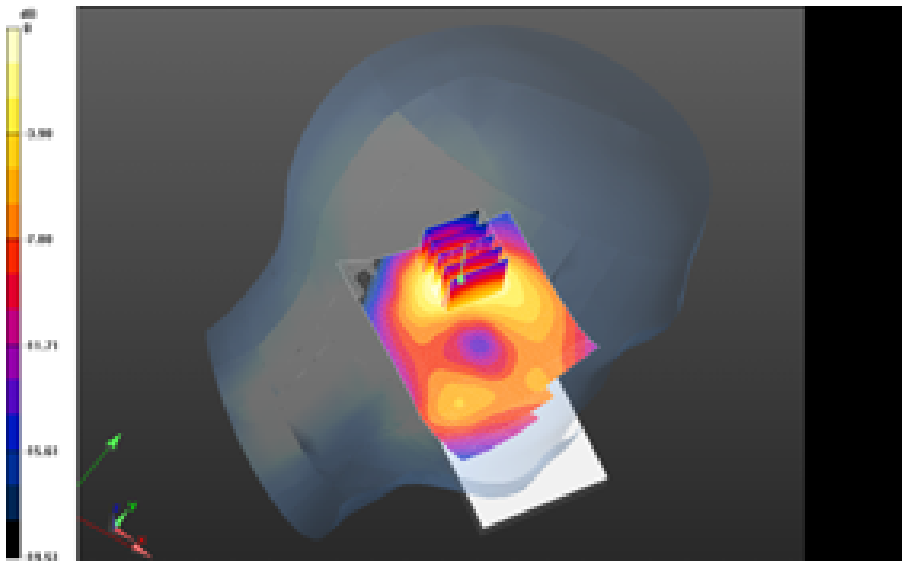
0 dB = 0.659 W/kg = -1.81 dBW/kg

	Document <b>Appendix B for the BlackBerry® Smartphone Model RFQ111LW SAR Report</b>			Page <b>11(107)</b>
	Author Data <b>Andrew Becker</b>	Dates of Test <b>Apr 02 - May 14, 2013</b>	Test Report No <b>RTS-6026-1305-18</b>	FCC ID: <b>L6ARFQ110LW</b>


**Left-Hand-Side HSL - LTE Band 25/Tilt Position -  
LTE\_Band\_25\_chan26590\_RB1\_Off99\_amb\_temp\_23.3C\_liq\_temp\_22.4C/Area Scan  
(61x91x1):** Interpolated grid: dx=1.500 mm, dy=1.500 mm  
Maximum value of SAR (interpolated) = 0.408 W/kg

**Left-Hand-Side HSL - LTE Band 25/Tilt Position -  
LTE\_Band\_25\_chan26590\_RB1\_Off99\_amb\_temp\_23.3C\_liq\_temp\_22.4C/Zoom Scan  
(21x21x36)/Cube 0:** Interpolated grid: dx=1.500 mm, dy=1.500 mm, dz=1.000 mm  
Reference Value = 13.736 V/m; **Power Drift = 0.079 dB**

**Averaged SAR: SAR(1g) = 0.286 W/kg; SAR(10g) = 0.158 W/kg**  
Maximum value of SAR (interpolated) = 0.467 W/kg



0 dB = 0.561 W/kg = -2.51 dBW/kg

	Document <b>Appendix B for the BlackBerry® Smartphone Model RFQ111LW SAR Report</b>			Page <b>12(107)</b>
	Author Data <b>Andrew Becker</b>	Dates of Test <b>Apr 02 - May 14, 2013</b>	Test Report No <b>RTS-6026-1305-18</b>	FCC ID: <b>L6ARFQ110LW</b>

Date: 4/12/2013

Test Lab: RIM Testing Services

**DUT Name: BlackBerry Smartphone, Type: Sample , Serial: 333CB445**

**Configuration: Left-Hand-Side HSL 2100mA Battery - LTE Band 25**

Communication System: LTE band 25; Communication System Band: LTE band 25; Frequency: 1905 MHz

Medium Parameters used:  $f=1905$  MHz;  $\sigma = 1.426$  S/m;  $\epsilon_r = 39.453$ ;  $\rho = 1.000$  g/cm<sup>3</sup>

Phantom section: Left Section

**DASY Configuration:**

- Probe: ES3DV3 - SN3225; ConvF: (5.35,5.35,5.35); Calibrated: 1/10/2013;
- Sensor-Surface: 3 mm (Mechanical Surface Detection)
- Electronics: DAE4 Sn881; Calibrated: 1/14/2013
- Phantom: SAM 1; Type: SAM 4.0; Serial: 1076
- DASY52 52.8.4(1052); SEMCAD X Version 14.6.8 (7028)

**Left-Hand-Side HSL 2100mA Battery - LTE Band 25/Touch Position -**

**LTE\_Band\_25\_chan26590\_RB1\_Off99\_amb\_temp\_23.6C\_liq\_temp\_22.3C\_2100mA\_Battery/Area Scan (61x91x1):** Interpolated grid: dx=1.500 mm, dy=1.500 mm

Maximum value of SAR (interpolated) = 0.657 W/kg


**Left-Hand-Side HSL 2100mA Battery - LTE Band 25/Touch Position -**

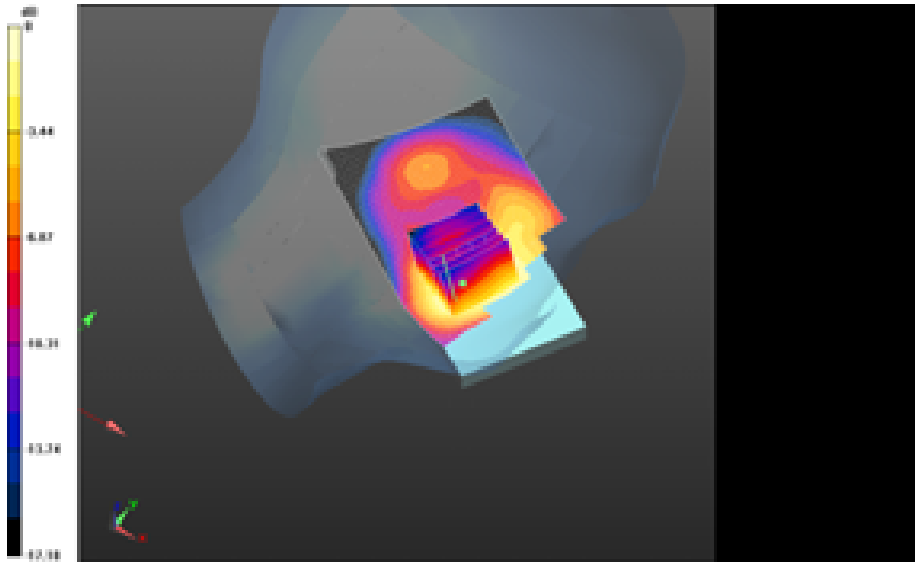
**LTE\_Band\_25\_chan26590\_RB1\_Off99\_amb\_temp\_23.6C\_liq\_temp\_22.3C\_2100mA\_Battery /Zoom Scan (26x26x36)/Cube 0:** Interpolated grid: dx=1.500 mm, dy=1.500 mm, dz=1.000 mm

Reference Value = 11.410 V/m; **Power Drift = 0.032 dB**


**Averaged SAR: SAR(1g) = 0.562 W/kg; SAR(10g) = 0.340 W/kg**

Maximum value of SAR (interpolated) = 0.868 W/kg


	Document <b>Appendix B for the BlackBerry® Smartphone Model RFQ111LW SAR Report</b>			Page <b>13(107)</b>
	Author Data <b>Andrew Becker</b>	Dates of Test <b>Apr 02 - May 14, 2013</b>	Test Report No <b>RTS-6026-1305-18</b>	FCC ID: <b>L6ARFQ110LW</b>



0 dB = 0.642 W/kg = -1.92 dBW/kg

	Document <b>Appendix B for the BlackBerry® Smartphone Model RFQ111LW SAR Report</b>			Page <b>14(107)</b>
	Author Data <b>Andrew Becker</b>	Dates of Test <b>Apr 02 - May 14, 2013</b>	Test Report No <b>RTS-6026-1305-18</b>	FCC ID: <b>L6ARFQ110LW</b>

# SVLTE Band 25

	Document <b>Appendix B for the BlackBerry® Smartphone Model RFQ111LW SAR Report</b>			Page <b>15(107)</b>
	Author Data <b>Andrew Becker</b>	Dates of Test <b>Apr 02 - May 14, 2013</b>	Test Report No <b>RTS-6026-1305-18</b>	FCC ID: <b>L6ARFQ110LW</b>

Date: 4/15/2013

Test Lab: RIM Testing Services

**DUT Name: BlackBerry Smartphone, Type: Sample , Serial: 333CB46A**

**Configuration: Right-Hand-Side HSL - SVLTE Band 25**

Communication System: LTE band 25; Communication System Band: LTE band 25; Frequency: 1905 MHz

Medium Parameters used:  $f=1905$  MHz;  $\sigma = 1.395$  S/m;  $\epsilon_r = 38.512$ ;  $\rho = 1.000$  g/cm<sup>3</sup>

Phantom section: Right Section

**DASY Configuration:**

- Probe: ES3DV3 - SN3225; ConvF: (5.35,5.35,5.35); Calibrated: 1/10/2013;
- Sensor-Surface: 3 mm (Mechanical Surface Detection)
- Electronics: DAE4 Sn881; Calibrated: 1/14/2013
- Phantom: SAM 1; Type: SAM 4.0; Serial: 1076
- DASY52 52.8.4(1052); SEMCAD X Version 14.6.8 (7028)

**Right-Hand-Side HSL - SVLTE Band 25/Touch Position -**

**LTE\_Band\_25\_chan26590\_RB1\_Off99\_amb\_temp\_23.3C\_liq\_temp\_22.5C/Area Scan**

**(61x91x1):** Interpolated grid: dx=1.500 mm, dy=1.500 mm

Maximum value of SAR (interpolated) = 0.184 W/kg

**Right-Hand-Side HSL - SVLTE Band 25/Touch Position -**

**LTE\_Band\_25\_chan26590\_RB1\_Off99\_amb\_temp\_23.3C\_liq\_temp\_22.5C/Zoom Scan**

**(41x36x36)/Cube 0:** Interpolated grid: dx=1.000 mm, dy=1.000 mm, dz=1.000 mm

Reference Value = 10.724 V/m; **Power Drift = 0.133 dB**

**Averaged SAR: SAR(1g) = 0.150 W/kg; SAR(10g) = 0.0864 W/kg**

Maximum value of SAR (interpolated) = 0.282 W/kg

**Right-Hand-Side HSL - SVLTE Band 25/Touch Position -**


**LTE\_Band\_25\_chan26590\_RB1\_Off99\_amb\_temp\_23.3C\_liq\_temp\_22.5C/Zoom Scan 2**

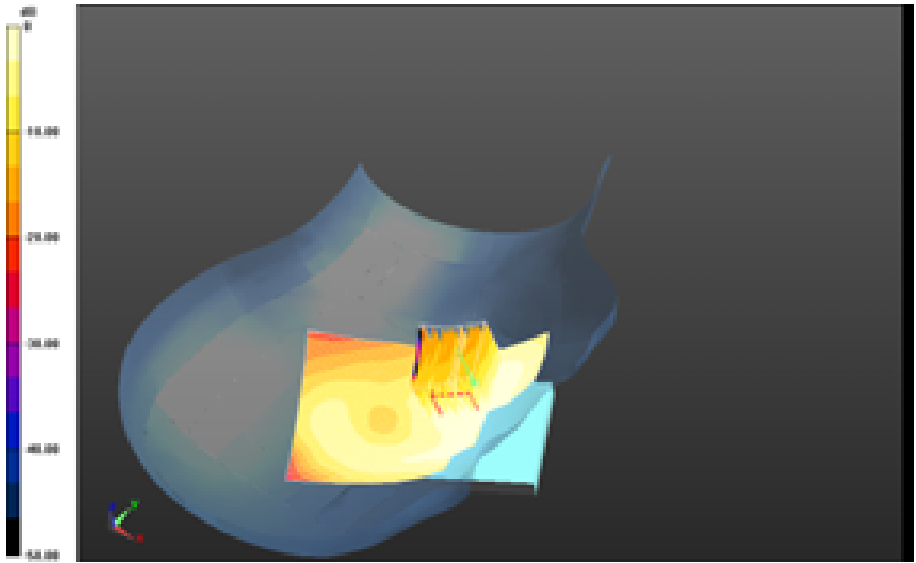
**(26x26x36)/Cube 0:** Interpolated grid: dx=1.500 mm, dy=1.500 mm, dz=1.000 mm

Reference Value = 10.724 V/m; **Power Drift = 0.096 dB**

**Averaged SAR: SAR(1g) = 0.159 W/kg; SAR(10g) = 0.0908 W/kg**


Maximum value of SAR (interpolated) = 0.310 W/kg

	Document <b>Appendix B for the BlackBerry® Smartphone Model RFQ111LW SAR Report</b>			Page <b>16(107)</b>
Author Data <b>Andrew Becker</b>	Dates of Test <b>Apr 02 - May 14, 2013</b>	Test Report No <b>RTS-6026-1305-18</b>	FCC ID: <b>L6ARFQ110LW</b>	IC <b>2503A-RFQ110LW</b>



0 dB = 0.186 W/kg = -7.30 dBW/kg



	Document <b>Appendix B for the BlackBerry® Smartphone Model RFQ111LW SAR Report</b>			Page <b>17(107)</b>
	Author Data <b>Andrew Becker</b>	Dates of Test <b>Apr 02 - May 14, 2013</b>	Test Report No <b>RTS-6026-1305-18</b>	FCC ID: <b>L6ARFQ110LW</b>

**Right-Hand-Side HSL - SVLTE Band 25/Touch Position -**

**LTE\_Band\_25\_chan26590\_RB50\_Off50\_amb\_temp\_23.3C\_liq\_temp\_22.5C 2/Area Scan (61x91x1):** Interpolated grid: dx=1.500 mm, dy=1.500 mm  
Maximum value of SAR (interpolated) = 0.197 W/kg

**Right-Hand-Side HSL - SVLTE Band 25/Touch Position -**

**LTE\_Band\_25\_chan26590\_RB50\_Off50\_amb\_temp\_23.3C\_liq\_temp\_22.5C 2/Zoom Scan (41x36x36)/Cube 0:** Interpolated grid: dx=1.000 mm, dy=1.000 mm, dz=1.000 mm  
Reference Value = 11.717 V/m; **Power Drift = 0.036 dB**

**Averaged SAR: SAR(1g) = 0.152 W/kg; SAR(10g) = 0.0854 W/kg**


Maximum value of SAR (interpolated) = 0.263 W/kg

**Right-Hand-Side HSL - SVLTE Band 25/Touch Position -**


**LTE\_Band\_25\_chan26590\_RB50\_Off50\_amb\_temp\_23.3C\_liq\_temp\_22.5C 2/Zoom Scan 2 (36x36x36)/Cube 0:** Interpolated grid: dx=1.500 mm, dy=1.500 mm, dz=1.000 mm  
Reference Value = 11.717 V/m; **Power Drift = 0.0019 dB**

**Averaged SAR: SAR(1g) = 0.153 W/kg; SAR(10g) = 0.0838 W/kg**

Maximum value of SAR (interpolated) = 0.317 W/kg




0 dB = 0.186 W/kg = -7.30 dBW/kg

	Document <b>Appendix B for the BlackBerry® Smartphone Model RFQ111LW SAR Report</b>			Page <b>18(107)</b>
	Author Data <b>Andrew Becker</b>	Dates of Test <b>Apr 02 - May 14, 2013</b>	Test Report No <b>RTS-6026-1305-18</b>	FCC ID: <b>L6ARFQ110LW</b>


**Right-Hand-Side HSL - SVLTE Band 25/Touch Position -  
LTE\_Band\_25\_chan26590\_RB100\_Off0\_amb\_temp\_23.3C\_liq\_temp\_22.5C/Area Scan  
(61x91x1):** Interpolated grid: dx=1.500 mm, dy=1.500 mm  
Maximum value of SAR (interpolated) = 0.174 W/kg

**Right-Hand-Side HSL - SVLTE Band 25/Touch Position -  
LTE\_Band\_25\_chan26590\_RB100\_Off0\_amb\_temp\_23.3C\_liq\_temp\_22.5C/Zoom Scan  
(36x36x36)/Cube 0:** Interpolated grid: dx=1.000 mm, dy=1.000 mm, dz=1.000 mm  
Reference Value = 10.529 V/m; **Power Drift = 0.048 dB**

**Averaged SAR: SAR(1g) = 0.147 W/kg; SAR(10g) = 0.0836 W/kg**  
Maximum value of SAR (interpolated) = 0.266 W/kg



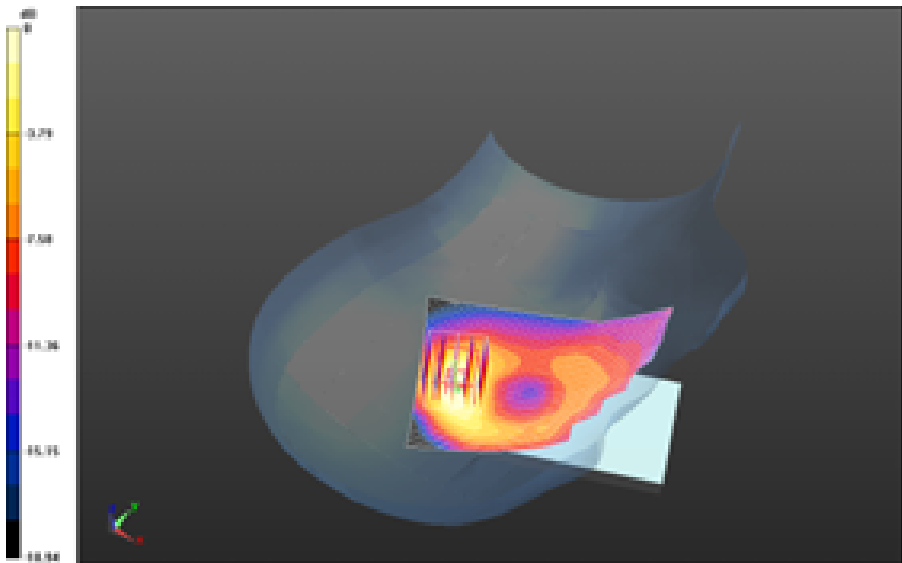
0 dB = 0.171 W/kg = -7.67 dBW/kg

	Document <b>Appendix B for the BlackBerry® Smartphone Model RFQ111LW SAR Report</b>			Page <b>19(107)</b>
	Author Data <b>Andrew Becker</b>	Dates of Test <b>Apr 02 - May 14, 2013</b>	Test Report No <b>RTS-6026-1305-18</b>	FCC ID: <b>L6ARFQ110LW</b>


**Right-Hand-Side HSL - SVLTE Band 25/Tilt Position -  
LTE\_Band\_25\_chan26590\_RB100\_Off0\_amb\_temp\_23.3C\_liq\_temp\_22.5C/Area Scan  
(61x91x1):** Interpolated grid: dx=1.500 mm, dy=1.500 mm  
Maximum value of SAR (interpolated) = 0.132 W/kg

**Right-Hand-Side HSL - SVLTE Band 25/Tilt Position -  
LTE\_Band\_25\_chan26590\_RB100\_Off0\_amb\_temp\_23.3C\_liq\_temp\_22.5C/Zoom Scan  
(21x21x36)/Cube 0:** Interpolated grid: dx=1.500 mm, dy=1.500 mm, dz=1.000 mm  
Reference Value = 9.159 V/m; **Power Drift = 0.064 dB**

**Averaged SAR: SAR(1g) = 0.103 W/kg; SAR(10g) = 0.0572 W/kg**  
Maximum value of SAR (interpolated) = 0.172 W/kg



0 dB = 0.182 W/kg = -7.40 dBW/kg

	Document <b>Appendix B for the BlackBerry® Smartphone Model RFQ111LW SAR Report</b>			Page <b>20(107)</b>
	Author Data <b>Andrew Becker</b>	Dates of Test <b>Apr 02 - May 14, 2013</b>	Test Report No <b>RTS-6026-1305-18</b>	FCC ID: <b>L6ARFQ110LW</b>

Date: 4/15/2013

Test Lab: RIM Testing Services

**DUT Name: BlackBerry Smartphone, Type: Sample , Serial: 333CB46A**

**Configuration: Left-Hand-Side HSL - SVLTE Band 25**

Communication System: LTE band 25; Communication System Band: LTE band 25; Frequency: 1905 MHz

Medium Parameters used:  $f=1905$  MHz;  $\sigma = 1.395$  S/m;  $\epsilon_r = 38.512$ ;  $\rho = 1.000$  g/cm<sup>3</sup>

Phantom section: Left Section

**DASY Configuration:**

- Probe: ES3DV3 - SN3225; ConvF: (5.35,5.35,5.35); Calibrated: 1/10/2013;
- Sensor-Surface: 3 mm (Mechanical Surface Detection)
- Electronics: DAE4 Sn881; Calibrated: 1/14/2013
- Phantom: SAM 1; Type: SAM 4.0; Serial: 1076
- DASY52 52.8.4(1052); SEMCAD X Version 14.6.8 (7028)

**Left-Hand-Side HSL - SVLTE Band 25/Touch Position -**

**LTE\_Band\_25\_chan26590\_RB1\_Off99\_amb\_temp\_23.4C\_liq\_temp\_22.3C/Area Scan**

**(61x91x1):** Interpolated grid: dx=1.500 mm, dy=1.500 mm

Maximum value of SAR (interpolated) = 0.205 W/kg

**Left-Hand-Side HSL - SVLTE Band 25/Touch Position -**


**LTE\_Band\_25\_chan26590\_RB1\_Off99\_amb\_temp\_23.4C\_liq\_temp\_22.3C/Zoom Scan**

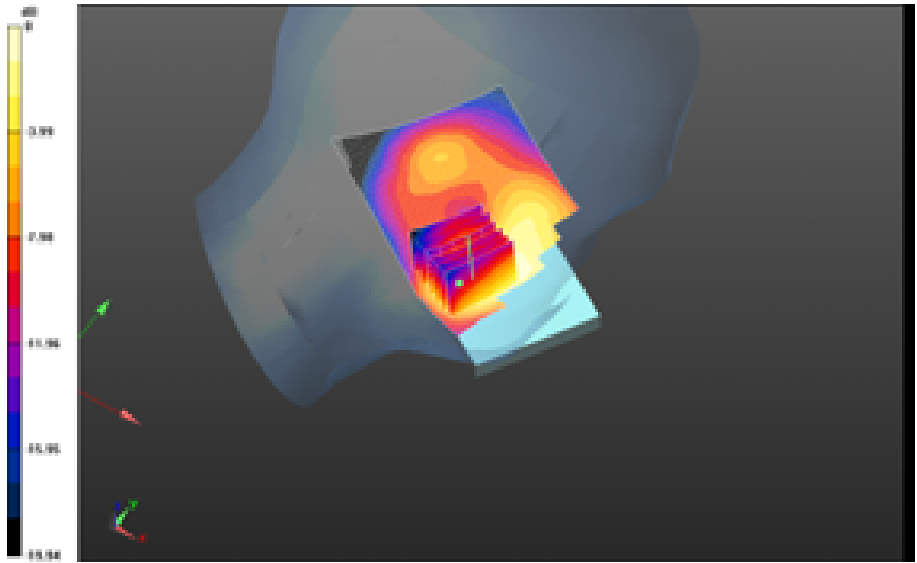
**(26x26x36)/Cube 0:** Interpolated grid: dx=1.500 mm, dy=1.500 mm, dz=1.000 mm

Reference Value = 11.830 V/m; **Power Drift = -0.0058 dB**


**Averaged SAR: SAR(1g) = 0.180 W/kg; SAR(10g) = 0.109 W/kg**

Maximum value of SAR (interpolated) = 0.271 W/kg

	Document <b>Appendix B for the BlackBerry® Smartphone Model RFQ111LW SAR Report</b>			Page <b>21(107)</b>
	Author Data <b>Andrew Becker</b>	Dates of Test <b>Apr 02 - May 14, 2013</b>	Test Report No <b>RTS-6026-1305-18</b>	FCC ID: <b>L6ARFQ110LW</b>



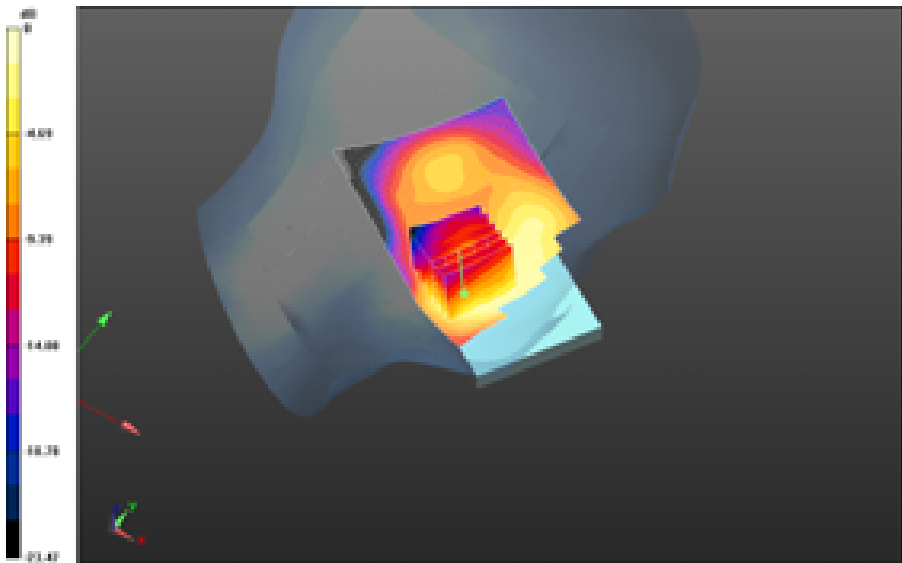
0 dB = 0.205 W/kg = -6.88 dBW/kg

	Document <b>Appendix B for the BlackBerry® Smartphone Model RFQ111LW SAR Report</b>			Page <b>22(107)</b>
	Author Data <b>Andrew Becker</b>	Dates of Test <b>Apr 02 - May 14, 2013</b>	Test Report No <b>RTS-6026-1305-18</b>	FCC ID: <b>L6ARFQ110LW</b>


**Left-Hand-Side HSL - SVLTE Band 25/Touch Position -  
LTE\_Band\_25\_chan26590\_RB50\_Off50\_amb\_temp\_23.3C\_liq\_temp\_22.3C/Area Scan  
(61x91x1):** Interpolated grid: dx=1.500 mm, dy=1.500 mm  
Maximum value of SAR (interpolated) = 0.207 W/kg

**Left-Hand-Side HSL - SVLTE Band 25/Touch Position -  
LTE\_Band\_25\_chan26590\_RB50\_Off50\_amb\_temp\_23.3C\_liq\_temp\_22.3C/Zoom Scan  
(26x26x36)/Cube 0:** Interpolated grid: dx=1.500 mm, dy=1.500 mm, dz=1.000 mm  
Reference Value = 11.599 V/m; **Power Drift = 0.067 dB**

**Averaged SAR: SAR(1g) = 0.177 W/kg; SAR(10g) = 0.105 W/kg**  
Maximum value of SAR (interpolated) = 0.267 W/kg



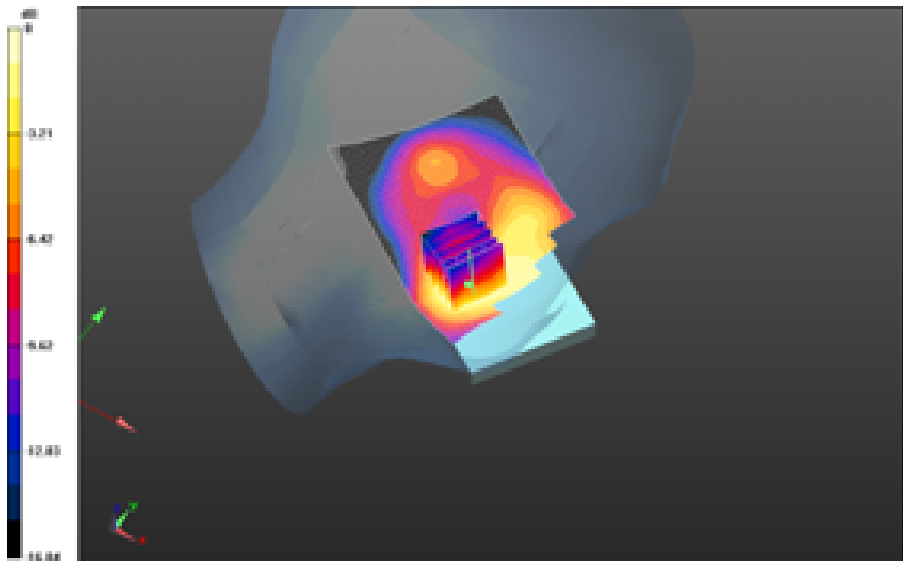
0 dB = 0.205 W/kg = -6.88 dBW/kg

	Document <b>Appendix B for the BlackBerry® Smartphone Model RFQ111LW SAR Report</b>			Page <b>23(107)</b>
	Author Data <b>Andrew Becker</b>	Dates of Test <b>Apr 02 - May 14, 2013</b>	Test Report No <b>RTS-6026-1305-18</b>	FCC ID: <b>L6ARFQ110LW</b>


**Left-Hand-Side HSL - SVLTE Band 25/Touch Position -  
LTE\_Band\_25\_chan26590\_RB100\_Off0\_amb\_temp\_23.3C\_liq\_temp\_22.3C/Area Scan  
(61x91x1):** Interpolated grid: dx=1.500 mm, dy=1.500 mm  
Maximum value of SAR (interpolated) = 0.219 W/kg

**Left-Hand-Side HSL - SVLTE Band 25/Touch Position -  
LTE\_Band\_25\_chan26590\_RB100\_Off0\_amb\_temp\_23.3C\_liq\_temp\_22.3C/Zoom Scan  
(21x21x36)/Cube 0:** Interpolated grid: dx=1.500 mm, dy=1.500 mm, dz=1.000 mm  
Reference Value = 11.648 V/m; **Power Drift = -0.165 dB**

**Averaged SAR: SAR(1g) = 0.185 W/kg; SAR(10g) = 0.109 W/kg**  
Maximum value of SAR (interpolated) = 0.282 W/kg



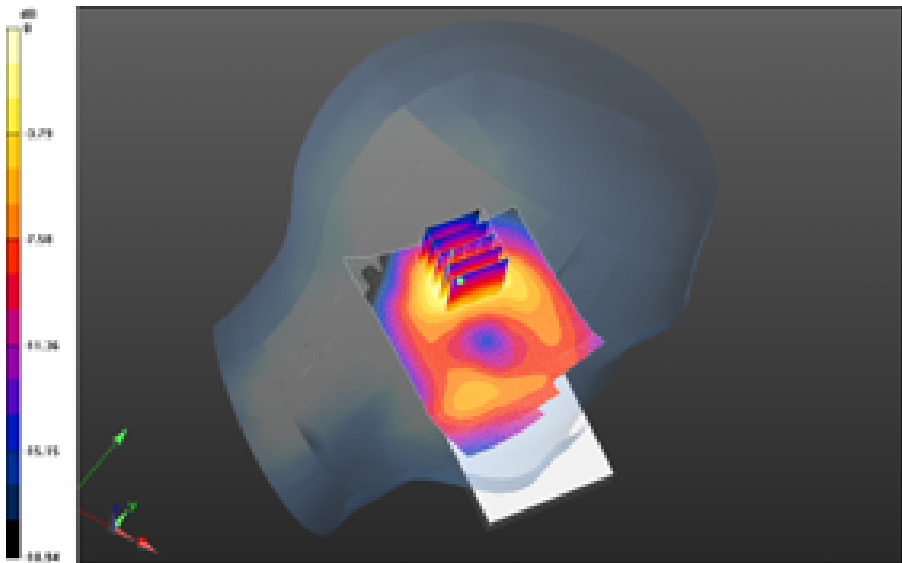
0 dB = 0.209 W/kg = -6.80 dBW/kg

	Document <b>Appendix B for the BlackBerry® Smartphone Model RFQ111LW SAR Report</b>			Page <b>24(107)</b>
	Author Data <b>Andrew Becker</b>	Dates of Test <b>Apr 02 - May 14, 2013</b>	Test Report No <b>RTS-6026-1305-18</b>	FCC ID: <b>L6ARFQ110LW</b>

**Left-Hand-Side HSL - SVLTE Band 25/Tilt Position -  
LTE\_Band\_25\_chan26590\_RB100\_Off0\_amb\_temp\_23.3C\_liq\_temp\_22.4C/Area Scan  
(61x91x1):** Interpolated grid: dx=1.500 mm, dy=1.500 mm  
Maximum value of SAR (interpolated) = 0.133 W/kg


**Left-Hand-Side HSL - SVLTE Band 25/Tilt Position -  
LTE\_Band\_25\_chan26590\_RB100\_Off0\_amb\_temp\_23.3C\_liq\_temp\_22.4C/Zoom Scan  
(21x21x36)/Cube 0:** Interpolated grid: dx=1.500 mm, dy=1.500 mm, dz=1.000 mm  
Reference Value = 9.904 V/m; **Power Drift = 0.042 dB**

**Averaged SAR: SAR(1g) = 0.101 W/kg; SAR(10g) = 0.0556 W/kg**  
Maximum value of SAR (interpolated) = 0.171 W/kg



0 dB = 0.268 W/kg = -5.72 dBW/kg

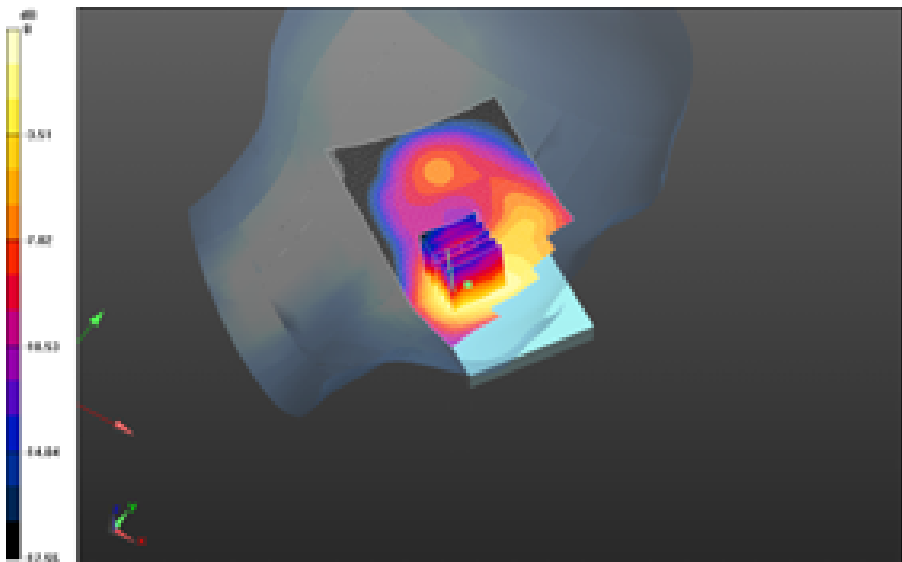


	Document <b>Appendix B for the BlackBerry® Smartphone Model RFQ111LW SAR Report</b>			Page <b>25(107)</b>
	Author Data <b>Andrew Becker</b>	Dates of Test <b>Apr 02 - May 14, 2013</b>	Test Report No <b>RTS-6026-1305-18</b>	FCC ID: <b>L6ARFQ110LW</b>


**Left-Hand-Side HSL - SVLTE Band 25/Touch Position-2100mA -  
LTE\_Band\_25\_chan26590\_RB100\_Off0\_amb\_temp\_23.3C\_liq\_temp\_22.3C/Area Scan  
(61x91x1):** Interpolated grid: dx=1.500 mm, dy=1.500 mm  
Maximum value of SAR (interpolated) = 0.258 W/kg

**Left-Hand-Side HSL - SVLTE Band 25/Touch Position-2100mA Battery-  
LTE\_Band\_25\_chan26590\_RB100\_Off0\_amb\_temp\_23.3C\_liq\_temp\_22.3C/Zoom Scan  
(21x21x36)/Cube 0:** Interpolated grid: dx=1.500 mm, dy=1.500 mm, dz=1.000 mm  
Reference Value = 12.697 V/m; **Power Drift = 0.038 dB**


**Averaged SAR: SAR(1g) = 0.215 W/kg; SAR(10g) = 0.124 W/kg**  
Maximum value of SAR (interpolated) = 0.342 W/kg



0 dB = 0.209 W/kg = -6.80 dBW/kg

	Document <b>Appendix B for the BlackBerry® Smartphone Model RFQ111LW SAR Report</b>			Page <b>26(107)</b>
	Author Data <b>Andrew Becker</b>	Dates of Test <b>Apr 02 - May 14, 2013</b>	Test Report No <b>RTS-6026-1305-18</b>	FCC ID: <b>L6ARFQ110LW</b>

# GSM/DTM 850

	Document <b>Appendix B for the BlackBerry® Smartphone Model RFQ111LW SAR Report</b>			Page <b>27(107)</b>
	Author Data <b>Andrew Becker</b>	Dates of Test <b>Apr 02 - May 14, 2013</b>	Test Report No <b>RTS-6026-1305-18</b>	FCC ID: <b>L6ARFQ110LW</b>

Date: 4/18/2013

Test Lab: RIM Testing Services

**DUT Name: BlackBerry Smartphone, Type: Sample , Serial: 333CB445**

**Configuration: Right-Hand-Side HSL - DTM 850**

Communication System: DTM 850 (2slots); Communication System Band: DTM 850; Frequency: 836.8 MHz

Medium Parameters used:  $f=836.8$  MHz;  $\sigma = 0.899$  S/m;  $\epsilon_r = 40.917$ ;  $\rho = 1.000$  g/cm<sup>3</sup>

Phantom section: Right Section

**DASY Configuration:**

- Probe: ES3DV3 - SN3225; ConvF: (6.19,6.19,6.19); Calibrated: 1/10/2013;
- Sensor-Surface: 3 mm (Mechanical Surface Detection)
- Electronics: DAE4 Sn881; Calibrated: 1/14/2013
- Phantom: SAM 1; Type: SAM 4.0; Serial: 1076
- DASY52 52.8.4(1052); SEMCAD X Version 14.6.8 (7028)

**Right-Hand-Side HSL - DTM 850/Touch Position - DTM850\_2-**

**slot\_chan190\_amb\_temp\_23.0C\_liq\_temp\_20.9C/Area Scan (61x91x1):** Interpolated grid:

dx=1.500 mm, dy=1.500 mm

Maximum value of SAR (interpolated) = 0.836 W/kg

**Right-Hand-Side HSL - DTM 850/Touch Position - DTM850\_2-**


**slot\_chan190\_amb\_temp\_23.0C\_liq\_temp\_20.9C/Zoom Scan (26x26x36)/Cube 0:** Interpolated


grid: dx=1.500 mm, dy=1.500 mm, dz=1.000 mm

Reference Value = 11.203 V/m; **Power Drift = 0.101 dB**


**Averaged SAR: SAR(1g) = 0.745 W/kg; SAR(10g) = 0.543 W/kg**

Maximum value of SAR (interpolated) = 1.03 W/kg

	Document <b>Appendix B for the BlackBerry® Smartphone Model RFQ111LW SAR Report</b>			Page <b>28(107)</b>
	Author Data <b>Andrew Becker</b>	Dates of Test <b>Apr 02 - May 14, 2013</b>	Test Report No <b>RTS-6026-1305-18</b>	FCC ID: <b>L6ARFQ110LW</b>



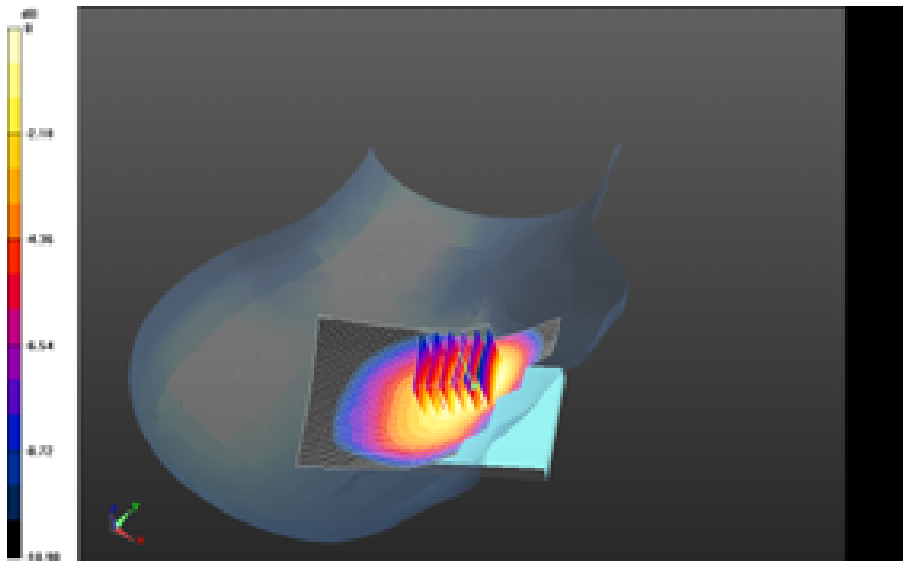
0 dB = 0.831 W/kg = -0.80 dBW/kg

	Document <b>Appendix B for the BlackBerry® Smartphone Model RFQ111LW SAR Report</b>			Page <b>29(107)</b>
	Author Data <b>Andrew Becker</b>	Dates of Test <b>Apr 02 - May 14, 2013</b>	Test Report No <b>RTS-6026-1305-18</b>	FCC ID: <b>L6ARFQ110LW</b>


**Right-Hand-Side HSL - DTM 850/Touch Position - DTM850\_3-slot\_chan128\_amb\_temp\_23.0C\_liq\_temp\_20.9C/Area Scan (61x91x1):** Interpolated grid: dx=1.500 mm, dy=1.500 mm  
Maximum value of SAR (interpolated) = 0.959 W/kg

**Right-Hand-Side HSL - DTM 850/Touch Position - DTM850\_3-slot\_chan128\_amb\_temp\_23.0C\_liq\_temp\_20.9C/Zoom Scan (26x26x36)/Cube 0:** Interpolated grid: dx=1.500 mm, dy=1.500 mm, dz=1.000 mm  
Reference Value = 12.126 V/m; **Power Drift = 0.195 dB**

**Averaged SAR: SAR(1g) = 0.846 W/kg; SAR(10g) = 0.616 W/kg**  
Maximum value of SAR (interpolated) = 1.12 W/kg



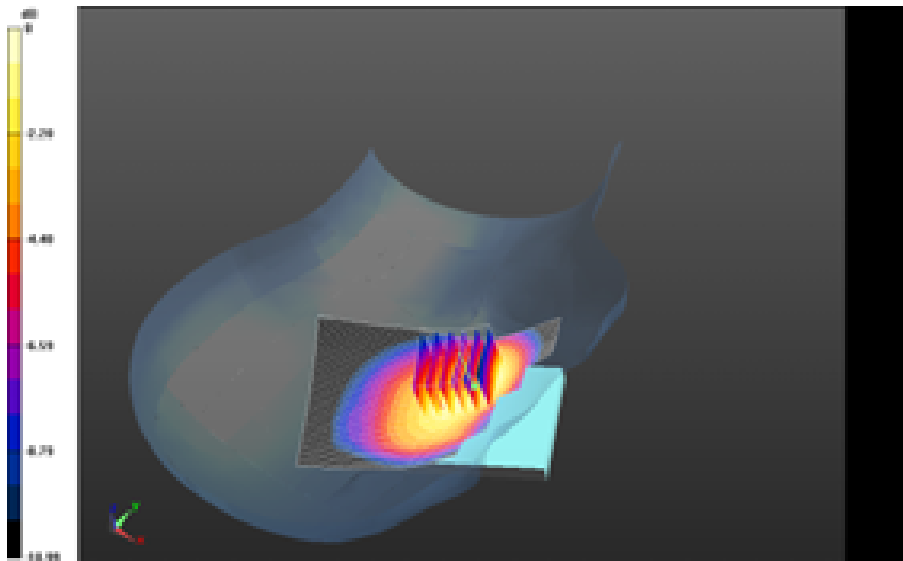
0 dB = 0.831 W/kg = -0.80 dBW/kg

	Document <b>Appendix B for the BlackBerry® Smartphone Model RFQ111LW SAR Report</b>			Page <b>30(107)</b>
	Author Data <b>Andrew Becker</b>	Dates of Test <b>Apr 02 - May 14, 2013</b>	Test Report No <b>RTS-6026-1305-18</b>	FCC ID: <b>L6ARFQ110LW</b>


**Right-Hand-Side HSL - DTM 850/Touch Position - DTM850\_3-slot\_chan190\_amb\_temp\_23.0C\_liq\_temp\_20.9C/Area Scan (61x91x1):** Interpolated grid: dx=1.500 mm, dy=1.500 mm  
Maximum value of SAR (interpolated) = 1.04 W/kg

**Right-Hand-Side HSL - DTM 850/Touch Position - DTM850\_3-slot\_chan190\_amb\_temp\_23.0C\_liq\_temp\_20.9C/Zoom Scan (26x26x36)/Cube 0:** Interpolated grid: dx=1.500 mm, dy=1.500 mm, dz=1.000 mm  
Reference Value = 13.151 V/m; **Power Drift = -0.139 dB**

**Averaged SAR: SAR(1g) = 0.986 W/kg; SAR(10g) = 0.716 W/kg**  
Maximum value of SAR (interpolated) = 1.29 W/kg



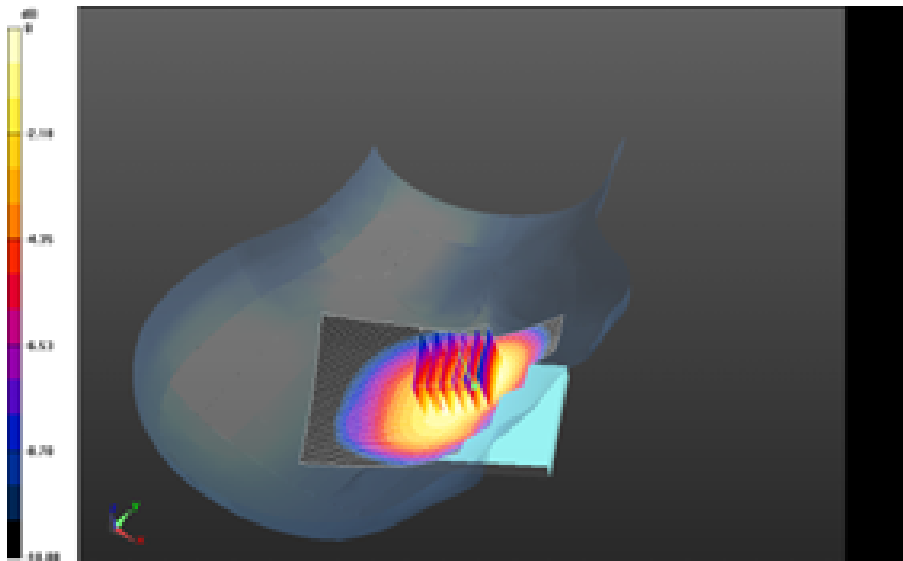
0 dB = 0.943 W/kg = -0.25 dBW/kg

	Document <b>Appendix B for the BlackBerry® Smartphone Model RFQ111LW SAR Report</b>			Page <b>31(107)</b>
	Author Data <b>Andrew Becker</b>	Dates of Test <b>Apr 02 - May 14, 2013</b>	Test Report No <b>RTS-6026-1305-18</b>	FCC ID: <b>L6ARFQ110LW</b>


**Right-Hand-Side HSL - DTM 850/Touch Position-2100mA - DTM850\_3-slot\_chan190\_amb\_temp\_23.0C\_liq\_temp\_20.9C\_2nd 3/Area Scan (61x91x1):** Interpolated grid: dx=1.500 mm, dy=1.500 mm  
Maximum value of SAR (interpolated) = 1.13 W/kg

**Right-Hand-Side HSL - DTM 850/Touch Position-2100mA - DTM850\_3-slot\_chan190\_amb\_temp\_23.0C\_liq\_temp\_20.9C\_2nd 3/Zoom Scan (26x26x36)/Cube 0:** Interpolated grid: dx=1.500 mm, dy=1.500 mm, dz=1.000 mm  
Reference Value = 13.398 V/m; **Power Drift = -0.183 dB**

**Averaged SAR: SAR(1g) = 1.01 W/kg; SAR(10g) = 0.746 W/kg**  
Maximum value of SAR (interpolated) = 1.35 W/kg



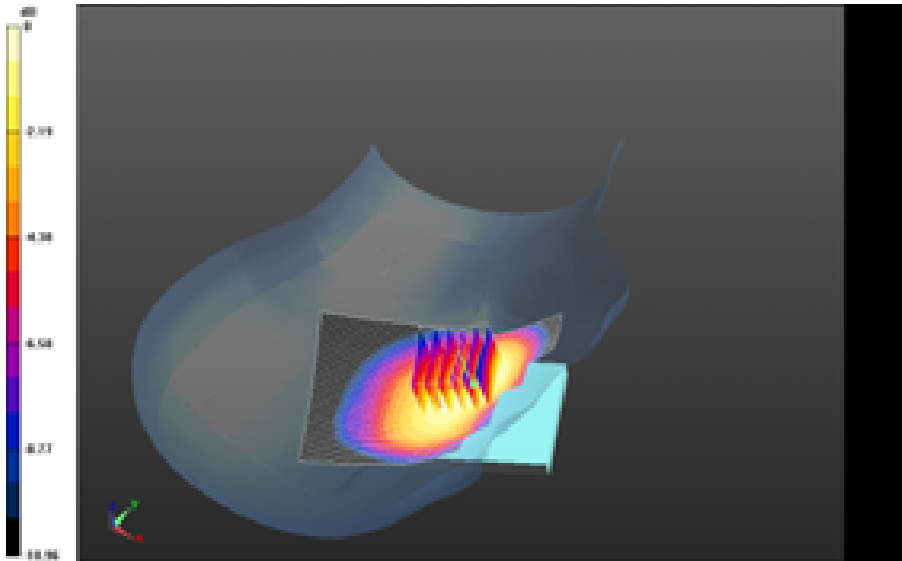
0 dB = 1.10 W/kg = 0.41 dBW/kg

	Document <b>Appendix B for the BlackBerry® Smartphone Model RFQ111LW SAR Report</b>			Page <b>32(107)</b>
	Author Data <b>Andrew Becker</b>	Dates of Test <b>Apr 02 - May 14, 2013</b>	Test Report No <b>RTS-6026-1305-18</b>	FCC ID: <b>L6ARFQ110LW</b>

**Right-Hand-Side HSL - DTM 850/Touch Position-2100mA - DTM850\_3-slot\_chan190\_amb\_temp\_23.0C\_liq\_temp\_20.9C\_2<sup>nd</sup> Scan/Area Scan (61x91x1):** Interpolated grid: dx=1.500 mm, dy=1.500 mm  
Maximum value of SAR (interpolated) = 1.11 W/kg


**Right-Hand-Side HSL - DTM 850/Touch Position-2100mA - DTM850\_3-slot\_chan190\_amb\_temp\_23.0C\_liq\_temp\_20.9C\_2<sup>nd</sup>/Zoom Scan (26x26x36)/Cube 0:** Interpolated grid: dx=1.500 mm, dy=1.500 mm, dz=1.000 mm  
Reference Value = 12.985 V/m; **Power Drift = 0.051 dB**

**Averaged SAR: SAR(1g) = 0.988 W/kg; SAR(10g) = 0.732 W/kg**  
Maximum value of SAR (interpolated) = 1.29 W/kg



0 dB = 1.11 W/kg = 0.45 dBW/kg

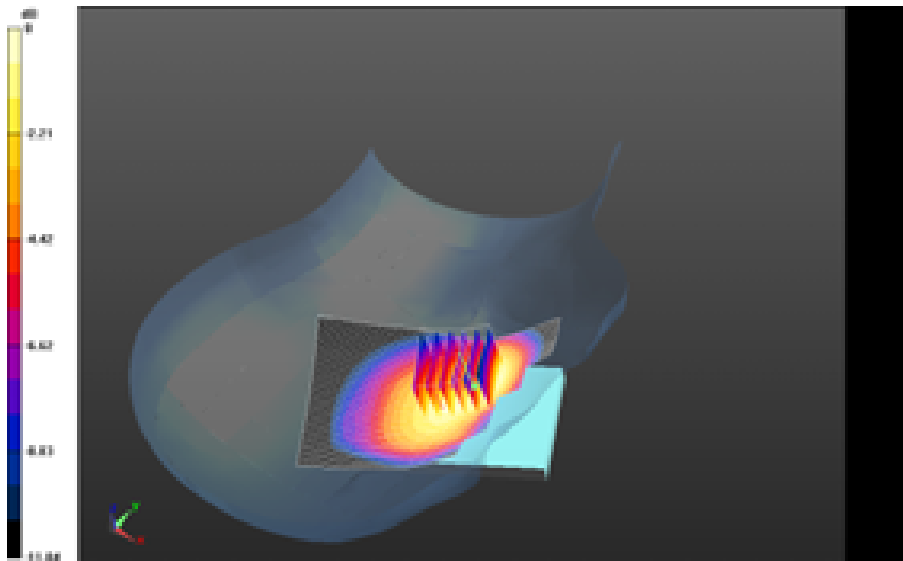


	Document <b>Appendix B for the BlackBerry® Smartphone Model RFQ111LW SAR Report</b>			Page <b>33(107)</b>
	Author Data <b>Andrew Becker</b>	Dates of Test <b>Apr 02 - May 14, 2013</b>	Test Report No <b>RTS-6026-1305-18</b>	FCC ID: <b>L6ARFQ110LW</b>


**Right-Hand-Side HSL - DTM 850/Touch Position - DTM850\_3-slot\_chan251\_amb\_temp\_23.0C\_liq\_temp\_20.9C/Area Scan (61x91x1):** Interpolated grid: dx=1.500 mm, dy=1.500 mm  
Maximum value of SAR (interpolated) = 0.900 W/kg

**Right-Hand-Side HSL - DTM 850/Touch Position - DTM850\_3-slot\_chan251\_amb\_temp\_23.0C\_liq\_temp\_20.9C/Zoom Scan (26x26x36)/Cube 0:** Interpolated grid: dx=1.500 mm, dy=1.500 mm, dz=1.000 mm  
Reference Value = 11.869 V/m; **Power Drift = -0.00213 dB**

**Averaged SAR: SAR(1g) = 0.785 W/kg; SAR(10g) = 0.571 W/kg**  
Maximum value of SAR (interpolated) = 1.06 W/kg



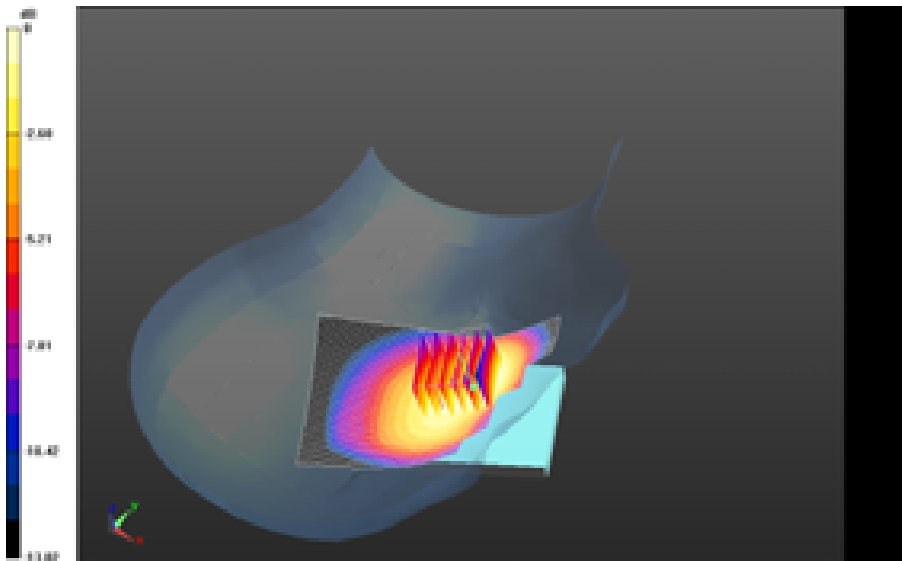
0 dB = 1.10 W/kg = 0.41 dBW/kg

	Document <b>Appendix B for the BlackBerry® Smartphone Model RFQ111LW SAR Report</b>			Page <b>34(107)</b>
	Author Data <b>Andrew Becker</b>	Dates of Test <b>Apr 02 - May 14, 2013</b>	Test Report No <b>RTS-6026-1305-18</b>	FCC ID: <b>L6ARFQ110LW</b>


**Right-Hand-Side HSL - DTM 850/Touch Position - EDGE850\_4-slot\_chan190\_amb\_temp\_23.0C\_liq\_temp\_20.9C/Area Scan (61x91x1):** Interpolated grid: dx=1.500 mm, dy=1.500 mm  
Maximum value of SAR (interpolated) = 0.896 W/kg

**Right-Hand-Side HSL - DTM 850/Touch Position - EDGE850\_4-slot\_chan190\_amb\_temp\_23.0C\_liq\_temp\_20.9C/Zoom Scan (26x26x36)/Cube 0:** Interpolated grid: dx=1.500 mm, dy=1.500 mm, dz=1.000 mm  
Reference Value = 11.776 V/m; **Power Drift = -0.112 dB**

**Averaged SAR: SAR(1g) = 0.794 W/kg; SAR(10g) = 0.577 W/kg**  
Maximum value of SAR (interpolated) = 1.08 W/kg




0 dB = 0.879 W/kg = -0.56 dBW/kg

	Document <b>Appendix B for the BlackBerry® Smartphone Model RFQ111LW SAR Report</b>			Page <b>35(107)</b>
	Author Data <b>Andrew Becker</b>	Dates of Test <b>Apr 02 - May 14, 2013</b>	Test Report No <b>RTS-6026-1305-18</b>	FCC ID: <b>L6ARFQ110LW</b>


**Right-Hand-Side HSL - DTM 850/Tilt Position - DTM850\_3-slot\_chan190\_amb\_temp\_23.0C\_liq\_temp\_20.9C/Area Scan (61x91x1):** Interpolated grid: dx=1.500 mm, dy=1.500 mm  
Maximum value of SAR (interpolated) = 0.508 W/kg

**Right-Hand-Side HSL - DTM 850/Tilt Position - DTM850\_3-slot\_chan190\_amb\_temp\_23.0C\_liq\_temp\_20.9C/Zoom Scan (21x21x36)/Cube 0:** Interpolated grid: dx=1.500 mm, dy=1.500 mm, dz=1.000 mm  
Reference Value = 19.200 V/m; **Power Drift = 0.010 dB**

**Averaged SAR: SAR(1g) = 0.470 W/kg; SAR(10g) = 0.359 W/kg**  
Maximum value of SAR (interpolated) = 0.588 W/kg



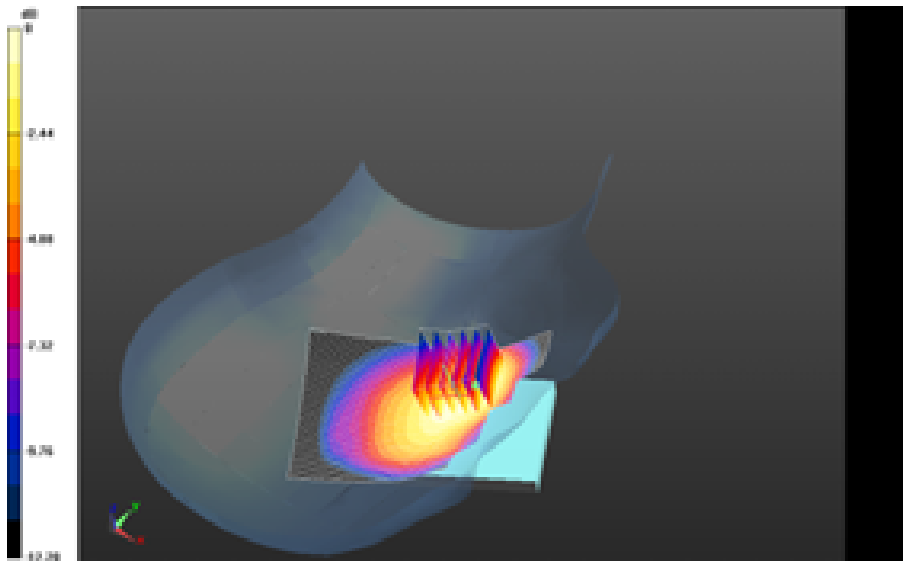
0 dB = 0.880 W/kg = -0.56 dBW/kg

	Document <b>Appendix B for the BlackBerry® Smartphone Model RFQ111LW SAR Report</b>			Page <b>36(107)</b>
	Author Data <b>Andrew Becker</b>	Dates of Test <b>Apr 02 - May 14, 2013</b>	Test Report No <b>RTS-6026-1305-18</b>	FCC ID: <b>L6ARFQ110LW</b>


**Right-Hand-Side HSL - DTM 850/Touch Position - GSM850\_chan190\_amb\_temp\_23.0C\_liq\_temp\_20.9C/Area Scan (61x91x1):** Interpolated grid: dx=1.500 mm, dy=1.500 mm  
Maximum value of SAR (interpolated) = 0.698 W/kg

**Right-Hand-Side HSL - DTM 850/Touch Position - GSM850\_chan190\_amb\_temp\_23.0C\_liq\_temp\_20.9C/Zoom Scan (26x26x36)/Cube 0:**  
Interpolated grid: dx=1.500 mm, dy=1.500 mm, dz=1.000 mm  
Reference Value = 11.081 V/m; **Power Drift = -0.177 dB**

**Averaged SAR: SAR(1g) = 0.620 W/kg; SAR(10g) = 0.446 W/kg**  
Maximum value of SAR (interpolated) = 0.840 W/kg



0 dB = 0.514 W/kg = -2.89 dBW/kg

	Document <b>Appendix B for the BlackBerry® Smartphone Model RFQ111LW SAR Report</b>			Page <b>37(107)</b>
	Author Data <b>Andrew Becker</b>	Dates of Test <b>Apr 02 - May 14, 2013</b>	Test Report No <b>RTS-6026-1305-18</b>	FCC ID: <b>L6ARFQ110LW</b>

Date: 4/18/2013

Test Lab: RIM Testing Services

**DUT Name: BlackBerry Smartphone, Type: Sample , Serial: 333CB445**

**Configuration: Left-Hand-Side HSL - DTM 850**

Communication System: DTM 850 (2slots); Communication System Band: DTM 850; Frequency: 836.8 MHz

Medium Parameters used: f=836.8 MHz;  $\sigma = 0.899$  S/m;  $\epsilon_r = 40.917$ ;  $\rho = 1.000$  g/cm<sup>3</sup>

Phantom section: Left Section

**DASY Configuration:**

- Probe: ES3DV3 - SN3225; ConvF: (6.19,6.19,6.19); Calibrated: 1/10/2013;
- Sensor-Surface: 3 mm (Mechanical Surface Detection)
- Electronics: DAE4 Sn881; Calibrated: 1/14/2013
- Phantom: SAM 1; Type: SAM 4.0; Serial: 1076
- DASY52 52.8.4(1052); SEMCAD X Version 14.6.8 (7028)

**Left-Hand-Side HSL - DTM 850/Touch Position -**

**DTM850\_chan190\_amb\_temp\_23.4C\_liq\_temp\_21.3C/Area Scan (61x91x1):** Interpolated grid: dx=1.500 mm, dy=1.500 mm

Maximum value of SAR (interpolated) = 0.540 W/kg

**Left-Hand-Side HSL - DTM 850/Touch Position -**


**DTM850\_chan190\_amb\_temp\_23.4C\_liq\_temp\_21.3C/Zoom Scan (21x21x36)/Cube 0:**

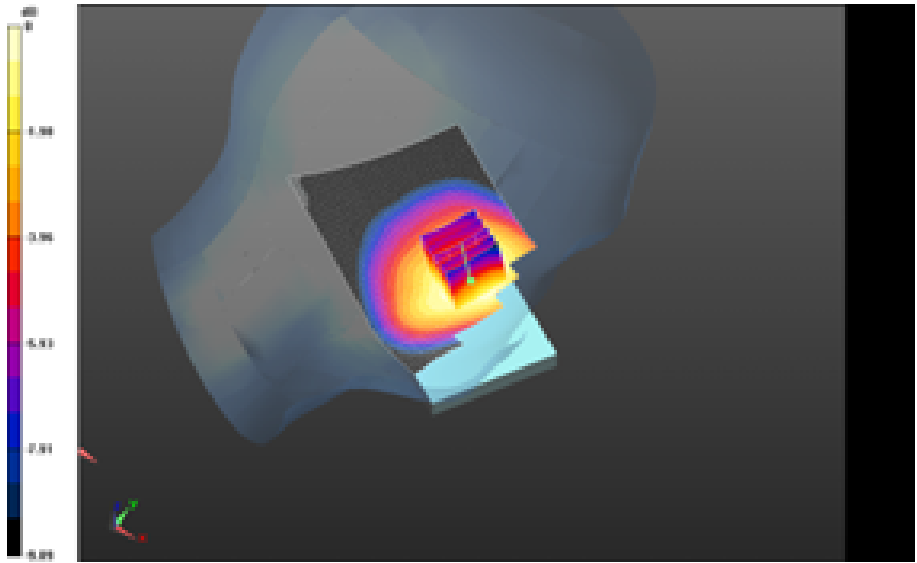
Interpolated grid: dx=1.500 mm, dy=1.500 mm, dz=1.000 mm

Reference Value = 9.697 V/m; **Power Drift = 0.00211 dB**


**Averaged SAR: SAR(1g) = 0.487 W/kg; SAR(10g) = 0.372 W/kg**

Maximum value of SAR (interpolated) = 0.609 W/kg

	Document <b>Appendix B for the BlackBerry® Smartphone Model RFQ111LW SAR Report</b>			Page <b>38(107)</b>
	Author Data <b>Andrew Becker</b>	Dates of Test <b>Apr 02 - May 14, 2013</b>	Test Report No <b>RTS-6026-1305-18</b>	FCC ID: <b>L6ARFQ110LW</b>



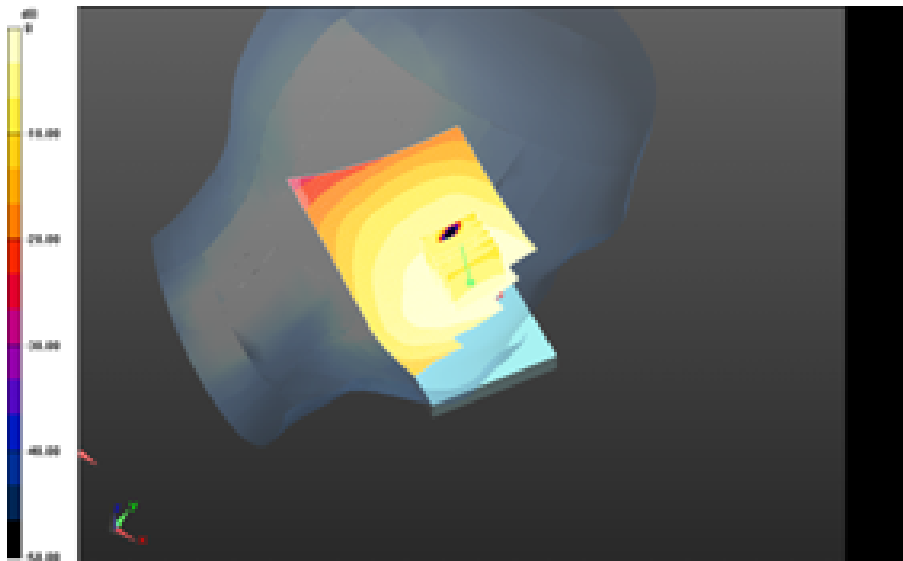
0 dB = 0.532 W/kg = -2.74 dBW/kg

	Document <b>Appendix B for the BlackBerry® Smartphone Model RFQ111LW SAR Report</b>			Page <b>39(107)</b>
	Author Data <b>Andrew Becker</b>	Dates of Test <b>Apr 02 - May 14, 2013</b>	Test Report No <b>RTS-6026-1305-18</b>	FCC ID: <b>L6ARFQ110LW</b>


**Left-Hand-Side HSL - DTM 850/Touch Position - DTM850\_3-slot\_chan190\_amb\_temp\_23.4C\_liq\_temp\_21.3C/Area Scan (61x91x1):** Interpolated grid: dx=1.500 mm, dy=1.500 mm  
Maximum value of SAR (interpolated) = 0.722 W/kg

**Left-Hand-Side HSL - DTM 850/Touch Position - DTM850\_3-slot\_chan190\_amb\_temp\_23.4C\_liq\_temp\_21.3C/Zoom Scan (21x21x36)/Cube 0:** Interpolated grid: dx=1.500 mm, dy=1.500 mm, dz=1.000 mm  
Reference Value = 10.814 V/m; **Power Drift = 0.158 dB**

**Averaged SAR: SAR(1g) = 0.639 W/kg; SAR(10g) = 0.489 W/kg**  
Maximum value of SAR (interpolated) = 0.807 W/kg



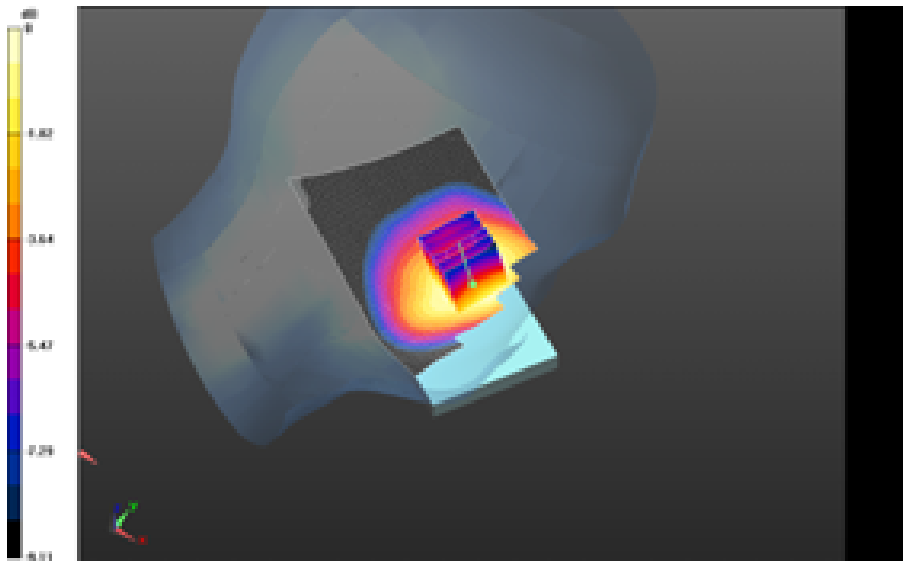
0 dB = 0.532 W/kg = -2.74 dBW/kg

	Document <b>Appendix B for the BlackBerry® Smartphone Model RFQ111LW SAR Report</b>			Page <b>40(107)</b>
	Author Data <b>Andrew Becker</b>	Dates of Test <b>Apr 02 - May 14, 2013</b>	Test Report No <b>RTS-6026-1305-18</b>	FCC ID: <b>L6ARFQ110LW</b>

**Left-Hand-Side HSL - DTM 850/Touch Position - EDGE850\_4-slot\_chan190\_amb\_temp\_23.4C\_liq\_temp\_21.3C/Area Scan (61x91x1):** Interpolated grid: dx=1.500 mm, dy=1.500 mm  
Maximum value of SAR (interpolated) = 0.557 W/kg


**Left-Hand-Side HSL - DTM 850/Touch Position - EDGE850\_4-slot\_chan190\_amb\_temp\_23.4C\_liq\_temp\_21.3C/Zoom Scan (21x21x36)/Cube 0:** Interpolated grid: dx=1.500 mm, dy=1.500 mm, dz=1.000 mm  
Reference Value = 9.567 V/m; **Power Drift = 0.131 dB**

**Averaged SAR: SAR(1g) = 0.495 W/kg; SAR(10g) = 0.376 W/kg**  
Maximum value of SAR (interpolated) = 0.612 W/kg



0 dB = 0.706 W/kg = -1.51 dBW/kg




	Document <b>Appendix B for the BlackBerry® Smartphone Model RFQ111LW SAR Report</b>			Page <b>41(107)</b>
	Author Data <b>Andrew Becker</b>	Dates of Test <b>Apr 02 - May 14, 2013</b>	Test Report No <b>RTS-6026-1305-18</b>	FCC ID: <b>L6ARFQ110LW</b>


**Left-Hand-Side HSL - DTM 850/Tilt Position - DTM850\_3-slot\_chan190\_amb\_temp\_23.4C\_liq\_temp\_21.3C/Area Scan (61x91x1):** Interpolated grid: dx=1.500 mm, dy=1.500 mm  
Maximum value of SAR (interpolated) = 0.457 W/kg

**Left-Hand-Side HSL - DTM 850/Tilt Position - DTM850\_3-slot\_chan190\_amb\_temp\_23.4C\_liq\_temp\_21.3C/Zoom Scan (21x21x36)/Cube 0:** Interpolated grid: dx=1.500 mm, dy=1.500 mm, dz=1.000 mm  
Reference Value = 18.810 V/m; **Power Drift = -0.106 dB**

**Averaged SAR: SAR(1g) = 0.409 W/kg; SAR(10g) = 0.309 W/kg**  
Maximum value of SAR (interpolated) = 0.525 W/kg



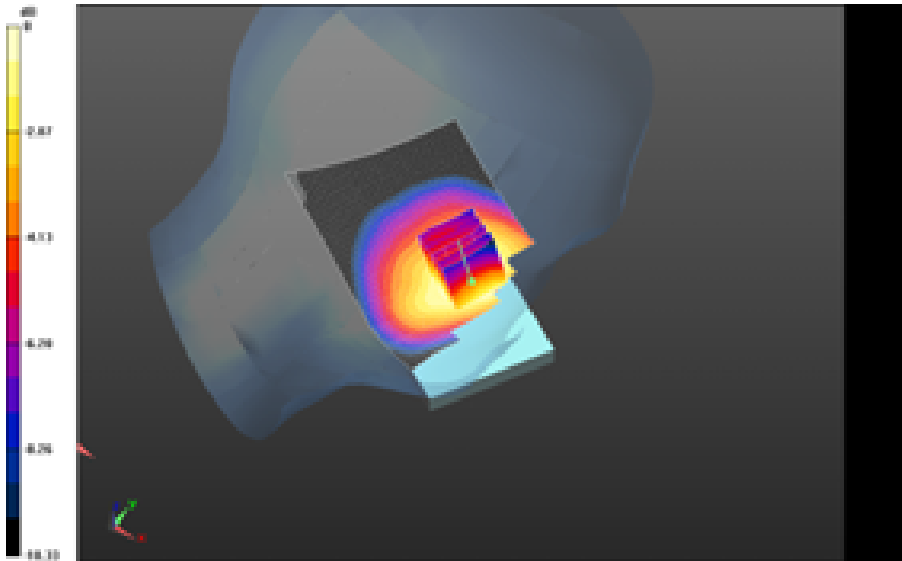
0 dB = 0.546 W/kg = -2.63 dBW/kg

	Document <b>Appendix B for the BlackBerry® Smartphone Model RFQ111LW SAR Report</b>			Page <b>42(107)</b>
	Author Data <b>Andrew Becker</b>	Dates of Test <b>Apr 02 - May 14, 2013</b>	Test Report No <b>RTS-6026-1305-18</b>	FCC ID: <b>L6ARFQ110LW</b>


**Left-Hand-Side HSL - DTM 850/Touch Position - GSM850\_chan190\_amb\_temp\_23.4C\_liq\_temp\_21.3C/Area Scan (61x91x1):** Interpolated grid: dx=1.500 mm, dy=1.500 mm  
Maximum value of SAR (interpolated) = 0.426 W/kg

**Left-Hand-Side HSL - DTM 850/Touch Position - GSM850\_chan190\_amb\_temp\_23.4C\_liq\_temp\_21.3C/Zoom Scan (21x21x36)/Cube 0:**  
Interpolated grid: dx=1.500 mm, dy=1.500 mm, dz=1.000 mm  
Reference Value = 8.074 V/m; **Power Drift = 0.020 dB**


**Averaged SAR: SAR(1g) = 0.385 W/kg; SAR(10g) = 0.291 W/kg**  
Maximum value of SAR (interpolated) = 0.491 W/kg



0 dB = 0.453 W/kg = -3.44 dBW/kg

	Document <b>Appendix B for the BlackBerry® Smartphone Model RFQ111LW SAR Report</b>			Page <b>43(107)</b>
	Author Data <b>Andrew Becker</b>	Dates of Test <b>Apr 02 - May 14, 2013</b>	Test Report No <b>RTS-6026-1305-18</b>	FCC ID: <b>L6ARFQ110LW</b>

# UMTS band V

	Document <b>Appendix B for the BlackBerry® Smartphone Model RFQ111LW SAR Report</b>			Page <b>44(107)</b>
	Author Data <b>Andrew Becker</b>	Dates of Test <b>Apr 02 - May 14, 2013</b>	Test Report No <b>RTS-6026-1305-18</b>	FCC ID: <b>L6ARFQ110LW</b>

Date: 4/17/2013

Test Lab: RIM Testing Services

**DUT Name: BlackBerry Smartphone, Type: Sample , Serial: 333CB445**

**Configuration: Right-Hand-Side HSL - UMTS Band V**

Communication System: WCDMA FDD V; Communication System Band: UMTS band V;

Frequency: 826.4 MHz

Medium Parameters used: f=826.4 MHz;  $\sigma = 0.885$  S/m;  $\epsilon_r = 41.613$ ;  $\rho = 1.000$  g/cm<sup>3</sup>

Phantom section: Right Section

**DASY Configuration:**

- Probe: ES3DV3 - SN3225; ConvF: (6.19,6.19,6.19); Calibrated: 1/10/2013;
- Sensor-Surface: 3 mm (Mechanical Surface Detection)
- Electronics: DAE4 Sn881; Calibrated: 1/14/2013
- Phantom: SAM 1; Type: SAM 4.0; Serial: 1076
- DASY52 52.8.4(1052); SEMCAD X Version 14.6.8 (7028)

**Right-Hand-Side HSL - UMTS Band V/Touch Position -**

**UMTS\_V\_chan4132\_amb\_temp\_23.4C\_liq\_temp\_21.2C/Area Scan (61x91x1):** Interpolated grid: dx=1.500 mm, dy=1.500 mm

Maximum value of SAR (interpolated) = 0.827 W/kg

**Right-Hand-Side HSL - UMTS Band V/Touch Position -**


**UMTS\_V\_chan4132\_amb\_temp\_23.4C\_liq\_temp\_21.2C/Zoom Scan (26x26x36)/Cube 0:**

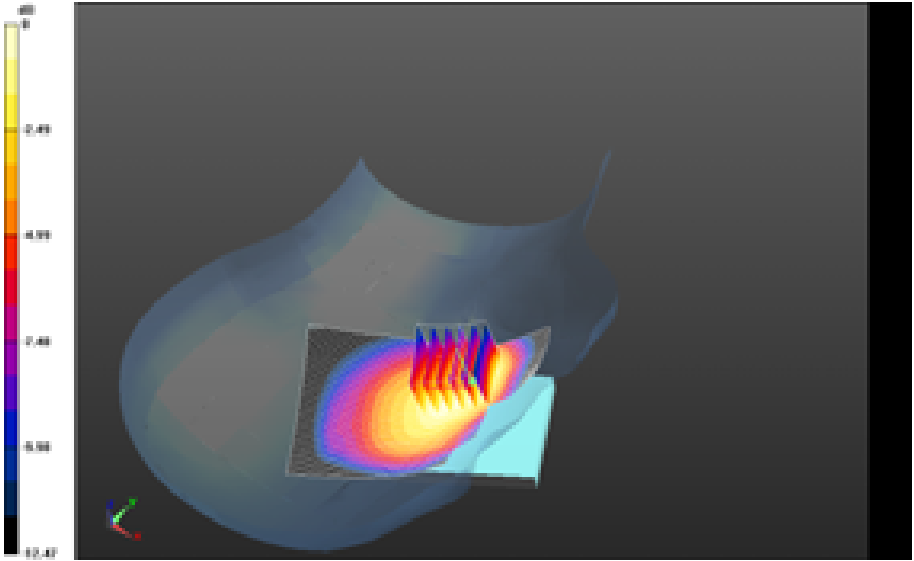
Interpolated grid: dx=1.500 mm, dy=1.500 mm, dz=1.000 mm

Reference Value = 30.838 V/m; **Power Drift = -0.017 dB**


**Averaged SAR: SAR(1g) = 0.732 W/kg; SAR(10g) = 0.522 W/kg**

Maximum value of SAR (interpolated) = 0.987 W/kg

	Document <b>Appendix B for the BlackBerry® Smartphone Model RFQ111LW SAR Report</b>			Page <b>45(107)</b>
	Author Data <b>Andrew Becker</b>	Dates of Test <b>Apr 02 - May 14, 2013</b>	Test Report No <b>RTS-6026-1305-18</b>	FCC ID: <b>L6ARFQ110LW</b>



0 dB = 0.813 W/kg = -0.90 dBW/kg

	Document <b>Appendix B for the BlackBerry® Smartphone Model RFQ111LW SAR Report</b>			Page <b>46(107)</b>
	Author Data <b>Andrew Becker</b>	Dates of Test <b>Apr 02 - May 14, 2013</b>	Test Report No <b>RTS-6026-1305-18</b>	FCC ID: <b>L6ARFQ110LW</b>

**Right-Hand-Side HSL - UMTS Band V/Touch Position -**

**UMTS\_V\_chan4182\_amb\_temp\_23.4C\_liq\_temp\_21.2C/Area Scan (61x91x1):** Interpolated grid: dx=1.500 mm, dy=1.500 mm

Maximum value of SAR (interpolated) = 1.06 W/kg

**Right-Hand-Side HSL - UMTS Band V/Touch Position -**

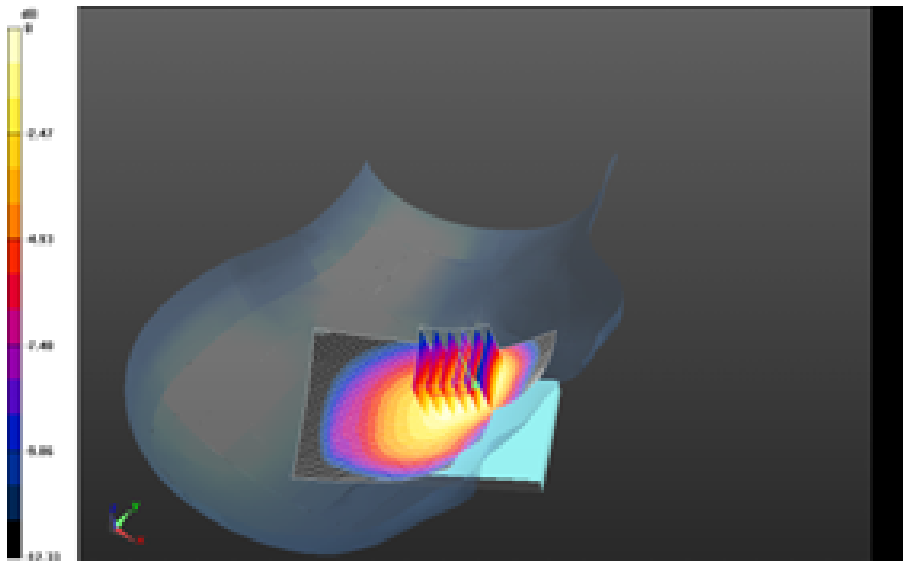
**UMTS\_V\_chan4182\_amb\_temp\_23.4C\_liq\_temp\_21.2C/Zoom Scan (26x26x36)/Cube 0:**

Interpolated grid: dx=1.500 mm, dy=1.500 mm, dz=1.000 mm


Reference Value = 34.625 V/m; **Power Drift = -0.140 dB**

**Averaged SAR: SAR(1g) = 0.911 W/kg; SAR(10g) = 0.652 W/kg**

Maximum value of SAR (interpolated) = 1.22 W/kg



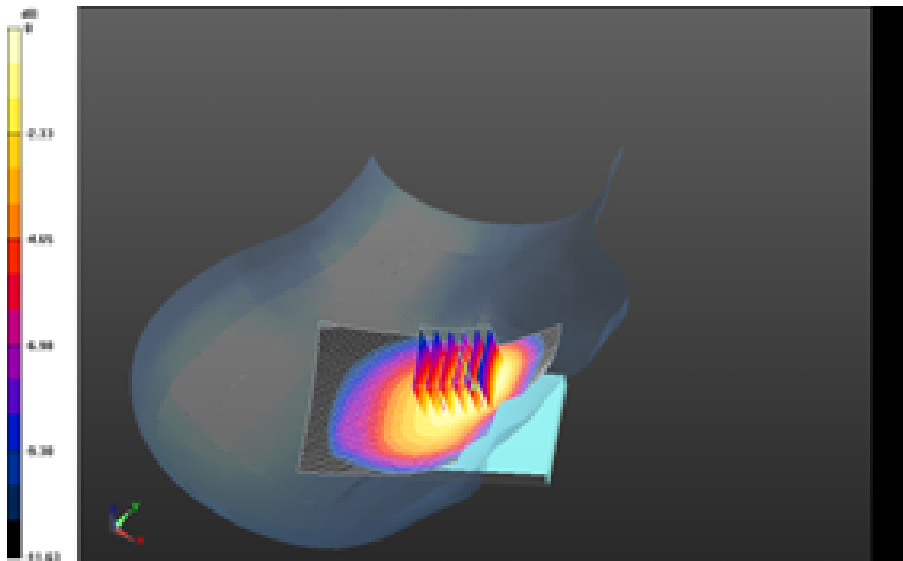
0 dB = 0.813 W/kg = -0.90 dBW/kg

	Document <b>Appendix B for the BlackBerry® Smartphone Model RFQ111LW SAR Report</b>			Page <b>47(107)</b>
	Author Data <b>Andrew Becker</b>	Dates of Test <b>Apr 02 - May 14, 2013</b>	Test Report No <b>RTS-6026-1305-18</b>	FCC ID: <b>L6ARFQ110LW</b>


**Right-Hand-Side HSL - UMTS Band V/Touch Position - UMTS\_V\_chan4182\_amb\_temp\_23.4C\_liq\_temp\_21.2C\_2nd/Area Scan (61x91x1):**  
Interpolated grid: dx=1.500 mm, dy=1.500 mm  
Maximum value of SAR (interpolated) = 0.970 W/kg

**Right-Hand-Side HSL - UMTS Band V/Touch Position - UMTS\_V\_chan4182\_amb\_temp\_23.4C\_liq\_temp\_21.2C\_2<sup>nd</sup> Scan/Zoom Scan (26x26x36)/Cube 0:**  
Interpolated grid: dx=1.500 mm, dy=1.500 mm, dz=1.000 mm  
Reference Value = 33.521 V/m; **Power Drift = 0.030 dB**

**Averaged SAR: SAR(1g) = 0.857 W/kg; SAR(10g) = 0.616 W/kg**  
Maximum value of SAR (interpolated) = 1.15 W/kg



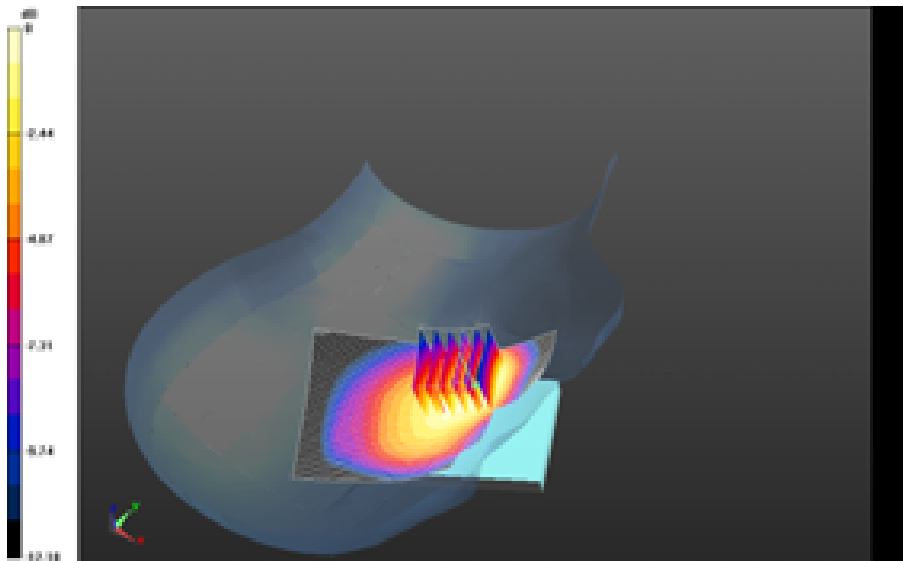
0 dB = 1.01 W/kg = 0.04 dBW/kg

	Document <b>Appendix B for the BlackBerry® Smartphone Model RFQ111LW SAR Report</b>			Page <b>48(107)</b>
	Author Data <b>Andrew Becker</b>	Dates of Test <b>Apr 02 - May 14, 2013</b>	Test Report No <b>RTS-6026-1305-18</b>	FCC ID: <b>L6ARFQ110LW</b>

**Right-Hand-Side HSL - UMTS Band V/Touch Position-2100mA - UMTS\_V\_chan4182\_amb\_temp\_23.4C\_liq\_temp\_21.2C/Area Scan (61x91x1):** Interpolated grid: dx=1.500 mm, dy=1.500 mm  
Maximum value of SAR (interpolated) = 1.05 W/kg


**Right-Hand-Side HSL - UMTS Band V/Touch Position-2100mA - UMTS\_V\_chan4182\_amb\_temp\_23.4C\_liq\_temp\_21.2C/Zoom Scan (26x26x36)/Cube 0:** Interpolated grid: dx=1.500 mm, dy=1.500 mm, dz=1.000 mm  
Reference Value = 34.263 V/m; **Power Drift = 0.043 dB**

**Averaged SAR: SAR(1g) = 0.904 W/kg; SAR(10g) = 0.645 W/kg**  
Maximum value of SAR (interpolated) = 1.20 W/kg



0 dB = 0.962 W/kg = -0.17 dBW/kg




	Document <b>Appendix B for the BlackBerry® Smartphone Model RFQ111LW SAR Report</b>			Page <b>49(107)</b>
	Author Data <b>Andrew Becker</b>	Dates of Test <b>Apr 02 - May 14, 2013</b>	Test Report No <b>RTS-6026-1305-18</b>	FCC ID: <b>L6ARFQ110LW</b>


**Right-Hand-Side HSL - UMTS Band V/Touch Position-2100mA - UMTS\_V\_chan4182\_amb\_temp\_23.4C\_liq\_temp\_21.2C\_2nd/Area Scan (61x91x1):**  
Interpolated grid: dx=1.500 mm, dy=1.500 mm  
Maximum value of SAR (interpolated) = 1.04 W/kg

**Right-Hand-Side HSL - UMTS Band V/Touch Position-2100mA - UMTS\_V\_chan4182\_amb\_temp\_23.4C\_liq\_temp\_21.2C\_2nd/Zoom Scan (26x26x36)/Cube 0:**  
Interpolated grid: dx=1.500 mm, dy=1.500 mm, dz=1.000 mm  
Reference Value = 34.181 V/m; **Power Drift = 0.040 dB**

**Averaged SAR: SAR(1g) = 0.927 W/kg; SAR(10g) = 0.659 W/kg**  
Maximum value of SAR (interpolated) = 1.24 W/kg



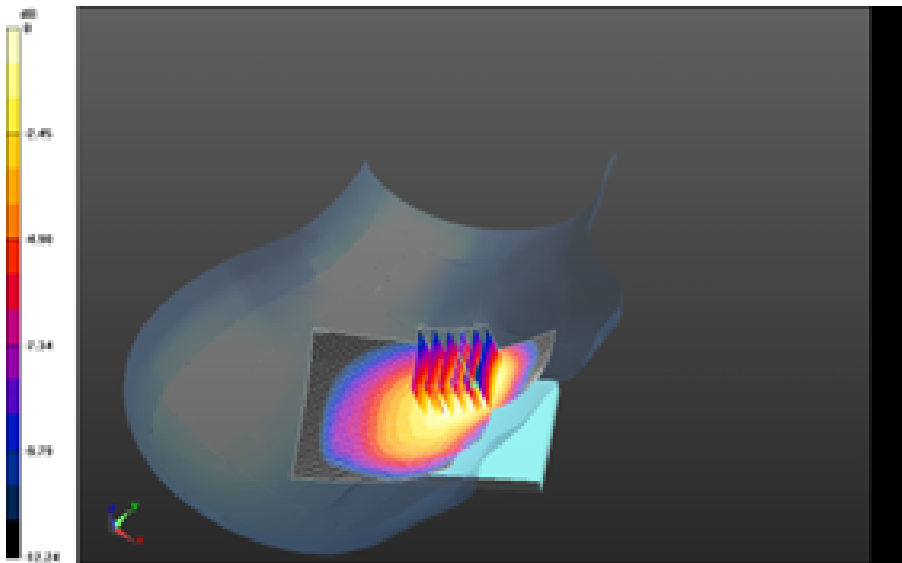
0 dB = 1.01 W/kg = 0.04 dBW/kg

	Document <b>Appendix B for the BlackBerry® Smartphone Model RFQ111LW SAR Report</b>			Page <b>50(107)</b>
	Author Data <b>Andrew Becker</b>	Dates of Test <b>Apr 02 - May 14, 2013</b>	Test Report No <b>RTS-6026-1305-18</b>	FCC ID: <b>L6ARFQ110LW</b>


**Right-Hand-Side HSL - UMTS Band V/Touch Position - UMTS\_V\_chan4233\_amb\_temp\_23.4C\_liq\_temp\_21.2C/Area Scan (61x91x1):** Interpolated grid: dx=1.500 mm, dy=1.500 mm  
 Maximum value of SAR (interpolated) = 0.978 W/kg

**Right-Hand-Side HSL - UMTS Band V/Touch Position - UMTS\_V\_chan4233\_amb\_temp\_23.4C\_liq\_temp\_21.2C/Zoom Scan (26x26x36)/Cube 0:** Interpolated grid: dx=1.500 mm, dy=1.500 mm, dz=1.000 mm  
 Reference Value = 32.692 V/m; **Power Drift = 0.025 dB**

**Averaged SAR: SAR(1g) = 0.851 W/kg; SAR(10g) = 0.603 W/kg**  
 Maximum value of SAR (interpolated) = 1.15 W/kg




0 dB = 1.03 W/kg = 0.13 dBW/kg

	Document <b>Appendix B for the BlackBerry® Smartphone Model RFQ111LW SAR Report</b>			Page <b>51(107)</b>
	Author Data <b>Andrew Becker</b>	Dates of Test <b>Apr 02 - May 14, 2013</b>	Test Report No <b>RTS-6026-1305-18</b>	FCC ID: <b>L6ARFQ110LW</b>


**Right-Hand-Side HSL - UMTS Band V/Tilt Position - UMTS\_V\_chan4182\_amb\_temp\_23.3C\_liq\_temp\_21.2C/Area Scan (61x91x1):** Interpolated grid: dx=1.500 mm, dy=1.500 mm  
Maximum value of SAR (interpolated) = 0.424 W/kg

**Right-Hand-Side HSL - UMTS Band V/Tilt Position - UMTS\_V\_chan4182\_amb\_temp\_23.3C\_liq\_temp\_21.2C/Zoom Scan (21x21x36)/Cube 0:** Interpolated grid: dx=1.500 mm, dy=1.500 mm, dz=1.000 mm  
Reference Value = 22.241 V/m; **Power Drift = 0.051 dB**

**Averaged SAR: SAR(1g) = 0.389 W/kg; SAR(10g) = 0.298 W/kg**  
Maximum value of SAR (interpolated) = 0.481 W/kg



0 dB = 0.952 W/kg = -0.21 dBW/kg

	Document <b>Appendix B for the BlackBerry® Smartphone Model RFQ111LW SAR Report</b>			Page <b>52(107)</b>
	Author Data <b>Andrew Becker</b>	Dates of Test <b>Apr 02 - May 14, 2013</b>	Test Report No <b>RTS-6026-1305-18</b>	FCC ID: <b>L6ARFQ110LW</b>

Date: 4/17/2013

Test Lab: RIM Testing Services

**DUT Name: BlackBerry Smartphone, Type: Sample , Serial: 333CB445**

**Configuration: Left-Hand-Side HSL - UMTS Band V**

Communication System: WCDMA FDD V; Communication System Band: UMTS band V;

Frequency: 836.4 MHz

Medium Parameters used: f=836.4 MHz;  $\sigma = 0.895$  S/m;  $\epsilon_r = 41.500$ ;  $\rho = 1.000$  g/cm<sup>3</sup>

Phantom section: Left Section

**DASY Configuration:**

- Probe: ES3DV3 - SN3225; ConvF: (6.19,6.19,6.19); Calibrated: 1/10/2013;
- Sensor-Surface: 3 mm (Mechanical Surface Detection)
- Electronics: DAE4 Sn881; Calibrated: 1/14/2013
- Phantom: SAM 1; Type: SAM 4.0; Serial: 1076
- DASY52 52.8.4(1052); SEMCAD X Version 14.6.8 (7028)

**Left-Hand-Side HSL - UMTS Band V/Touch Position -**

**UMTS\_V\_chan4182\_amb\_temp\_23.3C\_liq\_temp\_21.1C/Area Scan (61x91x1):** Interpolated grid: dx=1.500 mm, dy=1.500 mm

Maximum value of SAR (interpolated) = 0.617 W/kg

**Left-Hand-Side HSL - UMTS Band V/Touch Position -**


**UMTS\_V\_chan4182\_amb\_temp\_23.3C\_liq\_temp\_21.1C/Zoom Scan (21x21x36)/Cube 0:**

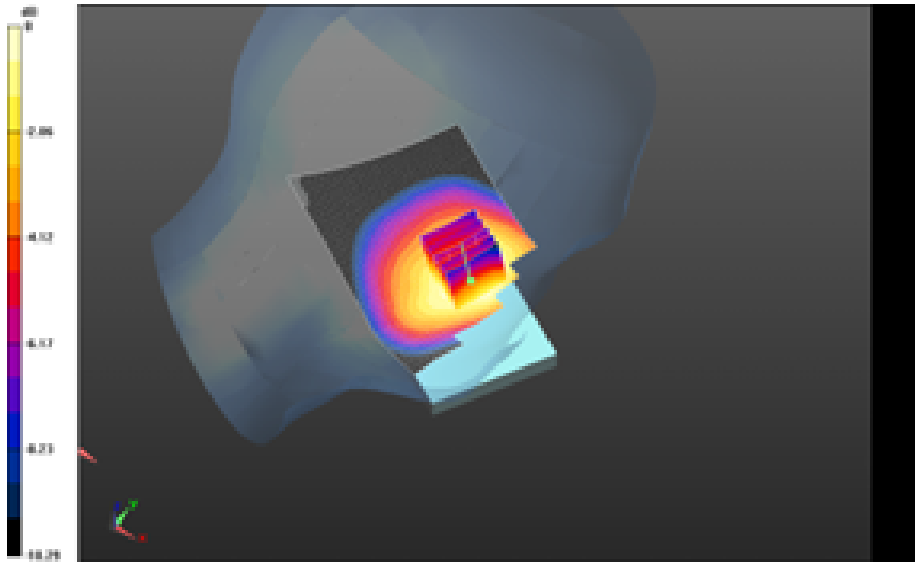
Interpolated grid: dx=1.500 mm, dy=1.500 mm, dz=1.000 mm

Reference Value = 10.759 V/m; **Power Drift = 0.015 dB**


**Averaged SAR: SAR(1g) = 0.555 W/kg; SAR(10g) = 0.421 W/kg**

Maximum value of SAR (interpolated) = 0.698 W/kg

	Document <b>Appendix B for the BlackBerry® Smartphone Model RFQ111LW SAR Report</b>			Page <b>53(107)</b>
	Author Data <b>Andrew Becker</b>	Dates of Test <b>Apr 02 - May 14, 2013</b>	Test Report No <b>RTS-6026-1305-18</b>	FCC ID: <b>L6ARFQ110LW</b>



0 dB = 0.611 W/kg = -2.14 dBW/kg

	Document <b>Appendix B for the BlackBerry® Smartphone Model RFQ111LW SAR Report</b>			Page <b>54(107)</b>
	Author Data <b>Andrew Becker</b>	Dates of Test <b>Apr 02 - May 14, 2013</b>	Test Report No <b>RTS-6026-1305-18</b>	FCC ID: <b>L6ARFQ110LW</b>

**Left-Hand-Side HSL - UMTS Band V/Tilt Position -**

**UMTS\_V\_chan4182\_amb\_temp\_23.3C\_liq\_temp\_21.2C/Area Scan (61x91x1):** Interpolated grid: dx=1.500 mm, dy=1.500 mm

Maximum value of SAR (interpolated) = 0.391 W/kg

**Left-Hand-Side HSL - UMTS Band V/Tilt Position -**


**UMTS\_V\_chan4182\_amb\_temp\_23.3C\_liq\_temp\_21.2C/Zoom Scan (21x21x36)/Cube 0:**

Interpolated grid: dx=1.500 mm, dy=1.500 mm, dz=1.000 mm


Reference Value = 21.465 V/m; **Power Drift = 0.073 dB**

**Averaged SAR: SAR(1g) = 0.356 W/kg; SAR(10g) = 0.274 W/kg**


Maximum value of SAR (interpolated) = 0.441 W/kg



0 dB = 0.611 W/kg = -2.14 dBW/kg

	Document <b>Appendix B for the BlackBerry® Smartphone Model RFQ111LW SAR Report</b>			Page <b>55(107)</b>
	Author Data <b>Andrew Becker</b>	Dates of Test <b>Apr 02 - May 14, 2013</b>	Test Report No <b>RTS-6026-1305-18</b>	FCC ID: <b>L6ARFQ110LW</b>

# CDMA 850

	Document <b>Appendix B for the BlackBerry® Smartphone Model RFQ111LW SAR Report</b>			Page <b>56(107)</b>
	Author Data <b>Andrew Becker</b>	Dates of Test <b>Apr 02 - May 14, 2013</b>	Test Report No <b>RTS-6026-1305-18</b>	FCC ID: <b>L6ARFQ110LW</b>

Date: 4/16/2013

Test Lab: RIM Testing Services

**DUT Name: BlackBerry Smartphone, Type: Sample , Serial: 333CB445**

**Configuration: Right-Hand-Side HSL - CDMA 850**

Communication System: CDMA 850; Communication System Band: CDMA 2000 Cellular;

Frequency: 836.52 MHz

Medium Parameters used: f=836.52 MHz;  $\sigma = 0.895$  S/m;  $\epsilon_r = 41.498$ ;  $\rho = 1.000$  g/cm<sup>3</sup>

Phantom section: Right Section

**DASY Configuration:**

- Probe: ES3DV3 - SN3225; ConvF: (6.19,6.19,6.19); Calibrated: 1/10/2013;
- Sensor-Surface: 3 mm (Mechanical Surface Detection)
- Electronics: DAE4 Sn881; Calibrated: 1/14/2013
- Phantom: SAM 1; Type: SAM 4.0; Serial: 1076
- DASY52 52.8.4(1052); SEMCAD X Version 14.6.8 (7028)

**Right-Hand-Side HSL - CDMA 850/Touch Position -**

**CDMA\_850\_chan384\_amb\_temp\_23.1C\_liq\_temp\_21.0C/Area Scan (61x91x1):** Interpolated grid: dx=1.500 mm, dy=1.500 mm

Maximum value of SAR (interpolated) = 0.424 W/kg

**Right-Hand-Side HSL - CDMA 850/Touch Position -**

**CDMA\_850\_chan384\_amb\_temp\_23.1C\_liq\_temp\_21.0C/Zoom Scan (21x21x36)/Cube 0:**


Interpolated grid: dx=1.500 mm, dy=1.500 mm, dz=1.000 mm


Reference Value = 22.223 V/m; **Power Drift = -0.057 dB**

**Averaged SAR: SAR(1g) = 0.391 W/kg; SAR(10g) = 0.295 W/kg**


Maximum value of SAR (interpolated) = 0.488 W/kg



	Document <b>Appendix B for the BlackBerry® Smartphone Model RFQ111LW SAR Report</b>			Page <b>57(107)</b>
	Author Data <b>Andrew Becker</b>	Dates of Test <b>Apr 02 - May 14, 2013</b>	Test Report No <b>RTS-6026-1305-18</b>	FCC ID: <b>L6ARFQ110LW</b>



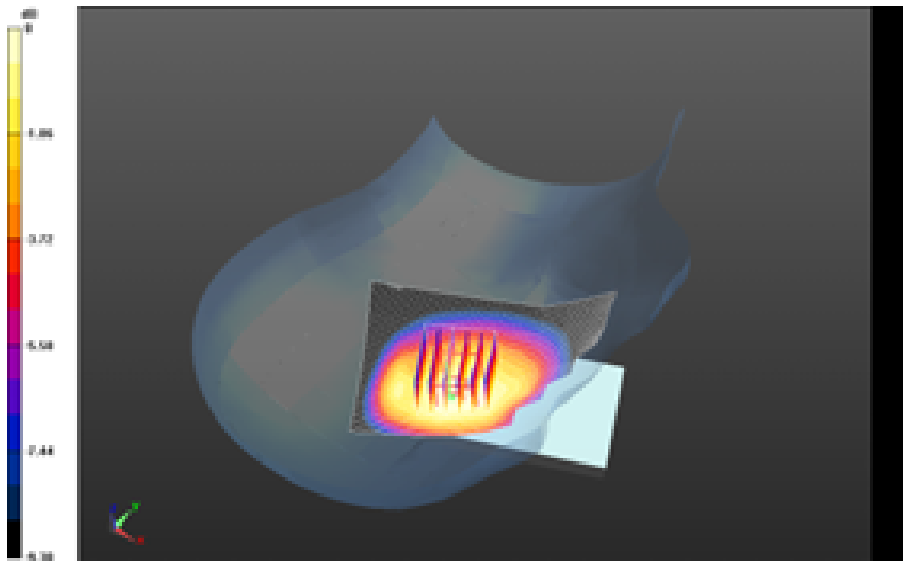
0 dB = 0.426 W/kg = -3.71 dBW/kg

	Document <b>Appendix B for the BlackBerry® Smartphone Model RFQ111LW SAR Report</b>			Page <b>58(107)</b>
	Author Data <b>Andrew Becker</b>	Dates of Test <b>Apr 02 - May 14, 2013</b>	Test Report No <b>RTS-6026-1305-18</b>	FCC ID: <b>L6ARFQ110LW</b>


**Right-Hand-Side HSL - CDMA 850/Tilt Position -  
CDMA\_850\_chan384\_amb\_temp\_23.1C\_liq\_temp\_21.0C/Area Scan (61x91x1):** Interpolated  
grid: dx=1.500 mm, dy=1.500 mm  
Maximum value of SAR (interpolated) = 0.267 W/kg

**Right-Hand-Side HSL - CDMA 850/Tilt Position -  
CDMA\_850\_chan384\_amb\_temp\_23.1C\_liq\_temp\_21.0C/Zoom Scan (26x26x36)/Cube 0:**  
Interpolated grid: dx=1.500 mm, dy=1.500 mm, dz=1.000 mm  
Reference Value = 17.238 V/m; **Power Drift = 0.068 dB**

**Averaged SAR: SAR(1g) = 0.243 W/kg; SAR(10g) = 0.184 W/kg**  
Maximum value of SAR (interpolated) = 0.303 W/kg



0 dB = 0.426 W/kg = -3.71 dBW/kg

	Document <b>Appendix B for the BlackBerry® Smartphone Model RFQ111LW SAR Report</b>			Page <b>59(107)</b>
	Author Data <b>Andrew Becker</b>	Dates of Test <b>Apr 02 - May 14, 2013</b>	Test Report No <b>RTS-6026-1305-18</b>	FCC ID: <b>L6ARFQ110LW</b>

Date: 4/16/2013

Test Lab: RIM Testing Services

**DUT Name: BlackBerry Smartphone, Type: Sample , Serial: 333CB445**

**Configuration: Left-Hand-Side HSL - CDMA 850**

Communication System: CDMA 850; Communication System Band: CDMA 2000 Cellular;

Frequency: 824.7 MHz

Medium Parameters used: f=825 MHz;  $\sigma = 0.884$  S/m;  $\epsilon_r = 41.634$ ;  $\rho = 1.000$  g/cm<sup>3</sup>

Phantom section: Left Section

**DASY Configuration:**

- Probe: ES3DV3 - SN3225; ConvF: (6.19,6.19,6.19); Calibrated: 1/10/2013;
- Sensor-Surface: 3 mm (Mechanical Surface Detection)
- Electronics: DAE4 Sn881; Calibrated: 1/14/2013
- Phantom: SAM 1; Type: SAM 4.0; Serial: 1076
- DASY52 52.8.4(1052); SEMCAD X Version 14.6.8 (7028)

**Left-Hand-Side HSL - CDMA 850/Touch Position -**

**CDMA\_850\_chan1013\_amb\_temp\_23.4C\_liq\_temp\_21.0C/Area Scan (61x91x1):** Interpolated grid: dx=1.500 mm, dy=1.500 mm

Maximum value of SAR (interpolated) = 0.688 W/kg

**Left-Hand-Side HSL - CDMA 850/Touch Position -**


**CDMA\_850\_chan1013\_amb\_temp\_23.4C\_liq\_temp\_21.0C/Zoom Scan (21x21x36)/Cube 0:**

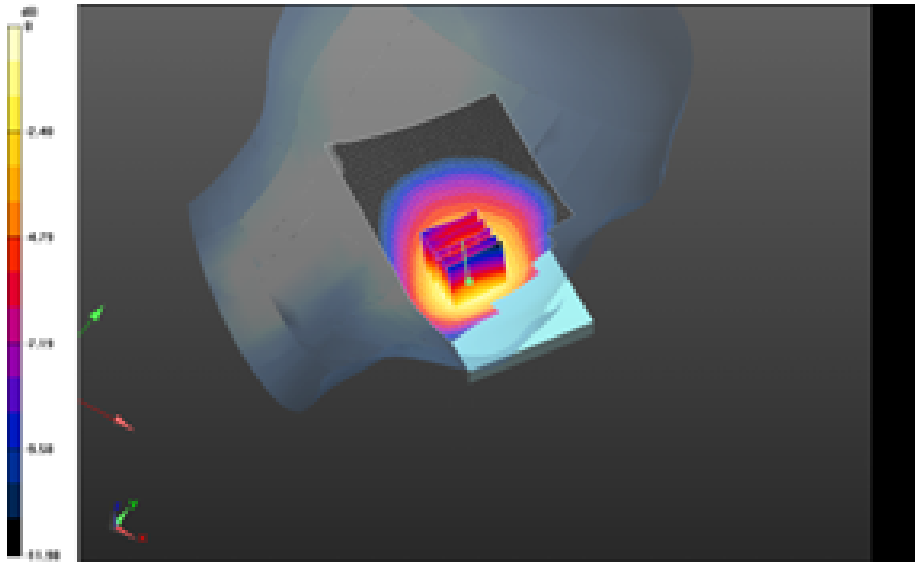
Interpolated grid: dx=1.500 mm, dy=1.500 mm, dz=1.000 mm

Reference Value = 9.023 V/m; **Power Drift = 0.085 dB**


**Averaged SAR: SAR(1g) = 0.613 W/kg; SAR(10g) = 0.439 W/kg**

Maximum value of SAR (interpolated) = 0.776 W/kg

	Document <b>Appendix B for the BlackBerry® Smartphone Model RFQ111LW SAR Report</b>			Page <b>60(107)</b>
	Author Data <b>Andrew Becker</b>	Dates of Test <b>Apr 02 - May 14, 2013</b>	Test Report No <b>RTS-6026-1305-18</b>	FCC ID: <b>L6ARFQ110LW</b>



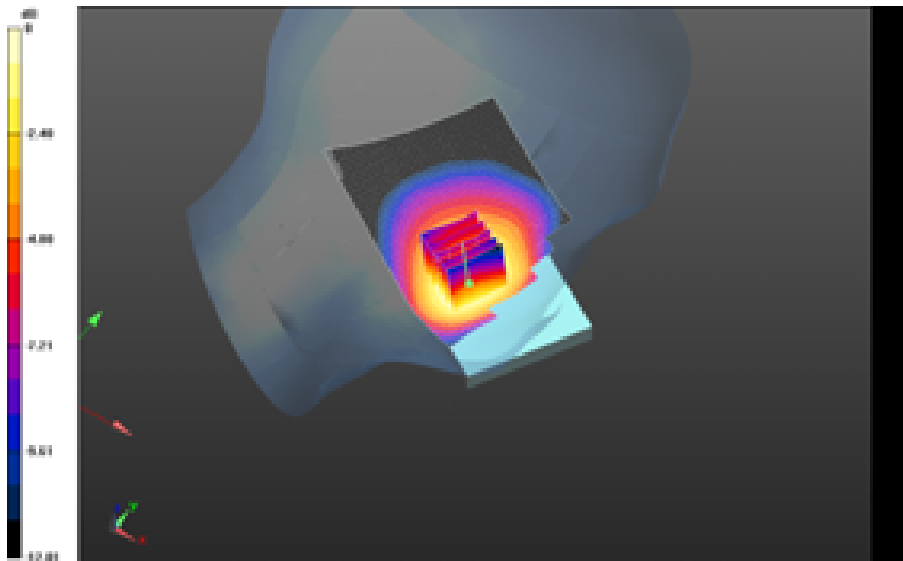
0 dB = 0.683 W/kg = -1.66 dBW/kg

	Document <b>Appendix B for the BlackBerry® Smartphone Model RFQ111LW SAR Report</b>			Page <b>61(107)</b>
	Author Data <b>Andrew Becker</b>	Dates of Test <b>Apr 02 - May 14, 2013</b>	Test Report No <b>RTS-6026-1305-18</b>	FCC ID: <b>L6ARFQ110LW</b>


**Left-Hand-Side HSL - CDMA 850/Touch Position -  
CDMA\_850\_chan384\_amb\_temp\_23.1C\_liq\_temp\_21.0C/Area Scan (61x91x1):** Interpolated  
grid: dx=1.500 mm, dy=1.500 mm  
Maximum value of SAR (interpolated) = 0.627 W/kg

**Left-Hand-Side HSL - CDMA 850/Touch Position -  
CDMA\_850\_chan384\_amb\_temp\_23.1C\_liq\_temp\_21.0C/Zoom Scan (21x21x36)/Cube 0:**  
Interpolated grid: dx=1.500 mm, dy=1.500 mm, dz=1.000 mm  
Reference Value = 8.670 V/m; **Power Drift = -0.059 dB**

**Averaged SAR: SAR(1g) = 0.551 W/kg; SAR(10g) = 0.393 W/kg**  
Maximum value of SAR (interpolated) = 0.715 W/kg



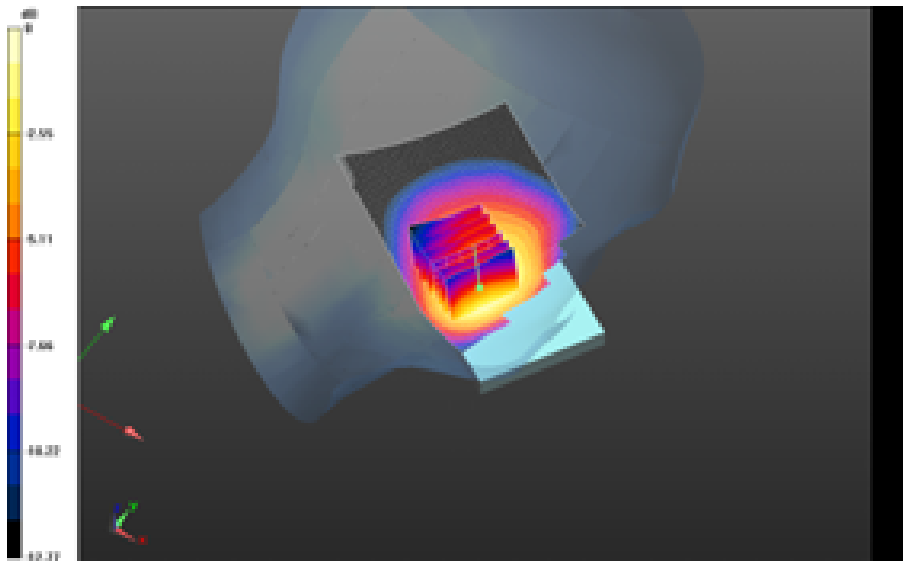
0 dB = 0.683 W/kg = -1.66 dBW/kg

	Document <b>Appendix B for the BlackBerry® Smartphone Model RFQ111LW SAR Report</b>			Page <b>62(107)</b>
	Author Data <b>Andrew Becker</b>	Dates of Test <b>Apr 02 - May 14, 2013</b>	Test Report No <b>RTS-6026-1305-18</b>	FCC ID: <b>L6ARFQ110LW</b>


**Left-Hand-Side HSL - CDMA 850/Touch Position -  
CDMA\_850\_chan777\_amb\_temp\_23.4C\_liq\_temp\_21.0C/Area Scan (61x91x1):** Interpolated grid: dx=1.500 mm, dy=1.500 mm  
Maximum value of SAR (interpolated) = 0.757 W/kg

**Left-Hand-Side HSL - CDMA 850/Touch Position -  
CDMA\_850\_chan777\_amb\_temp\_23.4C\_liq\_temp\_21.0C/Zoom Scan (26x26x36)/Cube 0:** Interpolated grid: dx=1.500 mm, dy=1.500 mm, dz=1.000 mm  
Reference Value = 9.847 V/m; **Power Drift = -0.153 dB**

**Averaged SAR: SAR(1g) = 0.659 W/kg; SAR(10g) = 0.470 W/kg**  
Maximum value of SAR (interpolated) = 0.855 W/kg



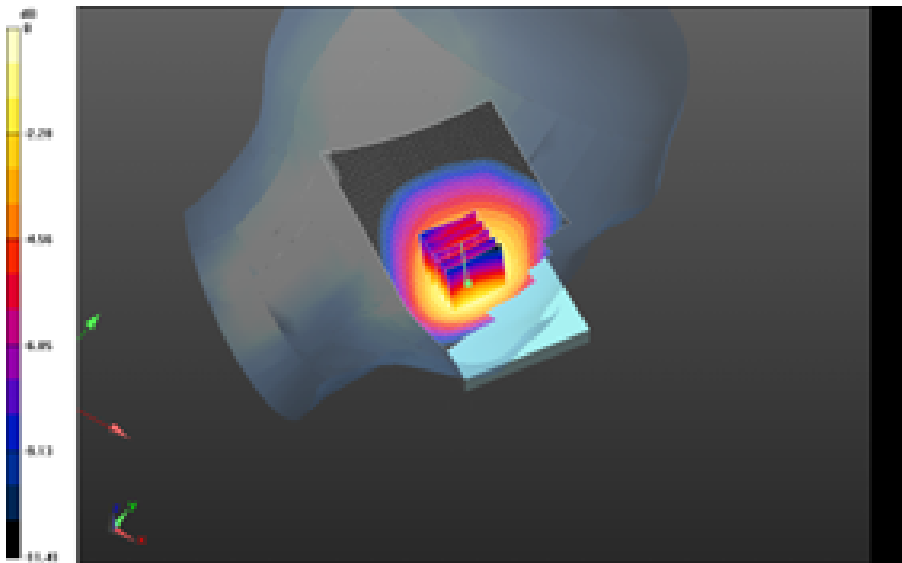
0 dB = 0.610 W/kg = -2.15 dBW/kg

	Document <b>Appendix B for the BlackBerry® Smartphone Model RFQ111LW SAR Report</b>			Page <b>63(107)</b>
	Author Data <b>Andrew Becker</b>	Dates of Test <b>Apr 02 - May 14, 2013</b>	Test Report No <b>RTS-6026-1305-18</b>	FCC ID: <b>L6ARFQ110LW</b>


**Left-Hand-Side HSL - CDMA 850/Touch Position\_2100mA - CDMA\_850\_chan777\_amb\_temp\_23.1C\_liq\_temp\_21.0C/Area Scan (61x91x1):** Interpolated grid: dx=1.500 mm, dy=1.500 mm  
Maximum value of SAR (interpolated) = 0.751 W/kg

**Left-Hand-Side HSL - CDMA 850/Touch Position\_2100mA - CDMA\_850\_chan777\_amb\_temp\_23.1C\_liq\_temp\_21.0C/Zoom Scan (21x21x36)/Cube 0:** Interpolated grid: dx=1.500 mm, dy=1.500 mm, dz=1.000 mm  
Reference Value = 10.140 V/m; **Power Drift = -0.161 dB**

**Averaged SAR: SAR(1g) = 0.665 W/kg; SAR(10g) = 0.481 W/kg**  
Maximum value of SAR (interpolated) = 0.863 W/kg




0 dB = 0.738 W/kg = -1.32 dBW/kg

	Document <b>Appendix B for the BlackBerry® Smartphone Model RFQ111LW SAR Report</b>			Page <b>64(107)</b>
	Author Data <b>Andrew Becker</b>	Dates of Test <b>Apr 02 - May 14, 2013</b>	Test Report No <b>RTS-6026-1305-18</b>	FCC ID: <b>L6ARFQ110LW</b>

**Left-Hand-Side HSL - CDMA 850/Tilt Position -  
CDMA\_850\_chan384\_amb\_temp\_23.1C\_liq\_temp\_21.0C/Area Scan (61x91x1):** Interpolated  
grid: dx=1.500 mm, dy=1.500 mm  
Maximum value of SAR (interpolated) = 0.258 W/kg


**Left-Hand-Side HSL - CDMA 850/Tilt Position -  
CDMA\_850\_chan384\_amb\_temp\_23.1C\_liq\_temp\_21.0C/Zoom Scan (21x21x36)/Cube 0:**  
Interpolated grid: dx=1.500 mm, dy=1.500 mm, dz=1.000 mm  
Reference Value = 17.025 V/m; **Power Drift = -0.041 dB**

**Averaged SAR: SAR(1g) = 0.235 W/kg; SAR(10g) = 0.180 W/kg**  
Maximum value of SAR (interpolated) = 0.296 W/kg




0 dB = 0.739 W/kg = -1.31 dBW/kg



	Document <b>Appendix B for the BlackBerry® Smartphone Model RFQ111LW SAR Report</b>			Page <b>65(107)</b>
	Author Data <b>Andrew Becker</b>	Dates of Test <b>Apr 02 - May 14, 2013</b>	Test Report No <b>RTS-6026-1305-18</b>	FCC ID: <b>L6ARFQ110LW</b>

# GSM/DTM 1900

	Document <b>Appendix B for the BlackBerry® Smartphone Model RFQ111LW SAR Report</b>			Page <b>66(107)</b>
	Author Data <b>Andrew Becker</b>	Dates of Test <b>Apr 02 - May 14, 2013</b>	Test Report No <b>RTS-6026-1305-18</b>	FCC ID: <b>L6ARFQ110LW</b>

Date: 4/10/2013

Test Lab: RIM Testing Services

**DUT Name: BlackBerry Smartphone, Type: Sample , Serial: 333CB445**

**Configuration: Right-Hand-Side HSL - DTM 1900**

Communication System: DTM 1900; Communication System Band: DTM 1900; Frequency: 1880 MHz

Medium Parameters used: f=1880 MHz;  $\sigma = 1.360$  S/m;  $\epsilon_r = 38.351$ ;  $\rho = 1.000$  g/cm<sup>3</sup>

Phantom section: Right Section

**DASY Configuration:**

- Probe: ES3DV3 - SN3225; ConvF: (5.35,5.35,5.35); Calibrated: 1/10/2013;
- Sensor-Surface: 3 mm (Mechanical Surface Detection)
- Electronics: DAE4 Sn881; Calibrated: 1/14/2013
- Phantom: SAM 1; Type: SAM 4.0; Serial: 1076
- DASY52 52.8.4(1052); SEMCAD X Version 14.6.8 (7028)

**Right-Hand-Side HSL - DTM 1900/Touch Position -**

**DTM1900\_chan661\_amb\_temp\_23.2C\_liq\_temp\_21.1C/Area Scan (61x91x1):** Interpolated grid: dx=1.500 mm, dy=1.500 mm

Reference Value = 10.519 V/m; **Power Drift = -0.043 dB**


**Right-Hand-Side HSL - DTM 1900/Touch Position -**

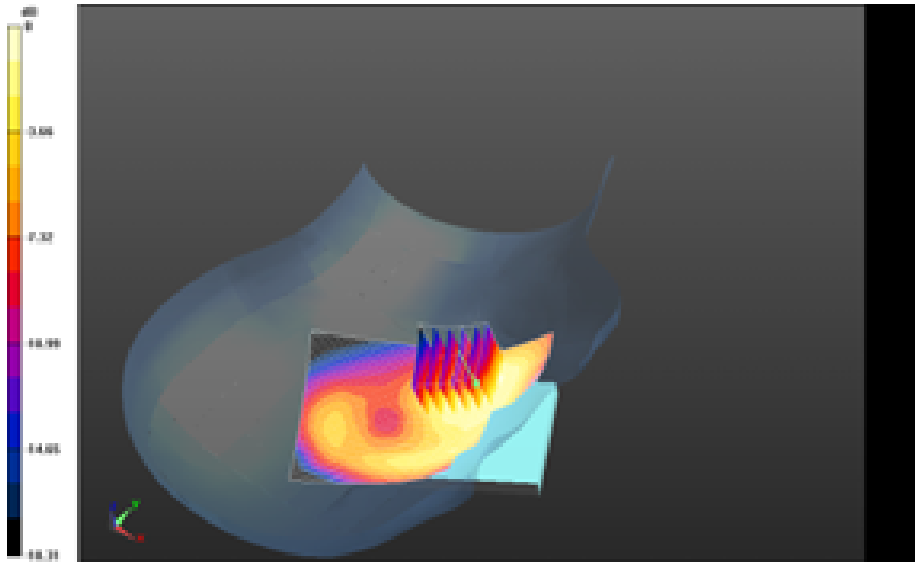
**DTM1900\_chan661\_amb\_temp\_23.2C\_liq\_temp\_21.1C/Zoom Scan (26x26x36)/Cube 0:** Interpolated grid: dx=1.500 mm, dy=1.500 mm, dz=1.000 mm

Reference Value = 19.007 V/m; **Power Drift = -0.043 dB**


**Averaged SAR: SAR(1g) = 0.360 W/kg; SAR(10g) = 0.208 W/kg**

Maximum value of SAR (interpolated) = 0.629 W/kg

	Document <b>Appendix B for the BlackBerry® Smartphone Model RFQ111LW SAR Report</b>			Page <b>67(107)</b>
	Author Data <b>Andrew Becker</b>	Dates of Test <b>Apr 02 - May 14, 2013</b>	Test Report No <b>RTS-6026-1305-18</b>	FCC ID: <b>L6ARFQ110LW</b>



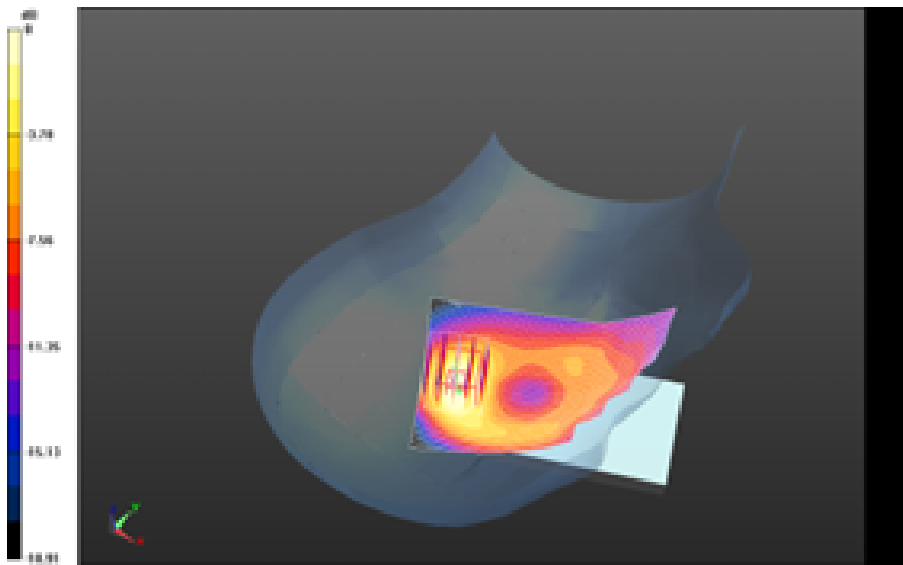
0 dB = 0.443 W/kg = -3.54 dBW/kg

	Document <b>Appendix B for the BlackBerry® Smartphone Model RFQ111LW SAR Report</b>			Page <b>68(107)</b>
	Author Data <b>Andrew Becker</b>	Dates of Test <b>Apr 02 - May 14, 2013</b>	Test Report No <b>RTS-6026-1305-18</b>	FCC ID: <b>L6ARFQ110LW</b>


**Right-Hand-Side HSL - DTM 1900/Tilt Position -**  
**DTM1900\_chan661\_amb\_temp\_23.2C\_liq\_temp\_21.1C/Area Scan (61x91x1):** Interpolated grid: dx=1.500 mm, dy=1.500 mm  
Reference Value = 14.119 V/m; **Power Drift = 0.00368 dB**

**Right-Hand-Side HSL - DTM 1900/Tilt Position -**  
**DTM1900\_chan661\_amb\_temp\_23.2C\_liq\_temp\_21.1C/Zoom Scan (21x21x36)/Cube 0:** Interpolated grid: dx=1.500 mm, dy=1.500 mm, dz=1.000 mm  
Reference Value = 15.041 V/m; **Power Drift = 0.00368 dB**

**Averaged SAR: SAR(1g) = 0.258 W/kg; SAR(10g) = 0.144 W/kg**  
Maximum value of SAR (interpolated) = 0.415 W/kg




0 dB = 0.443 W/kg = -3.54 dBW/kg

	Document <b>Appendix B for the BlackBerry® Smartphone Model RFQ111LW SAR Report</b>			Page <b>69(107)</b>
	Author Data <b>Andrew Becker</b>	Dates of Test <b>Apr 02 - May 14, 2013</b>	Test Report No <b>RTS-6026-1305-18</b>	FCC ID: <b>L6ARFQ110LW</b>


**Right-Hand-Side HSL - DTM 1900/Touch Position - GSM1900\_chan661\_amb\_temp\_23.2C\_liq\_temp\_21.1C/Area Scan (61x91x1):** Interpolated grid: dx=1.500 mm, dy=1.500 mm  
Reference Value = 10.727 V/m; **Power Drift = 0.057 dB**

**Right-Hand-Side HSL - DTM 1900/Touch Position - GSM1900\_chan661\_amb\_temp\_23.2C\_liq\_temp\_21.1C/Zoom Scan (26x26x36)/Cube 0:** Interpolated grid: dx=1.500 mm, dy=1.500 mm, dz=1.000 mm  
Reference Value = 18.976 V/m; **Power Drift = 0.057 dB**

**Averaged SAR: SAR(1g) = 0.348 W/kg; SAR(10g) = 0.197 W/kg**  
Maximum value of SAR (interpolated) = 0.606 W/kg



0 dB = 0.318 W/kg = -4.98 dBW/kg

	Document <b>Appendix B for the BlackBerry® Smartphone Model RFQ111LW SAR Report</b>			Page <b>70(107)</b>
	Author Data <b>Andrew Becker</b>	Dates of Test <b>Apr 02 - May 14, 2013</b>	Test Report No <b>RTS-6026-1305-18</b>	FCC ID: <b>L6ARFQ110LW</b>

Date: 4/10/2013

Test Lab: RIM Testing Services

**DUT Name: BlackBerry Smartphone, Type: Sample , Serial: 333CB445**

**Configuration: Left-Hand-Side HSL - DTM 1900**

Communication System: DTM 1900; Communication System Band: DTM 1900; Frequency: 1880 MHz

Medium Parameters used:  $f=1880$  MHz;  $\sigma = 1.360$  S/m;  $\epsilon_r = 38.351$ ;  $\rho = 1.000$  g/cm<sup>3</sup>

Phantom section: Left Section

**DASY Configuration:**

- Probe: ES3DV3 - SN3225; ConvF: (5.35,5.35,5.35); Calibrated: 1/10/2013;
- Sensor-Surface: 3 mm (Mechanical Surface Detection)
- Electronics: DAE4 Sn881; Calibrated: 1/14/2013
- Phantom: SAM 1; Type: SAM 4.0; Serial: 1076
- DASY52 52.8.4(1052); SEMCAD X Version 14.6.8 (7028)

**Left-Hand-Side HSL - DTM 1900/Touch Position -**

**DTM1900\_chan661\_amb\_temp\_23.2C\_liq\_temp\_21.1C/Area Scan (61x91x1):** Interpolated grid: dx=1.500 mm, dy=1.500 mm

Reference Value = 10.769 V/m; **Power Drift = 0.233 dB**

**Left-Hand-Side HSL - DTM 1900/Touch Position -**


**DTM1900\_chan661\_amb\_temp\_23.2C\_liq\_temp\_21.1C/Zoom Scan (26x26x36)/Cube 0:**

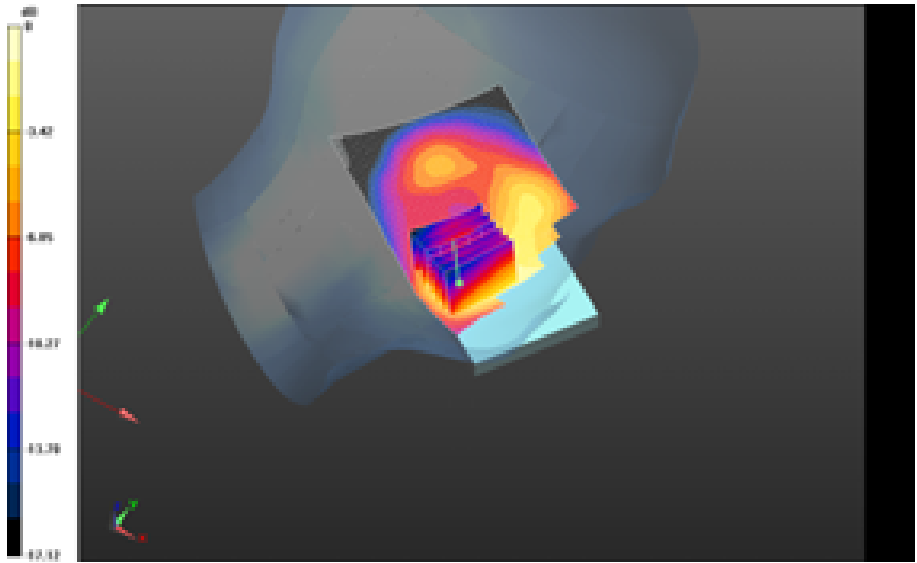
Interpolated grid: dx=1.500 mm, dy=1.500 mm, dz=1.000 mm

Reference Value = 10.769 V/m; **Power Drift = 0.233 dB**


**Averaged SAR: SAR(1g) = 0.419 W/kg; SAR(10g) = 0.251 W/kg**

Maximum value of SAR (interpolated) = 0.646 W/kg

	Document <b>Appendix B for the BlackBerry® Smartphone Model RFQ111LW SAR Report</b>			Page <b>71(107)</b>
	Author Data <b>Andrew Becker</b>	Dates of Test <b>Apr 02 - May 14, 2013</b>	Test Report No <b>RTS-6026-1305-18</b>	FCC ID: <b>L6ARFQ110LW</b>



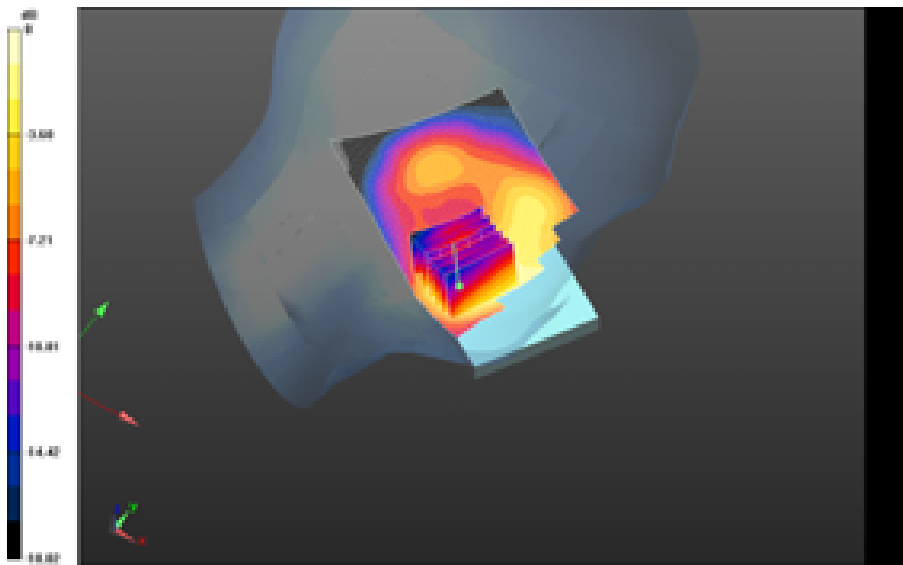
0 dB = 0.491 W/kg = -3.09 dBW/kg

	Document <b>Appendix B for the BlackBerry® Smartphone Model RFQ111LW SAR Report</b>			Page <b>72(107)</b>
	Author Data <b>Andrew Becker</b>	Dates of Test <b>Apr 02 - May 14, 2013</b>	Test Report No <b>RTS-6026-1305-18</b>	FCC ID: <b>L6ARFQ110LW</b>

**Left-Hand-Side HSL - DTM 1900/Touch Position - DTM1900\_chan661\_3-Slots\_amb\_temp\_23.2C\_liq\_temp\_21.1C/Area Scan (61x91x1):** Interpolated grid: dx=1.500 mm, dy=1.500 mm  
Reference Value = 9.943 V/m; **Power Drift = 0.173 dB**


**Left-Hand-Side HSL - DTM 1900/Touch Position - DTM1900\_chan661\_3-Slots\_amb\_temp\_23.2C\_liq\_temp\_21.1C/Zoom Scan (26x26x36)/Cube 0:** Interpolated grid: dx=1.500 mm, dy=1.500 mm, dz=1.000 mm  
Reference Value = 9.943 V/m; **Power Drift = 0.173 dB**

**Averaged SAR: SAR(1g) = 0.328 W/kg; SAR(10g) = 0.199 W/kg**  
Maximum value of SAR (interpolated) = 0.503 W/kg



0 dB = 0.491 W/kg = -3.09 dBW/kg

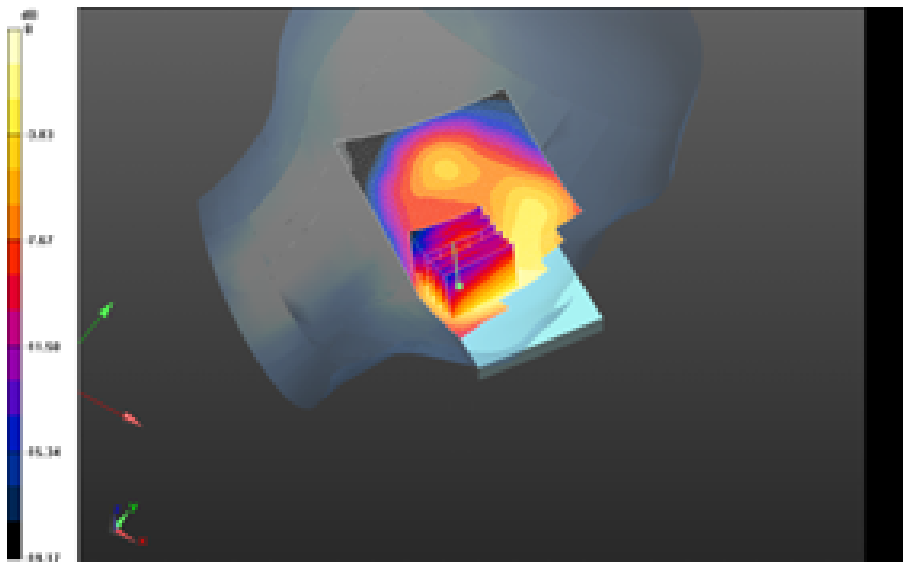


	Document <b>Appendix B for the BlackBerry® Smartphone Model RFQ111LW SAR Report</b>			Page <b>73(107)</b>
	Author Data <b>Andrew Becker</b>	Dates of Test <b>Apr 02 - May 14, 2013</b>	Test Report No <b>RTS-6026-1305-18</b>	FCC ID: <b>L6ARFQ110LW</b>


**Left-Hand-Side HSL - DTM 1900/Touch Position - EDGE1900\_chan661\_4-Slots\_amb\_temp\_23.2C\_liq\_temp\_21.1C 2/Area Scan (61x91x1):** Interpolated grid: dx=1.500 mm, dy=1.500 mm  
Reference Value = 10.888 V/m; **Power Drift = -0.065 dB**

**Left-Hand-Side HSL - DTM 1900/Touch Position - EDGE1900\_chan661\_4-Slots\_amb\_temp\_23.2C\_liq\_temp\_21.1C 2/Zoom Scan (26x26x36)/Cube 0:** Interpolated grid: dx=1.500 mm, dy=1.500 mm, dz=1.000 mm  
Reference Value = 17.541 V/m; **Power Drift = -0.065 dB**

**Averaged SAR: SAR(1g) = 0.382 W/kg; SAR(10g) = 0.230 W/kg**  
Maximum value of SAR (interpolated) = 0.580 W/kg



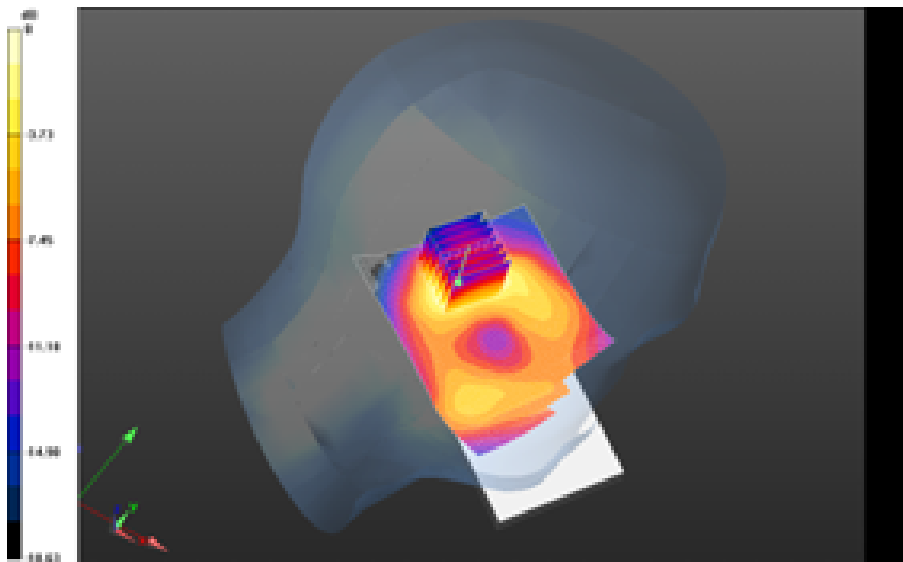
0 dB = 0.387 W/kg = -4.12 dBW/kg

	Document <b>Appendix B for the BlackBerry® Smartphone Model RFQ111LW SAR Report</b>			Page <b>74(107)</b>
	Author Data <b>Andrew Becker</b>	Dates of Test <b>Apr 02 - May 14, 2013</b>	Test Report No <b>RTS-6026-1305-18</b>	FCC ID: <b>L6ARFQ110LW</b>


**Left-Hand-Side HSL - DTM 1900/Tilt Position -**  
**DTM1900\_chan661\_amb\_temp\_23.2C\_liq\_temp\_21.1C/Area Scan (61x91x1):** Interpolated grid: dx=1.500 mm, dy=1.500 mm  
Reference Value = 13.880 V/m; **Power Drift = 0.037 dB**

**Left-Hand-Side HSL - DTM 1900/Tilt Position -**  
**DTM1900\_chan661\_amb\_temp\_23.2C\_liq\_temp\_21.1C/Zoom Scan (31x31x36)/Cube 0:** Interpolated grid: dx=1.000 mm, dy=1.000 mm, dz=1.000 mm  
Reference Value = 13.770 V/m; **Power Drift = 0.037 dB**

**Averaged SAR: SAR(1g) = 0.227 W/kg; SAR(10g) = 0.127 W/kg**  
Maximum value of SAR (interpolated) = 0.372 W/kg



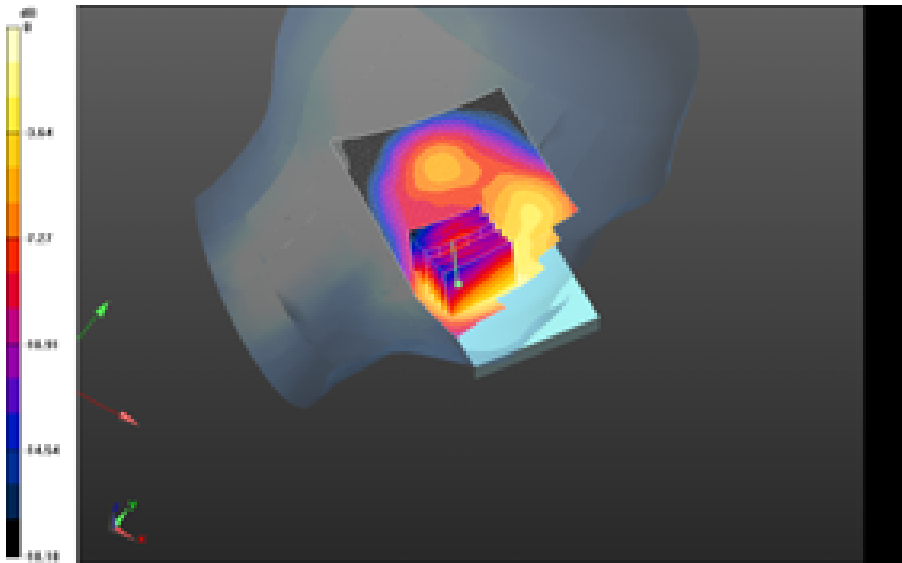
0 dB = 0.441 W/kg = -3.56 dBW/kg

	Document <b>Appendix B for the BlackBerry® Smartphone Model RFQ111LW SAR Report</b>			Page <b>75(107)</b>
	Author Data <b>Andrew Becker</b>	Dates of Test <b>Apr 02 - May 14, 2013</b>	Test Report No <b>RTS-6026-1305-18</b>	FCC ID: <b>L6ARFQ110LW</b>


**Left-Hand-Side HSL - DTM 1900/Touch Position -**  
**GSM1900\_chan661\_amb\_temp\_23.2C\_liq\_temp\_21.1C/Area Scan (61x91x1):** Interpolated  
 grid: dx=1.500 mm, dy=1.500 mm  
 Reference Value = 8.978 V/m; **Power Drift = 0.249 dB**

**Left-Hand-Side HSL - DTM 1900/Touch Position -**  
**GSM1900\_chan661\_amb\_temp\_23.2C\_liq\_temp\_21.1C/Zoom Scan (26x26x36)/Cube 0:**  
 Interpolated grid: dx=1.500 mm, dy=1.500 mm, dz=1.000 mm  
 Reference Value = 14.816 V/m; **Power Drift = 0.249 dB**

**Averaged SAR: SAR(1g) = 0.286 W/kg; SAR(10g) = 0.174 W/kg**  
 Maximum value of SAR (interpolated) = 0.426 W/kg



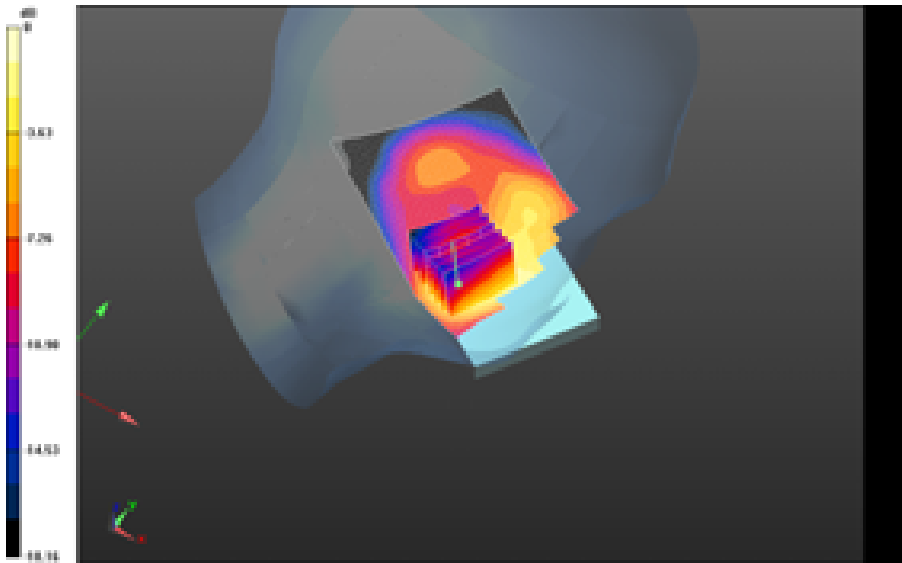
0 dB = 0.250 W/kg = -6.02 dBW/kg

	Document <b>Appendix B for the BlackBerry® Smartphone Model RFQ111LW SAR Report</b>			Page <b>76(107)</b>
	Author Data <b>Andrew Becker</b>	Dates of Test <b>Apr 02 - May 14, 2013</b>	Test Report No <b>RTS-6026-1305-18</b>	FCC ID: <b>L6ARFQ110LW</b>


**Left-Hand-Side HSL - DTM 1900/Touch Position\_2100mA - DTM1900\_chan661\_amb\_temp\_23.2C\_liq\_temp\_21.1C/Area Scan (61x91x1):** Interpolated grid: dx=1.500 mm, dy=1.500 mm  
Reference Value = 10.114 V/m; **Power Drift = 0.050 dB**

**Left-Hand-Side HSL - DTM 1900/Touch Position\_2100mA - DTM1900\_chan661\_amb\_temp\_23.2C\_liq\_temp\_21.1C/Zoom Scan (26x26x36)/Cube 0:** Interpolated grid: dx=1.500 mm, dy=1.500 mm, dz=1.000 mm  
Reference Value = 18.740 V/m; **Power Drift = 0.050 dB**


**Averaged SAR: SAR(1g) = 0.447 W/kg; SAR(10g) = 0.267 W/kg**  
Maximum value of SAR (interpolated) = 0.692 W/kg



0 dB = 0.336 W/kg = -4.74 dBW/kg

	Document <b>Appendix B for the BlackBerry® Smartphone Model RFQ111LW SAR Report</b>			Page <b>77(107)</b>
	Author Data <b>Andrew Becker</b>	Dates of Test <b>Apr 02 - May 14, 2013</b>	Test Report No <b>RTS-6026-1305-18</b>	FCC ID: <b>L6ARFQ110LW</b>

# UMTS Band II

	Document <b>Appendix B for the BlackBerry® Smartphone Model RFQ111LW SAR Report</b>			Page <b>78(107)</b>
	Author Data <b>Andrew Becker</b>	Dates of Test <b>Apr 02 - May 14, 2013</b>	Test Report No <b>RTS-6026-1305-18</b>	FCC ID: <b>L6ARFQ110LW</b>

Date: 4/8/2013

Test Lab: RIM Testing Services

**DUT Name: BlackBerry Smartphone, Type: Sample , Serial: 333CB445**

**Configuration: Right-Hand-Side HSL - UMTS Band II**

Communication System: WCDMA FDD II; Communication System Band: UMTS FDD II; Frequency: 1880 MHz

Medium Parameters used: f=1880 MHz;  $\sigma = 1.360$  S/m;  $\epsilon_r = 38.351$ ;  $\rho = 1.000$  g/cm<sup>3</sup>

Phantom section: Right Section

**DASY Configuration:**

- Probe: ES3DV3 - SN3225; ConvF: (5.35,5.35,5.35); Calibrated: 1/10/2013;
- Sensor-Surface: 3 mm (Mechanical Surface Detection)
- Electronics: DAE4 Sn881; Calibrated: 1/14/2013
- Phantom: SAM 1; Type: SAM 4.0; Serial: 1076
- DASY52 52.8.4(1052); SEMCAD X Version 14.6.8 (7028)

**Right-Hand-Side HSL - UMTS Band II/Touch Position -**

**UMTS\_band\_II\_chan9400\_amb\_temp\_23.7C\_liq\_temp\_21.2C/Area Scan (61x91x1):**

Interpolated grid: dx=1.500 mm, dy=1.500 mm

Reference Value = 14.894 V/m; **Power Drift = -0.166 dB**

**Right-Hand-Side HSL - UMTS Band II/Touch Position -**


**UMTS\_band\_II\_chan9400\_amb\_temp\_23.7C\_liq\_temp\_21.2C/Zoom Scan (31x26x36)/Cube 0:**

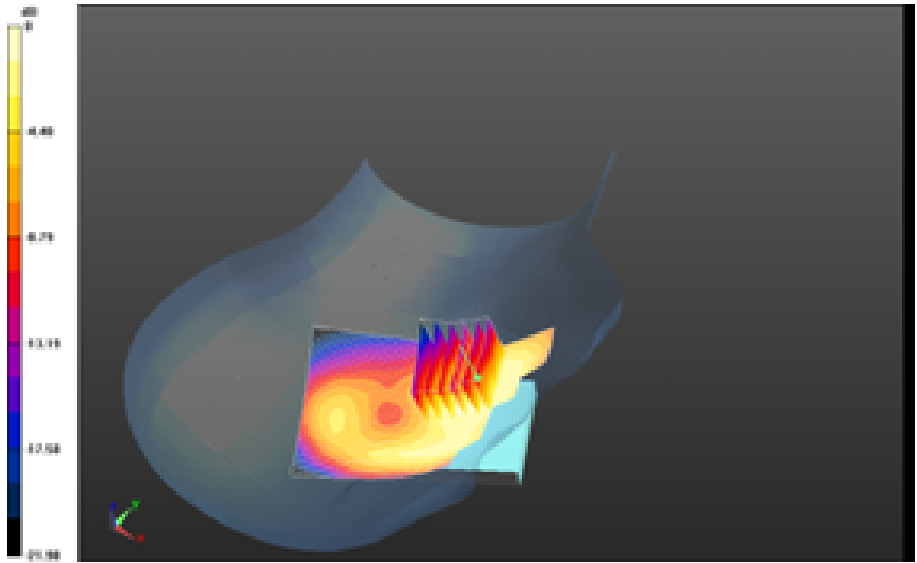
Interpolated grid: dx=1.500 mm, dy=1.500 mm, dz=1.000 mm

Reference Value = 14.894 V/m; **Power Drift = -0.166 dB**


**Averaged SAR: SAR(1g) = 0.621 W/kg; SAR(10g) = 0.369 W/kg**

Maximum value of SAR (interpolated) = 1.06 W/kg

	Document <b>Appendix B for the BlackBerry® Smartphone Model RFQ111LW SAR Report</b>			Page <b>79(107)</b>
	Author Data <b>Andrew Becker</b>	Dates of Test <b>Apr 02 - May 14, 2013</b>	Test Report No <b>RTS-6026-1305-18</b>	FCC ID: <b>L6ARFQ110LW</b>



0 dB = 0.762 W/kg = -1.18 dBW/kg

	Document <b>Appendix B for the BlackBerry® Smartphone Model RFQ111LW SAR Report</b>			Page <b>80(107)</b>
	Author Data <b>Andrew Becker</b>	Dates of Test <b>Apr 02 - May 14, 2013</b>	Test Report No <b>RTS-6026-1305-18</b>	FCC ID: <b>L6ARFQ110LW</b>

**Right-Hand-Side HSL - UMTS Band II/Tilt Position -**

**UMTS\_band\_II\_chan9400\_amb\_temp\_23.7C\_liq\_temp\_21.2C/Area Scan (61x91x1):**

Interpolated grid: dx=1.500 mm, dy=1.500 mm

Reference Value = 17.637 V/m; **Power Drift = 0.228 dB**

**Right-Hand-Side HSL - UMTS Band II/Tilt Position -**

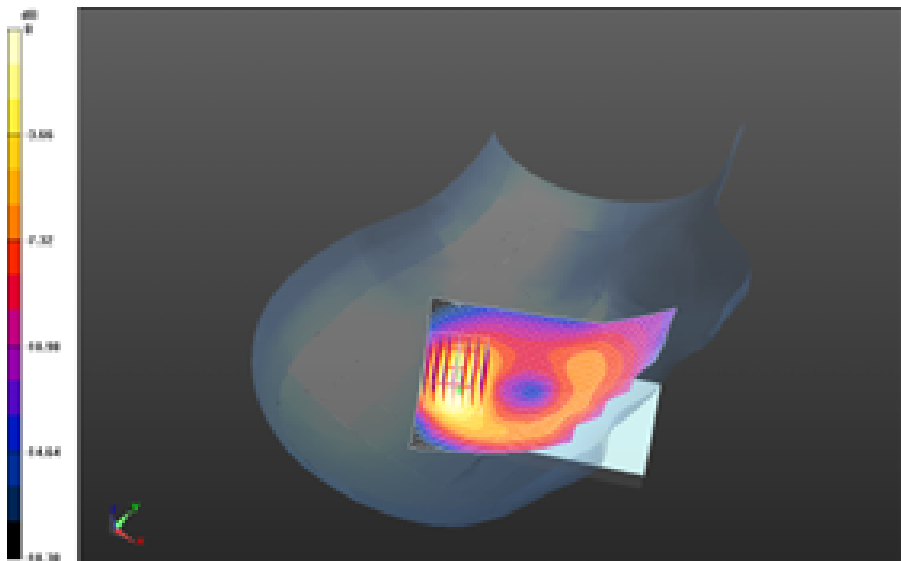
**UMTS\_band\_II\_chan9400\_amb\_temp\_23.7C\_liq\_temp\_21.2C/Zoom Scan (31x31x36)/Cube 0:**

Interpolated grid: dx=1.000 mm, dy=1.000 mm, dz=1.000 mm

Reference Value = 19.781 V/m; **Power Drift = 0.228 dB**


**Averaged SAR: SAR(1g) = 0.466 W/kg; SAR(10g) = 0.260 W/kg**

Maximum value of SAR (interpolated) = 0.750 W/kg



0 dB = 0.762 W/kg = -1.18 dBW/kg



	Document <b>Appendix B for the BlackBerry® Smartphone Model RFQ111LW SAR Report</b>			Page <b>81(107)</b>
	Author Data <b>Andrew Becker</b>	Dates of Test <b>Apr 02 - May 14, 2013</b>	Test Report No <b>RTS-6026-1305-18</b>	FCC ID: <b>L6ARFQ110LW</b>

Date: 4/8/2013

Test Lab: RIM Testing Services

**DUT Name: BlackBerry Smartphone, Type: Sample , Serial: 333CB445**

**Configuration: Left-Hand-Side HSL - UMTS Band II**

Communication System: WCDMA FDD II; Communication System Band: UMTS FDD II; Frequency: 1880 MHz

Medium Parameters used:  $f=1880$  MHz;  $\sigma = 1.360$  S/m;  $\epsilon_r = 38.351$ ;  $\rho = 1.000$  g/cm<sup>3</sup>

Phantom section: Left Section

**DASY Configuration:**

- Probe: ES3DV3 - SN3225; ConvF: (5.35,5.35,5.35); Calibrated: 1/10/2013;
- Sensor-Surface: 3 mm (Mechanical Surface Detection)
- Electronics: DAE4 Sn881; Calibrated: 1/14/2013
- Phantom: SAM 1; Type: SAM 4.0; Serial: 1076
- DASY52 52.8.4(1052); SEMCAD X Version 14.6.8 (7028)

**Left-Hand-Side HSL - UMTS Band II/Touch Position -**

**UMTS\_band\_II\_chan9400\_amb\_temp\_23.4C\_liq\_temp\_21.2C/Area Scan (61x91x1):**

Interpolated grid: dx=1.500 mm, dy=1.500 mm

Reference Value = 13.058 V/m; **Power Drift = -0.115 dB**

**Left-Hand-Side HSL - UMTS Band II/Touch Position -**


**UMTS\_band\_II\_chan9400\_amb\_temp\_23.4C\_liq\_temp\_21.2C/Zoom Scan (31x31x36)/Cube 0:**

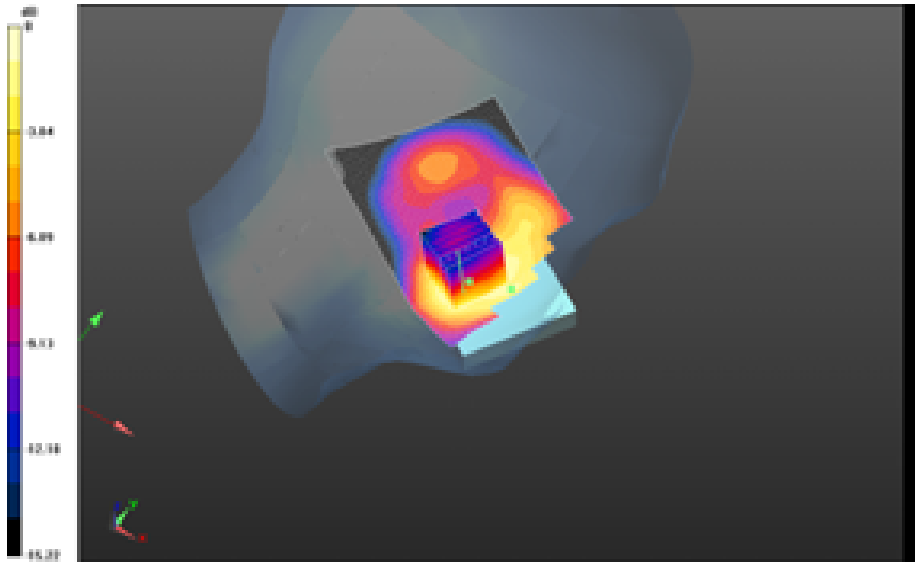
Interpolated grid: dx=1.000 mm, dy=1.000 mm, dz=1.000 mm

Reference Value = 13.058 V/m; **Power Drift = -0.115 dB**


**Averaged SAR: SAR(1g) = 0.689 W/kg; SAR(10g) = 0.421 W/kg**

Maximum value of SAR (interpolated) = 1.02 W/kg

	Document <b>Appendix B for the BlackBerry® Smartphone Model RFQ111LW SAR Report</b>			Page <b>82(107)</b>
	Author Data <b>Andrew Becker</b>	Dates of Test <b>Apr 02 - May 14, 2013</b>	Test Report No <b>RTS-6026-1305-18</b>	FCC ID: <b>L6ARFQ110LW</b>



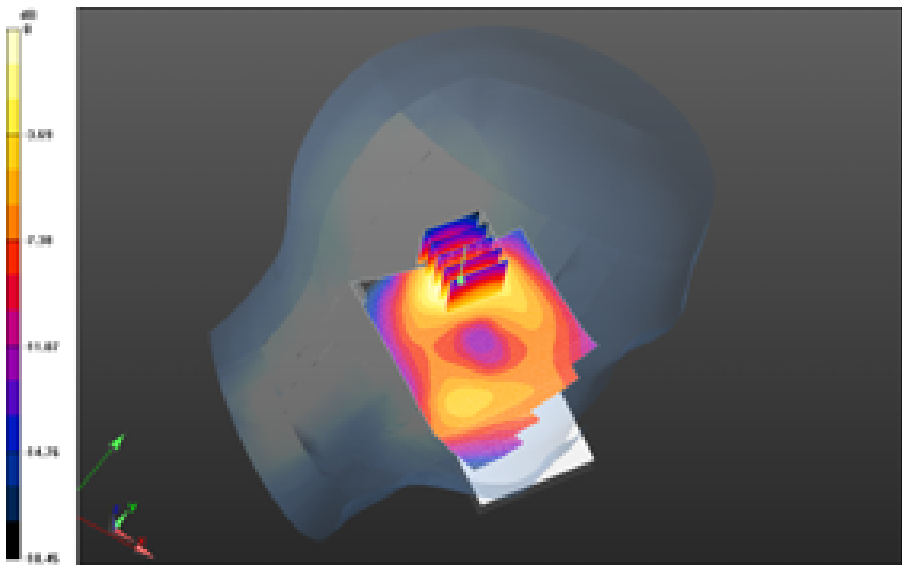
0 dB = 0.804 W/kg = -0.95 dBW/kg

	Document <b>Appendix B for the BlackBerry® Smartphone Model RFQ111LW SAR Report</b>			Page <b>83(107)</b>
	Author Data <b>Andrew Becker</b>	Dates of Test <b>Apr 02 - May 14, 2013</b>	Test Report No <b>RTS-6026-1305-18</b>	FCC ID: <b>L6ARFQ110LW</b>


**Left-Hand-Side HSL - UMTS Band II/Tilt Position -**  
**UMTS\_band\_II\_chan9400\_amb\_temp\_23.4C\_liq\_temp\_21.2C/Area Scan (61x91x1):**  
Interpolated grid: dx=1.500 mm, dy=1.500 mm  
Reference Value = 16.569 V/m; **Power Drift = 0.069 dB**

**Left-Hand-Side HSL - UMTS Band II/Tilt Position -**  
**UMTS\_band\_II\_chan9400\_amb\_temp\_23.4C\_liq\_temp\_21.2C/Zoom Scan (21x21x36)/Cube 0:**  
Interpolated grid: dx=1.500 mm, dy=1.500 mm, dz=1.000 mm  
Reference Value = 17.939 V/m; **Power Drift = 0.069 dB**

**Averaged SAR: SAR(1g) = 0.344 W/kg; SAR(10g) = 0.193 W/kg**  
Maximum value of SAR (interpolated) = 0.561 W/kg



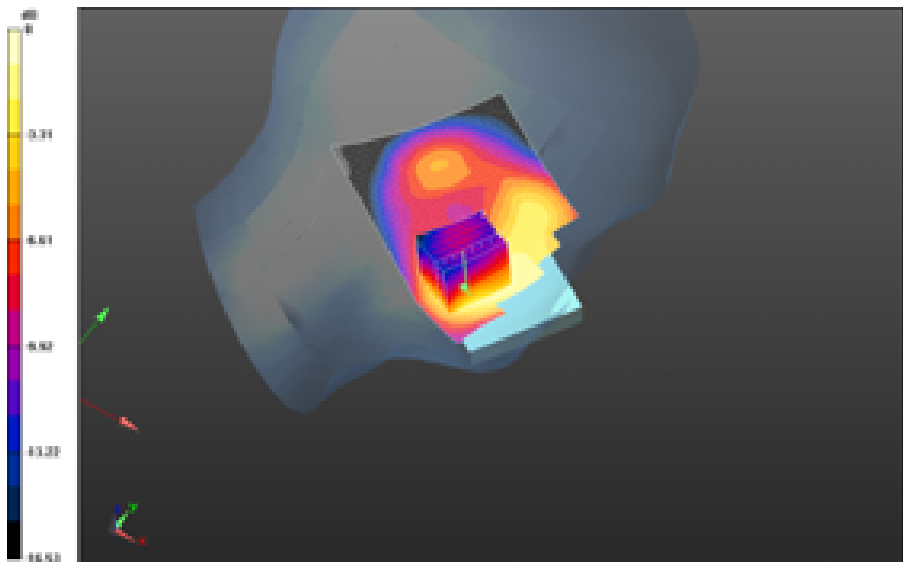
0 dB = 0.804 W/kg = -0.95 dBW/kg

	Document <b>Appendix B for the BlackBerry® Smartphone Model RFQ111LW SAR Report</b>			Page <b>84(107)</b>
	Author Data <b>Andrew Becker</b>	Dates of Test <b>Apr 02 - May 14, 2013</b>	Test Report No <b>RTS-6026-1305-18</b>	FCC ID: <b>L6ARFQ110LW</b>


**Left-Hand-Side HSL - UMTS Band II/Touch Position -**  
**UMTS\_band\_II\_chan9400\_amb\_temp\_23.4C\_liq\_temp\_21.2C\_2100mA/Area Scan (61x91x1):**  
Interpolated grid: dx=1.500 mm, dy=1.500 mm  
Reference Value = 13.255 V/m; **Power Drift = -0.082 dB**

**Left-Hand-Side HSL - UMTS Band II/Touch Position -**  
**UMTS\_band\_II\_chan9400\_amb\_temp\_23.4C\_liq\_temp\_21.2C\_2100mA/Zoom Scan**  
**(36x31x36)/Cube 0:** Interpolated grid: dx=1.000 mm, dy=1.000 mm, dz=1.000 mm  
Reference Value = 22.408 V/m; **Power Drift = -0.082 dB**


**Averaged SAR: SAR(1g) = 0.616 W/kg; SAR(10g) = 0.379 W/kg**  
Maximum value of SAR (interpolated) = 0.925 W/kg



0 dB = 0.419 W/kg = -3.78 dBW/kg

	Document <b>Appendix B for the BlackBerry® Smartphone Model RFQ111LW SAR Report</b>			Page <b>85(107)</b>
	Author Data <b>Andrew Becker</b>	Dates of Test <b>Apr 02 - May 14, 2013</b>	Test Report No <b>RTS-6026-1305-18</b>	FCC ID: <b>L6ARFQ110LW</b>

# CDMA 1900

	Document <b>Appendix B for the BlackBerry® Smartphone Model RFQ111LW SAR Report</b>			Page <b>86(107)</b>
	Author Data <b>Andrew Becker</b>	Dates of Test <b>Apr 02 - May 14, 2013</b>	Test Report No <b>RTS-6026-1305-18</b>	FCC ID: <b>L6ARFQ110LW</b>

Date: 4/10/2013

Test Lab: RIM Testing Services

**DUT Name: BlackBerry Smartphone, Type: Sample , Serial: 333CB445**

**Configuration: Right-Hand-Side HSL - CDMA 1900**

Communication System: CDMA 1900; Communication System Band: CDMA 2000 PCS;

Frequency: 1880 MHz

Medium Parameters used: f=1880 MHz;  $\sigma = 1.403$  S/m;  $\epsilon_r = 39.662$ ;  $\rho = 1.000$  g/cm<sup>3</sup>

Phantom section: Right Section

**DASY Configuration:**

- Probe: ES3DV3 - SN3225; ConvF: (5.35,5.35,5.35); Calibrated: 1/10/2013;
- Sensor-Surface: 3 mm (Mechanical Surface Detection)
- Electronics: DAE4 Sn881; Calibrated: 1/14/2013
- Phantom: SAM 1; Type: SAM 4.0; Serial: 1076
- DASY52 52.8.4(1052); SEMCAD X Version 14.6.8 (7028)

**Right-Hand-Side HSL - CDMA 1900/Touch Position -**

**CDMA\_1900\_chan600\_amb\_temp\_23.1C\_liq\_temp\_21.0C/Area Scan (61x91x1):** Interpolated grid: dx=1.500 mm, dy=1.500 mm

Reference Value = 10.824 V/m; **Power Drift = 0.018 dB**

**Right-Hand-Side HSL - CDMA 1900/Touch Position -**


**CDMA\_1900\_chan600\_amb\_temp\_23.1C\_liq\_temp\_21.0C/Zoom Scan (26x26x36)/Cube 0:**

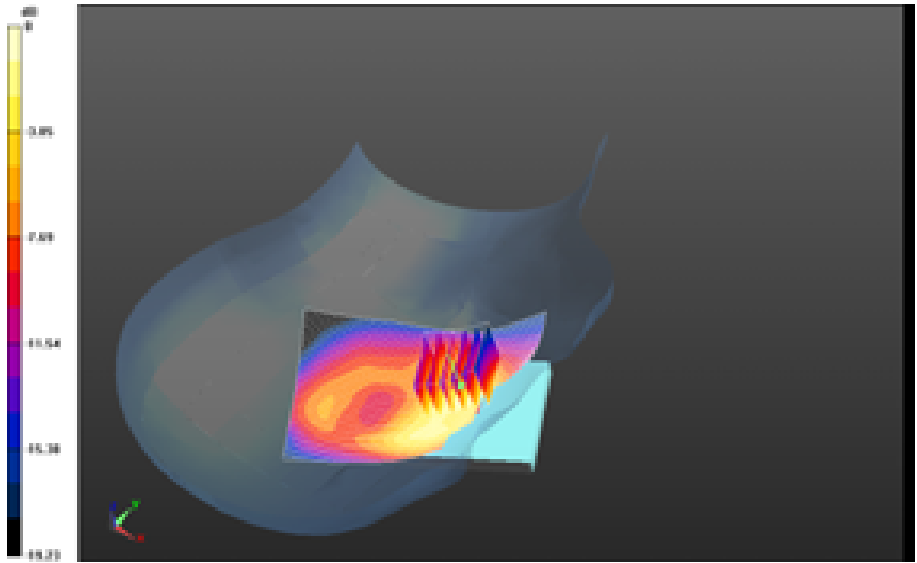
Interpolated grid: dx=1.500 mm, dy=1.500 mm, dz=1.000 mm

Reference Value = 22.416 V/m; **Power Drift = 0.018 dB**


**Averaged SAR: SAR(1g) = 0.629 W/kg; SAR(10g) = 0.370 W/kg**

Maximum value of SAR (interpolated) = 0.938 W/kg

	Document <b>Appendix B for the BlackBerry® Smartphone Model RFQ111LW SAR Report</b>			Page <b>87(107)</b>
	Author Data <b>Andrew Becker</b>	Dates of Test <b>Apr 02 - May 14, 2013</b>	Test Report No <b>RTS-6026-1305-18</b>	FCC ID: <b>L6ARFQ110LW</b>




0 dB = 0.723 W/kg = -1.41 dBW/kg

	Document <b>Appendix B for the BlackBerry® Smartphone Model RFQ111LW SAR Report</b>			Page <b>88(107)</b>
	Author Data <b>Andrew Becker</b>	Dates of Test <b>Apr 02 - May 14, 2013</b>	Test Report No <b>RTS-6026-1305-18</b>	FCC ID: <b>L6ARFQ110LW</b>

**Right-Hand-Side HSL - CDMA 1900/Tilt Position -  
CDMA\_1900\_chan600\_amb\_temp\_23.1C\_liq\_temp\_21.0C/Area Scan (61x91x1):** Interpolated grid: dx=1.500 mm, dy=1.500 mm  
Reference Value = 13.486 V/m; **Power Drift = 0.049 dB**


**Right-Hand-Side HSL - CDMA 1900/Tilt Position -  
CDMA\_1900\_chan600\_amb\_temp\_23.1C\_liq\_temp\_21.0C/Zoom Scan (21x21x36)/Cube 0:** Interpolated grid: dx=1.500 mm, dy=1.500 mm, dz=1.000 mm  
Reference Value = 14.732 V/m; **Power Drift = 0.049 dB**

**Averaged SAR: SAR(1g) = 0.252 W/kg; SAR(10g) = 0.148 W/kg**  
Maximum value of SAR (interpolated) = 0.398 W/kg



0 dB = 0.723 W/kg = -1.41 dBW/kg



	Document <b>Appendix B for the BlackBerry® Smartphone Model RFQ111LW SAR Report</b>			Page <b>89(107)</b>
	Author Data <b>Andrew Becker</b>	Dates of Test <b>Apr 02 - May 14, 2013</b>	Test Report No <b>RTS-6026-1305-18</b>	FCC ID: <b>L6ARFQ110LW</b>

Date: 4/10/2013

Test Lab: RIM Testing Services

**DUT Name: BlackBerry Smartphone, Type: Sample , Serial: 333CB445**

**Configuration: Left-Hand-Side HSL - CDMA 1900**

Communication System: CDMA 1900; Communication System Band: CDMA 2000 PCS;

Frequency: 1851.25 MHz

Medium Parameters used:  $f=1851.25$  MHz;  $\sigma = 1.376$  S/m;  $\epsilon_r = 39.791$ ;  $\rho = 1.000$  g/cm<sup>3</sup>

Phantom section: Left Section

**DASY Configuration:**

- Probe: ES3DV3 - SN3225; ConvF: (5.35,5.35,5.35); Calibrated: 1/10/2013;
- Sensor-Surface: 3 mm (Mechanical Surface Detection)
- Electronics: DAE4 Sn881; Calibrated: 1/14/2013
- Phantom: SAM 1; Type: SAM 4.0; Serial: 1076
- DASY52 52.8.4(1052); SEMCAD X Version 14.6.8 (7028)


**Left-Hand-Side HSL - CDMA 1900/Touch Position -**


**CDMA\_1900\_chan25\_amb\_temp\_23.4C\_liq\_temp\_21.0C/Area Scan (61x91x1):** Interpolated grid: dx=1.500 mm, dy=1.500 mm

Reference Value = 9.885 V/m; **Power Drift = -0.117 dB**


**Fast SAR: SAR(1g) = 0.642 W/kg; SAR(10g) = 0.352 W/kg; Secondary SAR(1g) = 0.178 W/kg**

Maximum value of SAR (interpolated) = 0.803 W/kg

	Document <b>Appendix B for the BlackBerry® Smartphone Model RFQ111LW SAR Report</b>			Page <b>90(107)</b>
	Author Data <b>Andrew Becker</b>	Dates of Test <b>Apr 02 - May 14, 2013</b>	Test Report No <b>RTS-6026-1305-18</b>	FCC ID: <b>L6ARFQ110LW</b>



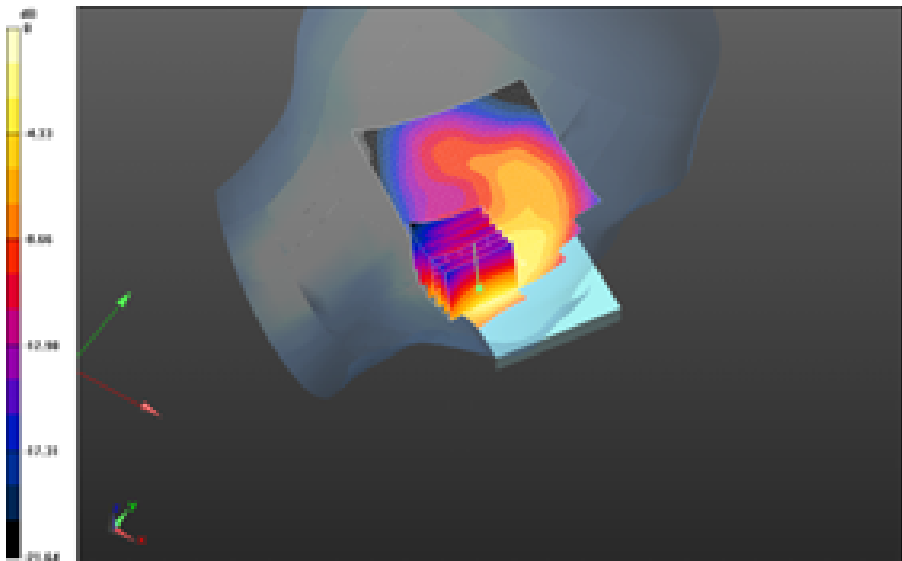
0 dB = 0.803 W/kg = -0.95 dBW/kg

	Document <b>Appendix B for the BlackBerry® Smartphone Model RFQ111LW SAR Report</b>			Page <b>91(107)</b>
	Author Data <b>Andrew Becker</b>	Dates of Test <b>Apr 02 - May 14, 2013</b>	Test Report No <b>RTS-6026-1305-18</b>	FCC ID: <b>L6ARFQ110LW</b>


**Left-Hand-Side HSL - CDMA 1900/Touch Position -  
CDMA\_1900\_chan600\_amb\_temp\_23.1C\_liq\_temp\_21.0C/Area Scan (61x91x1):** Interpolated grid: dx=1.500 mm, dy=1.500 mm  
Reference Value = 9.652 V/m; **Power Drift = -0.079 dB**

**Left-Hand-Side HSL - CDMA 1900/Touch Position -  
CDMA\_1900\_chan600\_amb\_temp\_23.1C\_liq\_temp\_21.0C/Zoom Scan (26x26x36)/Cube 0:** Interpolated grid: dx=1.500 mm, dy=1.500 mm, dz=1.000 mm  
Reference Value = 9.652 V/m; **Power Drift = -0.079 dB**

**Averaged SAR: SAR(1g) = 0.731 W/kg; SAR(10g) = 0.393 W/kg**  
Maximum value of SAR (interpolated) = 1.32 W/kg



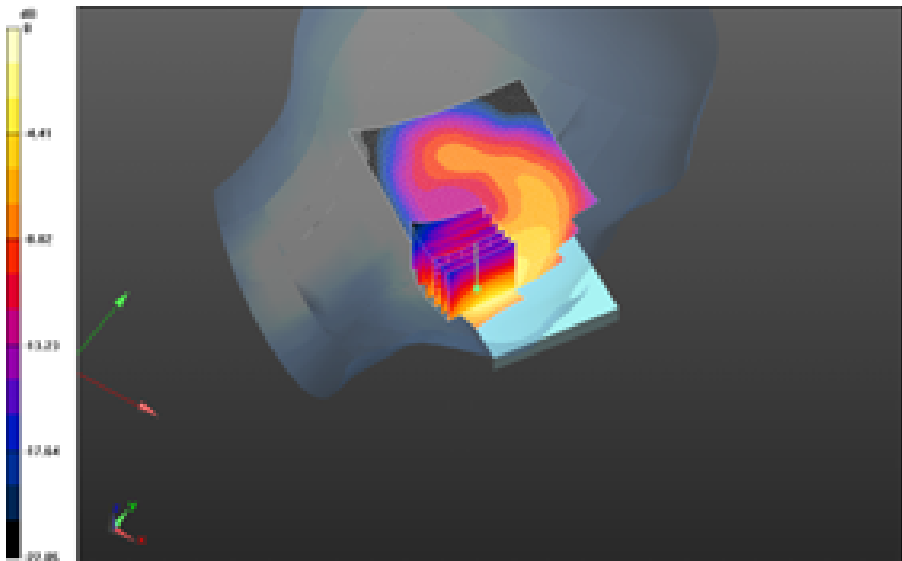
0 dB = 0.803 W/kg = -0.95 dBW/kg

	Document <b>Appendix B for the BlackBerry® Smartphone Model RFQ111LW SAR Report</b>			Page <b>92(107)</b>
	Author Data <b>Andrew Becker</b>	Dates of Test <b>Apr 02 - May 14, 2013</b>	Test Report No <b>RTS-6026-1305-18</b>	FCC ID: <b>L6ARFQ110LW</b>


**Left-Hand-Side HSL - CDMA 1900/Touch Position -  
CDMA\_1900\_chan1175\_amb\_temp\_23.4C\_liq\_temp\_21.0C/Area Scan (61x91x1):** Interpolated grid: dx=1.500 mm, dy=1.500 mm  
Reference Value = 12.335 V/m; **Power Drift = 0.381 dB**

**Left-Hand-Side HSL - CDMA 1900/Touch Position -  
CDMA\_1900\_chan1175\_amb\_temp\_23.4C\_liq\_temp\_21.0C/Zoom Scan (26x26x36)/Cube 0:** Interpolated grid: dx=1.500 mm, dy=1.500 mm, dz=1.000 mm  
Reference Value = 12.335 V/m; **Power Drift = 0.381 dB**

**Averaged SAR: SAR(1g) = 0.997 W/kg; SAR(10g) = 0.528 W/kg**  
Maximum value of SAR (interpolated) = 1.84 W/kg




0 dB = 0.919 W/kg = -0.37 dBW/kg

	Document <b>Appendix B for the BlackBerry® Smartphone Model RFQ111LW SAR Report</b>			Page <b>93(107)</b>
	Author Data <b>Andrew Becker</b>	Dates of Test <b>Apr 02 - May 14, 2013</b>	Test Report No <b>RTS-6026-1305-18</b>	FCC ID: <b>L6ARFQ110LW</b>


**Left-Hand-Side HSL - CDMA 1900/Tilt Position -  
CDMA\_1900\_chan600\_amb\_temp\_23.1C\_liq\_temp\_21.0C/Area Scan (61x91x1):** Interpolated grid: dx=1.500 mm, dy=1.500 mm  
Reference Value = 13.343 V/m; **Power Drift = 0.150 dB**

**Left-Hand-Side HSL - CDMA 1900/Tilt Position -  
CDMA\_1900\_chan600\_amb\_temp\_23.1C\_liq\_temp\_21.0C/Zoom Scan (21x21x36)/Cube 0:** Interpolated grid: dx=1.500 mm, dy=1.500 mm, dz=1.000 mm  
Reference Value = 13.794 V/m; **Power Drift = 0.150 dB**

**Averaged SAR: SAR(1g) = 0.227 W/kg; SAR(10g) = 0.131 W/kg**  
Maximum value of SAR (interpolated) = 0.367 W/kg



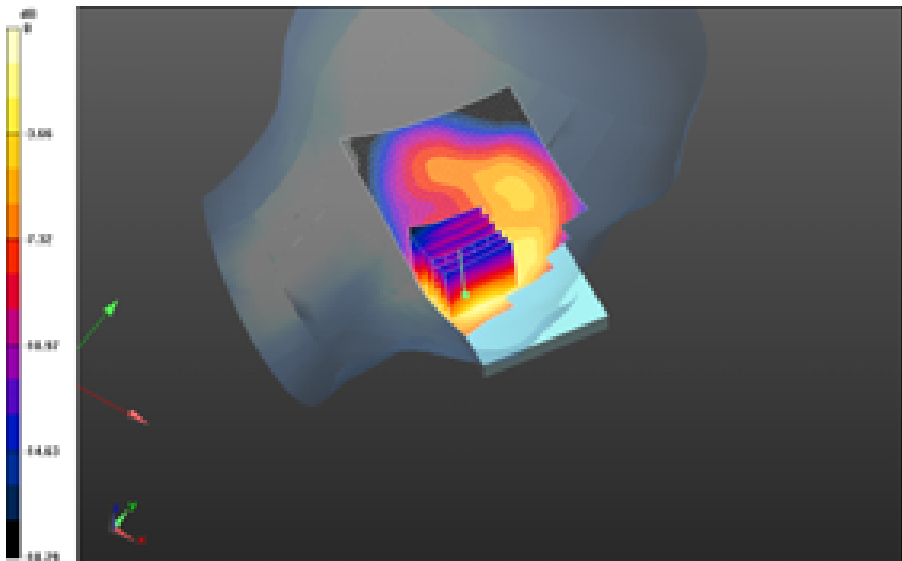
0 dB = 1.29 W/kg = 1.11 dBW/kg

	Document <b>Appendix B for the BlackBerry® Smartphone Model RFQ111LW SAR Report</b>			Page <b>94(107)</b>
	Author Data <b>Andrew Becker</b>	Dates of Test <b>Apr 02 - May 14, 2013</b>	Test Report No <b>RTS-6026-1305-18</b>	FCC ID: <b>L6ARFQ110LW</b>


**Left-Hand-Side HSL - CDMA 1900/Touch Position\_2100mA - CDMA\_1900\_chan600\_amb\_temp\_23.1C\_liq\_temp\_21.0C/Area Scan (61x91x1):** Interpolated grid: dx=1.500 mm, dy=1.500 mm  
Reference Value = 10.441 V/m; **Power Drift = 0.162 dB**

**Left-Hand-Side HSL - CDMA 1900/Touch Position\_2100mA - CDMA\_1900\_chan600\_amb\_temp\_23.1C\_liq\_temp\_21.0C/Zoom Scan (26x26x36)/Cube 0:** Interpolated grid: dx=1.500 mm, dy=1.500 mm, dz=1.000 mm  
Reference Value = 10.441 V/m; **Power Drift = 0.162 dB**

**Averaged SAR: SAR(1g) = 0.535 W/kg; SAR(10g) = 0.304 W/kg**  
Maximum value of SAR (interpolated) = 0.954 W/kg



0 dB = 0.275 W/kg = -5.61 dBW/kg

	Document <b>Appendix B for the BlackBerry® Smartphone Model RFQ111LW SAR Report</b>			Page <b>95(107)</b>
	Author Data <b>Andrew Becker</b>	Dates of Test <b>Apr 02 - May 14, 2013</b>	Test Report No <b>RTS-6026-1305-18</b>	FCC ID: <b>L6ARFQ110LW</b>

Date/Time: 4/25/2013 3:33:06 AM

Test Laboratory: RIM Testing Services

## Left\_touch\_2100mA\_SAR\_CDMA1900\_BC1

**DUT: BlackBerry Smartphone; Type: Sample ; Serial: 333CB445**

Communication System: CDMA 1900; Frequency: 1908.5 MHz

Medium parameters used (interpolated):  $f = 1908.5$  MHz;  $\sigma = 1.377$  S/m;  $\epsilon_r = 38.745$ ;  $\rho = 1000$  kg/m<sup>3</sup>

Phantom section: Left Section

Measurement Standard: DASYS5 (IEEE/IEC/ANSI C63.19-2007)

DASY Configuration:

- Probe: ES3DV3 - SN3225; ConvF(5.35, 5.35, 5.35); Calibrated: 1/10/2013;
- Sensor-Surface: 3mm (Mechanical Surface Detection),  $z = 2.0, 32.0$
- Electronics: DAE4 Sn881; Calibrated: 1/14/2013
- Phantom: SAM 1; Type: SAM 4.0; Serial: 1076
- DASYS2 52.8.4(1052); SEMCAD X 14.6.8(7028)

**Left-Hand-Side HSL - CDMA 1900/Touch Position\_2100mA - CDMA\_1900\_chan1175\_amb\_temp\_23.1C\_liq\_temp\_21.0C/Area Scan (61x91x1):** Interpolated grid:  $dx=1.500$  mm,  $dy=1.500$  mm

[Info: Interpolated medium parameters used for SAR evaluation.](#)

Maximum value of SAR (interpolated) = 1.24 W/kg

**Left-Hand-Side HSL - CDMA 1900/Touch Position\_2100mA - CDMA\_1900\_chan1175\_amb\_temp\_23.1C\_liq\_temp\_21.0C/Zoom Scan (6x6x7)/Cube 0:** Measurement grid:  $dx=7.5$ mm,  $dy=7.5$ mm,  $dz=5$ mm

Reference Value = 12.147 V/m; Power Drift = -0.15 dB

Peak SAR (extrapolated) = 1.73 W/kg

**SAR(1 g) = 0.973 W/kg; SAR(10 g) = 0.529 W/kg**

[Info: Interpolated medium parameters used for SAR evaluation.](#)

Maximum value of SAR (measured) = 1.24 W/kg

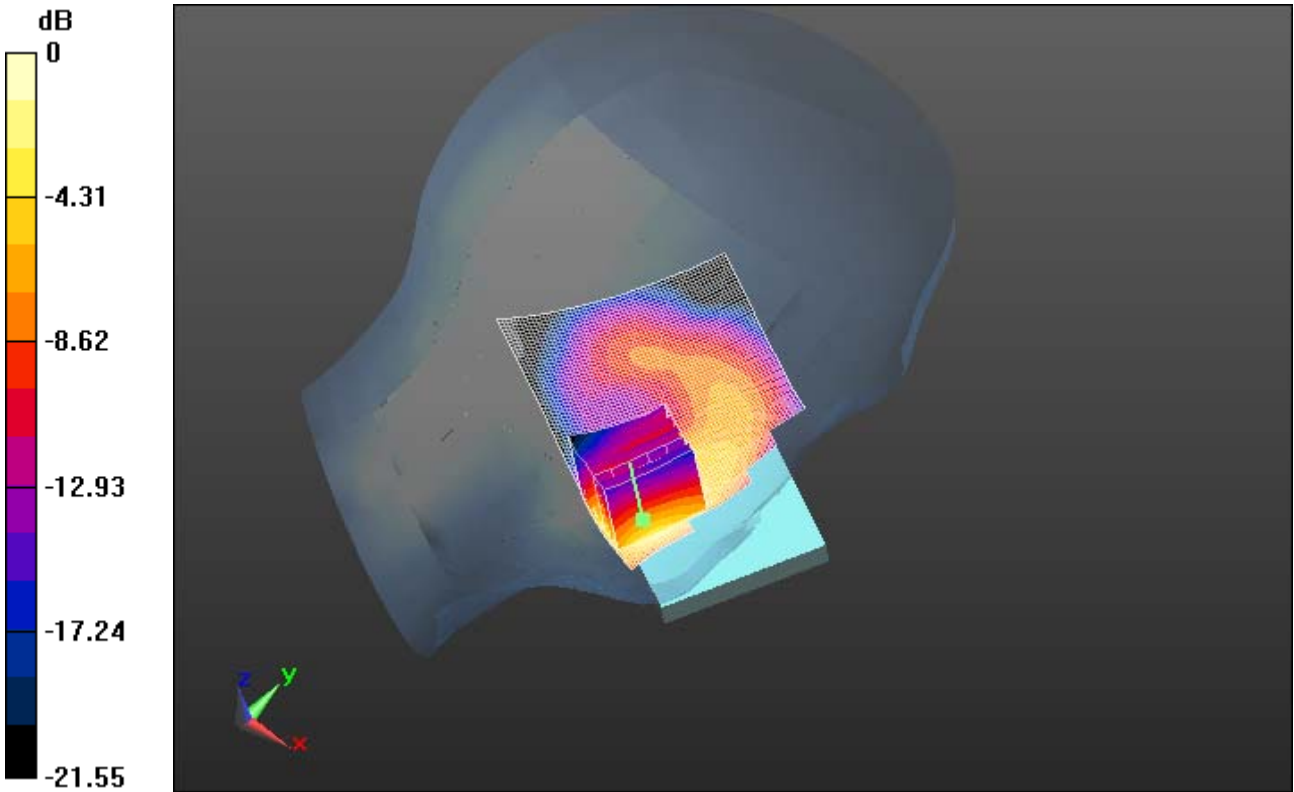
Author Data  
**Andrew Becker**

Dates of Test  
**Apr 02 - May 14, 2013**

Test Report No  
**RTS-6026-1305-18**


FCC ID:  
**L6ARFQ110LW**

IC  
**2503A-RFQ110LW**



0 dB = 1.24 W/kg = 0.93 dBW/kg



	Document <b>Appendix B for the BlackBerry® Smartphone Model RFQ111LW SAR Report</b>			Page <b>97(107)</b>
	Author Data <b>Andrew Becker</b>	Dates of Test <b>Apr 02 - May 14, 2013</b>	Test Report No <b>RTS-6026-1305-18</b>	FCC ID: <b>L6ARFQ110LW</b>

Date/Time: 5/14/2013 4:19:06 AM

Test Laboratory: RIM Testing Services

**Left\_Touch\_Head\_SAR\_High\_CDMA1900\_BC1\_2nd**

**DUT: BlackBerry Smartphone; Type: Sample ; Serial: 333CB445**

Communication System: CDMA 1900; Frequency: 1908.5 MHz

Medium parameters used (interpolated):  $f = 1908.5$  MHz;  $\sigma = 1.392$  S/m;  $\epsilon_r = 39.117$ ;  $\rho = 1000$  kg/m<sup>3</sup>

Phantom section: Left Section

Measurement Standard: DASYS (IEEE/IEC/ANSI C63.19-2007)

DASY Configuration:

- Probe: ES3DV3 - SN3225; ConvF(5.35, 5.35, 5.35); Calibrated: 1/10/2013;
- Sensor-Surface: 3mm (Mechanical Surface Detection),  $z = 2.0, 32.0$
- Electronics: DAE4 Sn881; Calibrated: 1/14/2013
- Phantom: SAM 1; Type: SAM 4.0; Serial: 1076
- DASYS 52.8.4(1052); SEMCAD X 14.6.8(7028)

**Left-Hand-Side HSL - CDMA 1900 2nd scan/Touch Position - CDMA\_1900\_chan1175\_amb\_temp\_23.5C\_liq\_temp\_21.2C\_2nd/Area Scan (61x91x1):** Interpolated grid:  $dx=1.500$  mm,  $dy=1.500$  mm

[Info: Interpolated medium parameters used for SAR evaluation.](#)


Maximum value of SAR (interpolated) = 1.20 W/kg

**Left-Hand-Side HSL - CDMA 1900 2nd scan/Touch Position - CDMA\_1900\_chan1175\_amb\_temp\_23.5C\_liq\_temp\_21.2C\_2nd/Zoom Scan (5x5x7)/Cube 0:** Measurement grid:  $dx=7.5$ mm,  $dy=7.5$ mm,  $dz=5$ mm

Reference Value = 8.892 V/m; Power Drift = 0.04 dB

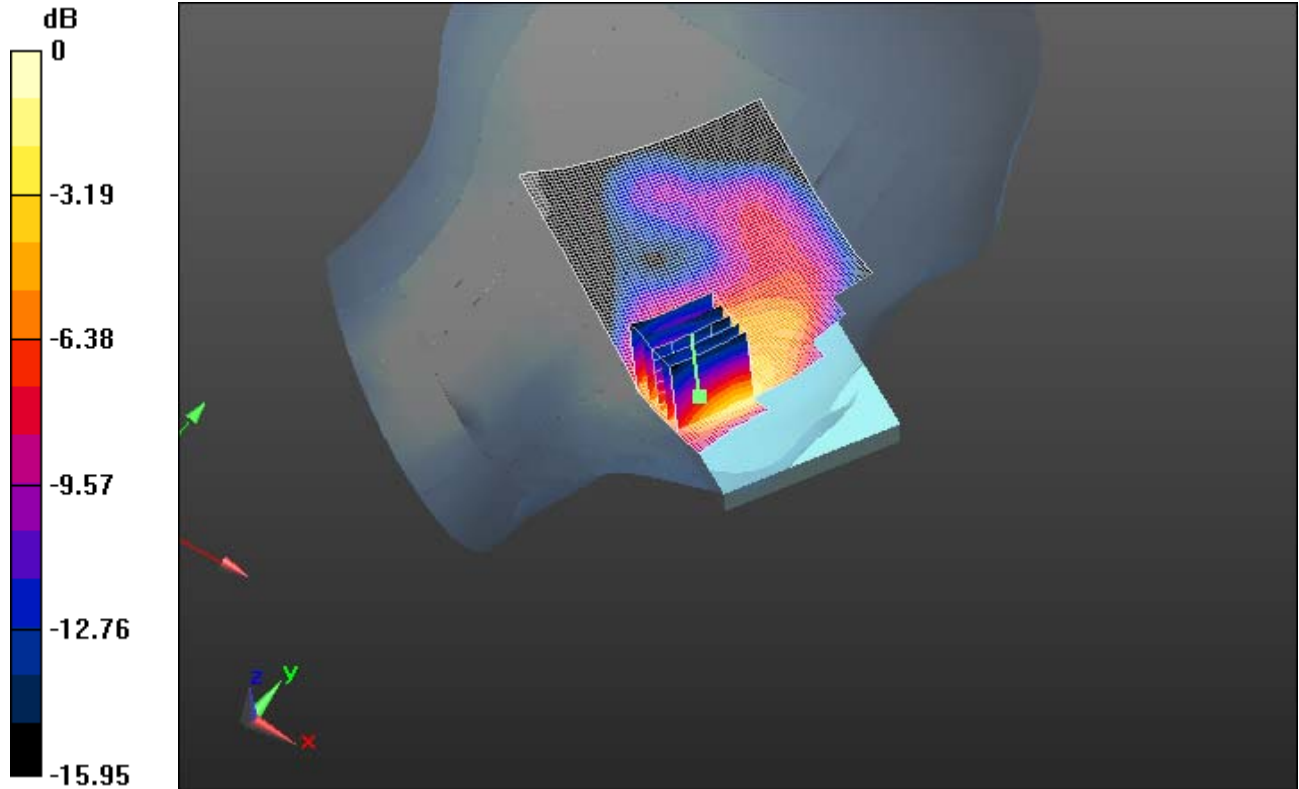
Peak SAR (extrapolated) = 1.87 W/kg

**SAR(1 g) = 0.984 W/kg; SAR(10 g) = 0.510 W/kg**


	Document <b>Appendix B for the BlackBerry® Smartphone Model RFQ111LW SAR Report</b>			Page <b>98(107)</b>
	Author Data <b>Andrew Becker</b>	Dates of Test <b>Apr 02 - May 14, 2013</b>	Test Report No <b>RTS-6026-1305-18</b>	FCC ID: <b>L6ARFQ110LW</b>

Info: Interpolated medium parameters used for SAR evaluation.


Maximum value of SAR (measured) = 1.22 W/kg



0 dB = 1.22 W/kg = 0.86 dBW/kg

	Document <b>Appendix B for the BlackBerry® Smartphone Model RFQ111LW SAR Report</b>			Page <b>99(107)</b>
	Author Data <b>Andrew Becker</b>	Dates of Test <b>Apr 02 - May 14, 2013</b>	Test Report No <b>RTS-6026-1305-18</b>	FCC ID: <b>L6ARFQ110LW</b>

# 802.11b

	Document <b>Appendix B for the BlackBerry® Smartphone Model RFQ111LW SAR Report</b>			Page <b>100(107)</b>
	Author Data <b>Andrew Becker</b>	Dates of Test <b>Apr 02 - May 14, 2013</b>	Test Report No <b>RTS-6026-1305-18</b>	FCC ID: <b>L6ARFQ110LW</b>

Date: 5/1/2013

Test Lab: RIM Testing Services

**DUT Name: BlackBerry Smartphone, Type: Sample , Serial: 333CB445**

**Configuration: Right-Hand-Side HSL - 802.11b**

Communication System: 802.11 b (2450); Communication System Band: 802.11 b;

Frequency: 2437 MHz

Medium Parameters used:  $f=2437$  MHz;  $\sigma = 1.780$  S/m;  $\epsilon_r = 37.586$ ;  $\rho = 1.000$  g/cm<sup>3</sup>

Phantom section: Right Section

**DASY Configuration:**

- Probe: ES3DV3 - SN3225; ConvF: (4.65,4.65,4.65); Calibrated: 1/10/2013;
- Sensor-Surface: 3 mm (Mechanical Surface Detection)
- Electronics: DAE4 Sn881; Calibrated: 1/14/2013
- Phantom: SAM 1; Type: SAM 4.0; Serial: 1076
- DASY52 52.8.4(1052); SEMCAD X Version 14.6.8 (7028)

**Right-Hand-Side HSL - 802.11b/Touch Position -**

**802.11b\_chan6\_amb\_temp\_23.1C\_liq\_temp\_21.5C/Area Scan (81x111x1):**

Interpolated grid: dx=1.200 mm, dy=1.200 mm

Maximum value of SAR (interpolated) = 0.170 W/kg

**Right-Hand-Side HSL - 802.11b/Touch Position -**


**802.11b\_chan6\_amb\_temp\_23.1C\_liq\_temp\_21.5C/Zoom Scan**

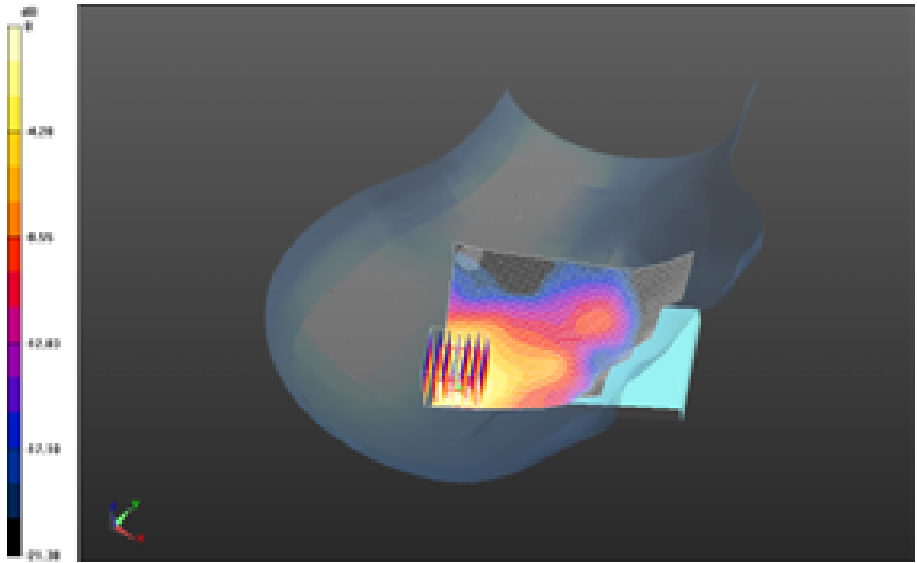
**(31x31x36)/Cube 0:** Interpolated grid: dx=1.000 mm, dy=1.000 mm, dz=1.000 mm

Reference Value = 5.795 V/m; **Power Drift = -0.144 dB**


**Averaged SAR: SAR(1g) = 0.127 W/kg; SAR(10g) = 0.0645 W/kg**

Maximum value of SAR (interpolated) = 0.266 W/kg

	Document <b>Appendix B for the BlackBerry® Smartphone Model RFQ111LW SAR Report</b>			Page <b>101(107)</b>
	Author Data <b>Andrew Becker</b>	Dates of Test <b>Apr 02 - May 14, 2013</b>	Test Report No <b>RTS-6026-1305-18</b>	FCC ID: <b>L6ARFQ110LW</b>



0 dB = 0.165 W/kg = -7.83 dBW/kg

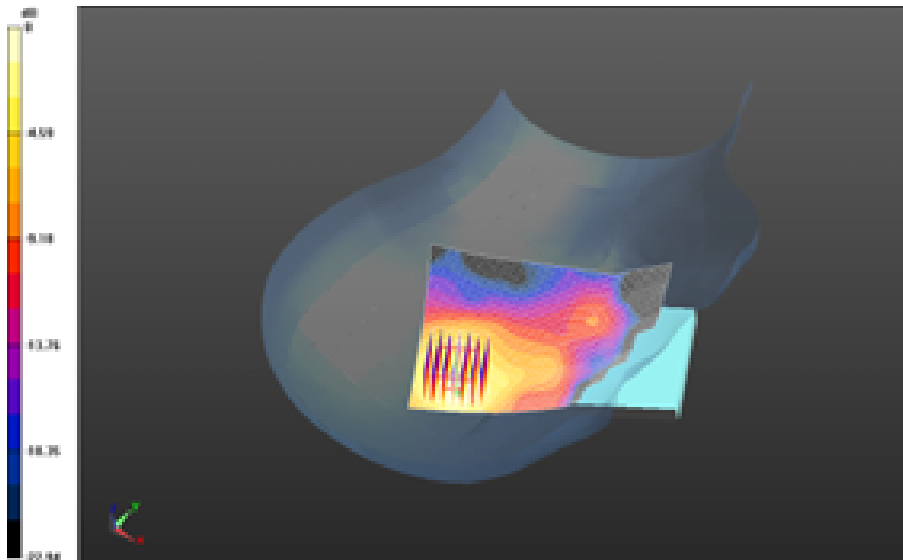
	Document <b>Appendix B for the BlackBerry® Smartphone Model RFQ111LW SAR Report</b>			Page <b>102(107)</b>
	Author Data <b>Andrew Becker</b>	Dates of Test <b>Apr 02 - May 14, 2013</b>	Test Report No <b>RTS-6026-1305-18</b>	FCC ID: <b>L6ARFQ110LW</b>

**Right-Hand-Side HSL - 802.11b/Touch Position - 802.11b\_chan6\_2100mA\_batt\_amb\_temp\_23.2C\_liq\_temp\_21.4C/Area Scan (81x111x1):** Interpolated grid: dx=1.200 mm, dy=1.200 mm  
Maximum value of SAR (interpolated) = 0.175 W/kg


**Right-Hand-Side HSL - 802.11b/Touch Position - 802.11b\_chan6\_2100mA\_batt\_amb\_temp\_23.2C\_liq\_temp\_21.4C/Zoom Scan (31x31x36)/Cube 0:** Interpolated grid: dx=1.000 mm, dy=1.000 mm, dz=1.000 mm

Reference Value = 5.692 V/m; **Power Drift = 0.060 dB**

**Averaged SAR: SAR(1g) = 0.126 W/kg; SAR(10g) = 0.0641 W/kg**  
Maximum value of SAR (interpolated) = 0.261 W/kg



0 dB = 0.165 W/kg = -7.83 dBW/kg

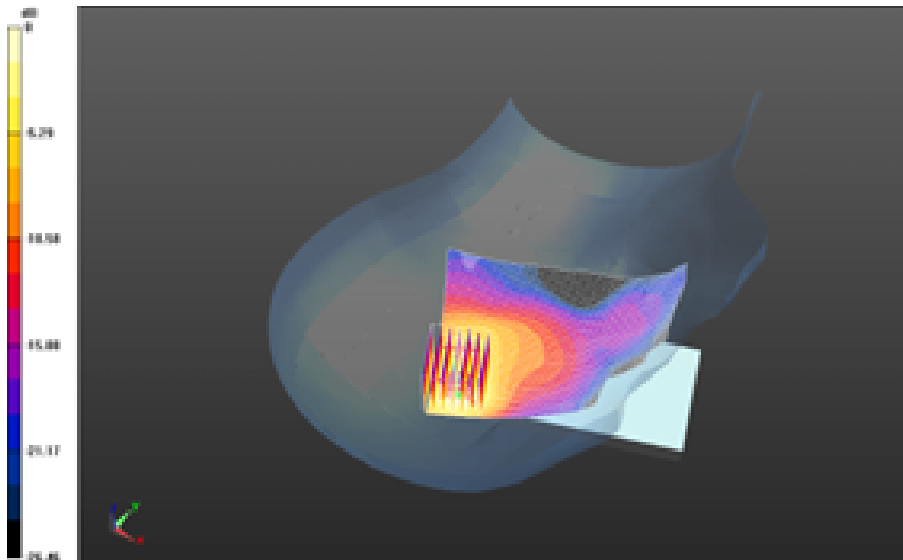
	Document <b>Appendix B for the BlackBerry® Smartphone Model RFQ111LW SAR Report</b>			Page <b>103(107)</b>
	Author Data <b>Andrew Becker</b>	Dates of Test <b>Apr 02 - May 14, 2013</b>	Test Report No <b>RTS-6026-1305-18</b>	FCC ID: <b>L6ARFQ110LW</b>

**Right-Hand-Side HSL - 802.11b/Tilt Position -  
802.11b\_chan6\_amb\_temp\_23.2C\_liq\_temp\_21.1C/Area Scan (81x111x1):**  
Interpolated grid: dx=1.200 mm, dy=1.200 mm  
Maximum value of SAR (interpolated) = 0.202 W/kg


**Right-Hand-Side HSL - 802.11b/Tilt Position -  
802.11b\_chan6\_amb\_temp\_23.2C\_liq\_temp\_21.1C/Zoom Scan  
(36x31x36)/Cube 0:** Interpolated grid: dx=1.000 mm, dy=1.000 mm, dz=1.000 mm

Reference Value = 6.504 V/m; **Power Drift = 0.021 dB**

**Averaged SAR: SAR(1g) = 0.160 W/kg; SAR(10g) = 0.0778 W/kg**  
Maximum value of SAR (interpolated) = 0.350 W/kg



0 dB = 0.163 W/kg = -7.88 dBW/kg

	Document <b>Appendix B for the BlackBerry® Smartphone Model RFQ111LW SAR Report</b>			Page <b>104(107)</b>
	Author Data <b>Andrew Becker</b>	Dates of Test <b>Apr 02 - May 14, 2013</b>	Test Report No <b>RTS-6026-1305-18</b>	FCC ID: <b>L6ARFQ110LW</b>

Date: 5/1/2013

Test Lab: RIM Testing Services

**DUT Name: BlackBerry Smartphone, Type: Sample , Serial: 333CB445**

**Configuration: Left-Hand-Side HSL - 802.11b**

Communication System: 802.11 b (2450); Communication System Band: 802.11 b;

Frequency: 2437 MHz

Medium Parameters used:  $f=2437$  MHz;  $\sigma = 1.780$  S/m;  $\epsilon_r = 37.586$ ;  $\rho = 1.000$  g/cm<sup>3</sup>

Phantom section: Left Section

**DASY Configuration:**

- Probe: ES3DV3 - SN3225; ConvF: (4.65,4.65,4.65); Calibrated: 1/10/2013;
- Sensor-Surface: 3 mm (Mechanical Surface Detection)
- Electronics: DAE4 Sn881; Calibrated: 1/14/2013
- Phantom: SAM 1; Type: SAM 4.0; Serial: 1076
- DASY52 52.8.4(1052); SEMCAD X Version 14.6.8 (7028)

**Left-Hand-Side HSL - 802.11b/Touch Position -**

**802.11b\_chan6\_amb\_temp\_23.3C\_liq\_temp\_21.0C/Area Scan (81x121x1):**

Interpolated grid: dx=1.200 mm, dy=1.200 mm

Maximum value of SAR (interpolated) = 0.0952 W/kg

**Left-Hand-Side HSL - 802.11b/Touch Position -**

**802.11b\_chan6\_amb\_temp\_23.3C\_liq\_temp\_21.0C/Zoom Scan**


**(31x31x36)/Cube 0:** Interpolated grid: dx=1.000 mm, dy=1.000 mm, dz=1.000 mm


Reference Value = 6.965 V/m; **Power Drift = 0.057 dB**

**Averaged SAR: SAR(1g) = 0.0764 W/kg; SAR(10g) = 0.0444 W/kg**


Maximum value of SAR (interpolated) = 0.129 W/kg



	Document <b>Appendix B for the BlackBerry® Smartphone Model RFQ111LW SAR Report</b>			Page <b>105(107)</b>
	Author Data <b>Andrew Becker</b>	Dates of Test <b>Apr 02 - May 14, 2013</b>	Test Report No <b>RTS-6026-1305-18</b>	FCC ID: <b>L6ARFQ110LW</b>



0 dB = 0.0928 W/kg = -10.32 dBW/kg

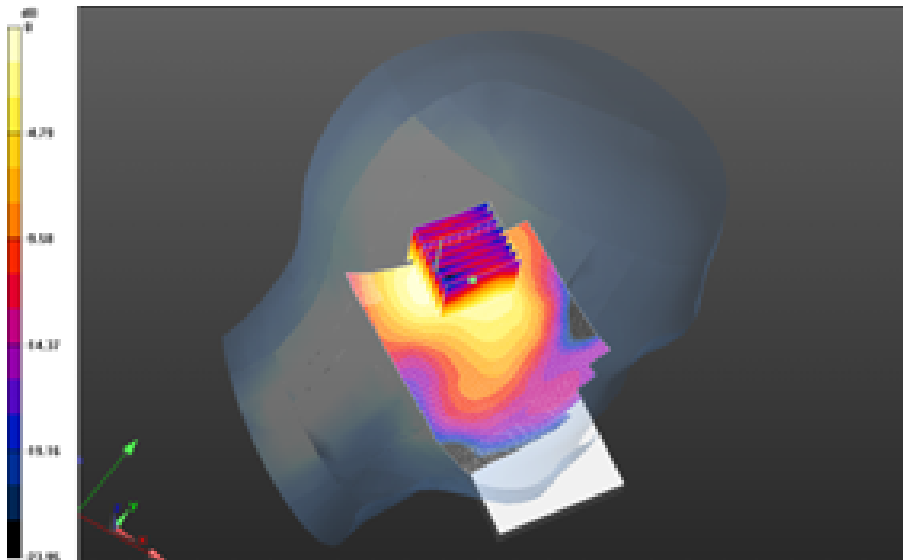
	Document <b>Appendix B for the BlackBerry® Smartphone Model RFQ111LW SAR Report</b>			Page <b>106(107)</b>
	Author Data <b>Andrew Becker</b>	Dates of Test <b>Apr 02 - May 14, 2013</b>	Test Report No <b>RTS-6026-1305-18</b>	FCC ID: <b>L6ARFQ110LW</b>

**Left-Hand-Side HSL - 802.11b/Tilt Position -  
802.11b\_chan6\_amb\_temp\_23.3C\_liq\_temp\_21.0C/Area Scan (81x111x1):**  
Interpolated grid: dx=1.200 mm, dy=1.200 mm  
Maximum value of SAR (interpolated) = 0.116 W/kg


**Left-Hand-Side HSL - 802.11b/Tilt Position -  
802.11b\_chan6\_amb\_temp\_23.3C\_liq\_temp\_21.0C/Zoom Scan  
(41x36x36)/Cube 0:** Interpolated grid: dx=1.000 mm, dy=1.000 mm, dz=1.000 mm

Reference Value = 6.916 V/m; **Power Drift = -0.144 dB**

**Averaged SAR: SAR(1g) = 0.0829 W/kg; SAR(10g) = 0.0471 W/kg**  
Maximum value of SAR (interpolated) = 0.145 W/kg



0 dB = 0.0928 W/kg = -10.32 dBW/kg

	Document <b>Appendix B for the BlackBerry® Smartphone Model RFQ111LW SAR Report</b>			Page <b>107(107)</b>
	Author Data <b>Andrew Becker</b>	Dates of Test <b>Apr 02 - May 14, 2013</b>	Test Report No <b>RTS-6026-1305-18</b>	FCC ID: <b>L6ARFQ110LW</b>

**Z axis plot for the worst case head configuration**

