
	Document Appendix A for the BlackBerry® Smartphone Model RCY71UW SAR Report			Page 1(13)
	Author Data Andrew Becker	Dates of Test February 02– March 18, 2010	Test Report No RTS-2337-1003-18	FCC ID: L6ARCY70UW

APPENDIX A: SAR DISTRIBUTION COMPARISON FOR ACCURACY VERIFICATION

	Document Appendix A for the BlackBerry® Smartphone Model RCY71UW SAR Report			Page 2(13)
	Author Data Andrew Becker	Dates of Test February 02– March 18, 2010	Test Report No RTS-2337-1003-18	FCC ID: L6ARCY70UW

Date/Time: 04/02/2010 6:44:33 PM

Test Laboratory: RIM TESTING SERVICES

File Name:

[DipoleValidation_835MHz_Amb_Tem_22.6_Liq_Tem_21.2_C_02_04_10.da4](#)

DUT: Dipole 835 MHz; Type: D835V2; Serial: D835V2 - SN:446

Program Name: System Performance Check at 835 MHz

Communication System: CW; Frequency: 835 MHz; Duty Cycle: 1:1

Medium parameters used: $f = 835 \text{ MHz}$; $\sigma = 0.868 \text{ mho/m}$; $\epsilon_r = 40.4$; $\rho = 1000 \text{ kg/m}^3$

Phantom section: Flat Section

DASY4 Configuration:

- Probe: ET3DV6 - SN1644; ConvF(6.08, 6.08, 6.08); Calibrated: 11/11/2009
- Sensor-Surface: 4mm (Mechanical Surface Detection)
- Electronics: DAE3 Sn472; Calibrated: 03/03/2009
- Phantom: SAM 1; Type: SAM 4.0; Serial: 1076
- Measurement SW: DASY4, V4.7 Build 80; Postprocessing SW: SEMCAD, V1.8 Build 186

d=15mm, Pin=1000mW/Zoom Scan (5x5x7) 2 (5x5x7)/Cube 0: Measurement

grid: $dx=7.5\text{mm}$, $dy=7.5\text{mm}$, $dz=5\text{mm}$

Reference Value = 111.9 V/m ; Power Drift = -0.014 dB

Peak SAR (extrapolated) = 13.8 W/kg


SAR(1 g) = 9.42 mW/g; SAR(10 g) = 6.19 mW/g

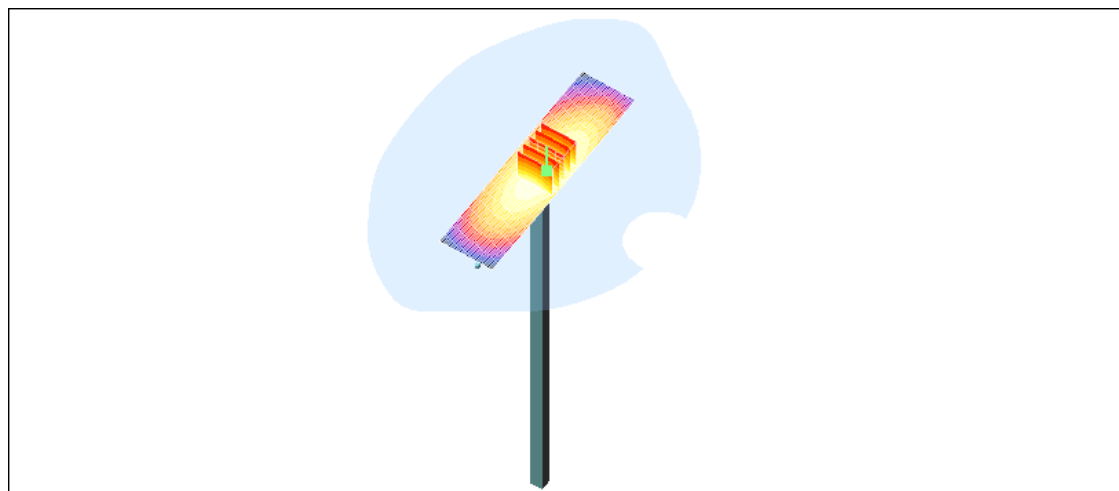
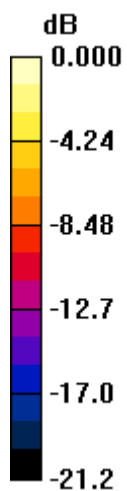
Maximum value of SAR (measured) = 10.2 mW/g

d=15mm, Pin=1000mW/Area Scan (31x121x1): Measurement grid: $dx=15\text{mm}$,


$dy=15\text{mm}$

Maximum value of SAR (interpolated) = 10.2 mW/g

	Document Appendix A for the BlackBerry® Smartphone Model RCY71UW SAR Report			Page 3(13)
	Author Data Andrew Becker	Dates of Test February 02– March 18, 2010	Test Report No RTS-2337-1003-18	FCC ID: L6ARCY70UW



0 dB = 10.2mW/g

	Document			Page
	Appendix A for the BlackBerry® Smartphone Model RCY71UW SAR Report			4(13)
Author Data	Dates of Test	Test Report No	FCC ID:	IC ID
Andrew Becker	February 02– March 18, 2010	RTS-2337-1003-18	L6ARCY70UW	2503A-RCY70UW

Date/Time: 08/02/2010 6:15:47 PM

Test Laboratory: RIM TESTING SERVICES

File Name:

[DipoleValidation_835MHz_Amb_Tem_22.2_Liq_Tem_21.3_C_02_08_10.da4](#)

DUT: Dipole 835 MHz; Type: D835V2; Serial: D835V2 - SN:446

Program Name: System Performance Check at 835 MHz

Communication System: CW; Frequency: 835 MHz; Duty Cycle: 1:1

Medium parameters used: $f = 835 \text{ MHz}$; $\sigma = 0.867 \text{ mho/m}$; $\epsilon_r = 39.5$; $\rho = 1000 \text{ kg/m}^3$

Phantom section: Flat Section

DASY4 Configuration:

- Probe: ET3DV6 - SN1644; ConvF(6.08, 6.08, 6.08); Calibrated: 11/11/2009
- Sensor-Surface: 4mm (Mechanical Surface Detection)
- Electronics: DAE3 Sn472; Calibrated: 03/03/2009
- Phantom: SAM 1; Type: SAM 4.0; Serial: 1076
- Measurement SW: DASY4, V4.7 Build 80; Postprocessing SW: SEMCAD, V1.8 Build 186

d=15mm, Pin=1000mW/Zoom Scan (5x5x7) 2 (5x5x7)/Cube 0: Measurement

grid: $dx=7.5\text{mm}$, $dy=7.5\text{mm}$, $dz=5\text{mm}$

Reference Value = 112.9 V/m; Power Drift = 0.020 dB

Peak SAR (extrapolated) = 13.9 W/kg


SAR(1 g) = 9.57 mW/g; SAR(10 g) = 6.3 mW/g

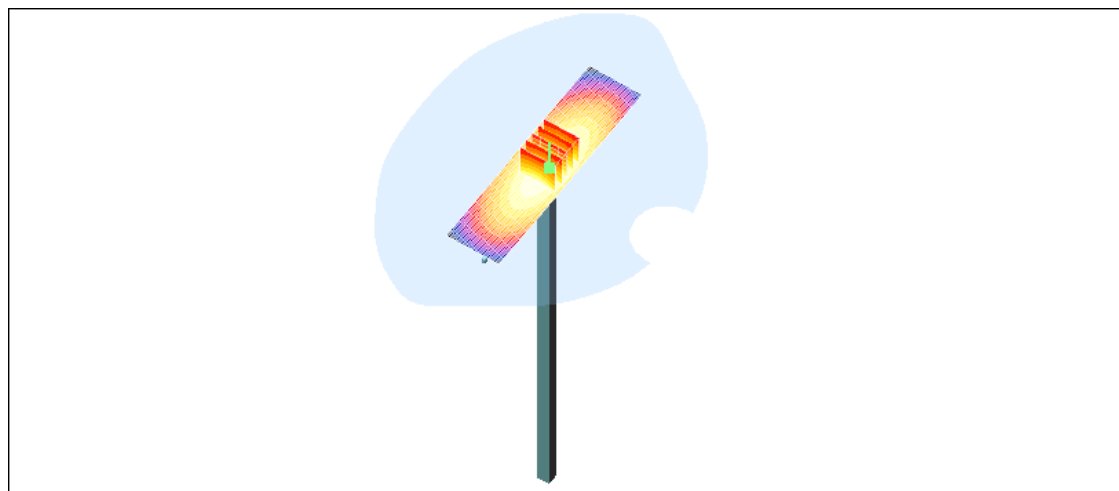
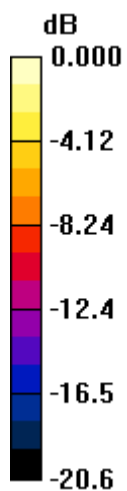
Maximum value of SAR (measured) = 10.3 mW/g

d=15mm, Pin=1000mW/Area Scan (31x121x1): Measurement grid: $dx=15\text{mm}$,


$dy=15\text{mm}$

Maximum value of SAR (interpolated) = 10.3 mW/g

	Document Appendix A for the BlackBerry® Smartphone Model RCY71UW SAR Report			Page 5(13)
	Author Data Andrew Becker	Dates of Test February 02– March 18, 2010	Test Report No RTS-2337-1003-18	FCC ID: L6ARCY70UW



0 dB = 10.3mW/g

	Document Appendix A for the BlackBerry® Smartphone Model RCY71UW SAR Report			Page 6(13)
	Author Data Andrew Becker	Dates of Test February 02– March 18, 2010	Test Report No RTS-2337-1003-18	FCC ID: L6ARCY70UW

Date/Time: 11/02/2010 7:03:04 PM

Test Laboratory: RIM TESTING SERVICES

File Name:

[DipoleValidation_1900MHz_Amb_Tem_23.0_Liq_Tem_21.6_C_02_11_10.da4](#)

DUT: Dipole 1900 MHz; Type: D1900V2; Serial: D1900V2 - SN:545

Program Name: System Performance Check at 1900 MHz

Communication System: CW; Frequency: 1900 MHz; Duty Cycle: 1:1

Medium parameters used: $f = 1900$ MHz; $\sigma = 1.44$ mho/m; $\epsilon_r = 40.8$; $\rho = 1000$ kg/m³

Phantom section: Flat Section

DASY4 Configuration:

- Probe: ET3DV6 - SN1644; ConvF(5.17, 5.17, 5.17); Calibrated: 11/11/2009
- Sensor-Surface: 4mm (Mechanical Surface Detection)
- Electronics: DAE3 Sn472; Calibrated: 03/03/2009
- Phantom: SAM 1; Type: SAM 4.0; Serial: 1076
- Measurement SW: DASY4, V4.7 Build 80; Postprocessing SW: SEMCAD, V1.8 Build 186

d=10mm, Pin=1000mW/Zoom Scan (5x5x7) 2 (5x5x7)/Cube 0: Measurement

grid: dx=7.5mm, dy=7.5mm, dz=5mm

Reference Value = 179.5 V/m; Power Drift = 0.049 dB

Peak SAR (extrapolated) = 67.8 W/kg


SAR(1 g) = 38.4 mW/g; SAR(10 g) = 20.1 mW/g

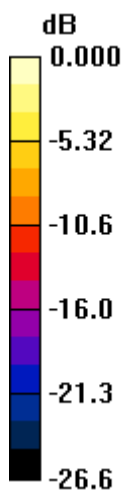
Maximum value of SAR (measured) = 43.1 mW/g

d=10mm, Pin=1000mW/Area Scan (31x61x1): Measurement grid: dx=15mm,


dy=15mm

Maximum value of SAR (interpolated) = 44.8 mW/g

	Document Appendix A for the BlackBerry® Smartphone Model RCY71UW SAR Report			Page 7(13)
	Author Data Andrew Becker	Dates of Test February 02– March 18, 2010	Test Report No RTS-2337-1003-18	FCC ID: L6ARCY70UW



0 dB = 44.8mW/g

	Document Appendix A for the BlackBerry® Smartphone Model RCY71UW SAR Report			Page 8(13)
	Author Data Andrew Becker	Dates of Test February 02– March 18, 2010	Test Report No RTS-2337-1003-18	FCC ID: L6ARCY70UW

Date/Time: 3/16/2010 7:11:04 PM

Test Laboratory: RIM TESTING SERVICES

File Name:

[DipoleValidation 1900MHz Amb Tem 22.6 Liq Tem 21.2 C 03 16 10.da4](#)

DUT: Dipole 1900 MHz; Type: D1900V2; Serial: D1900V2 - SN:545

Program Name: System Performance Check at 1900 MHz

Communication System: CW; Frequency: 1900 MHz; Duty Cycle: 1:1

Medium parameters used: $f = 1900$ MHz; $\sigma = 1.43$ mho/m; $\epsilon_r = 40.2$; $\rho = 1000$ kg/m³

Phantom section: Flat Section

DASY4 Configuration:

- Probe: ET3DV6 - SN1644; ConvF(5.17, 5.17, 5.17); Calibrated: 11/11/2009
- Sensor-Surface: 4mm (Mechanical Surface Detection)
- Electronics: DAE3 Sn473; Calibrated: 1/4/2010
- Phantom: SAM 1; Type: SAM 4.0; Serial: 1076
- Measurement SW: DASY4, V4.7 Build 80; Postprocessing SW: SEMCAD, V1.8 Build 186

d=10mm, Pin=1000mW/Zoom Scan (5x5x7) 2 (5x5x7)/Cube 0: Measurement

grid: dx=7.5mm, dy=7.5mm, dz=5mm

Reference Value = 176.1 V/m; Power Drift = 0.026 dB

Peak SAR (extrapolated) = 64.9 W/kg


SAR(1 g) = 36.9 mW/g; SAR(10 g) = 19.2 mW/g

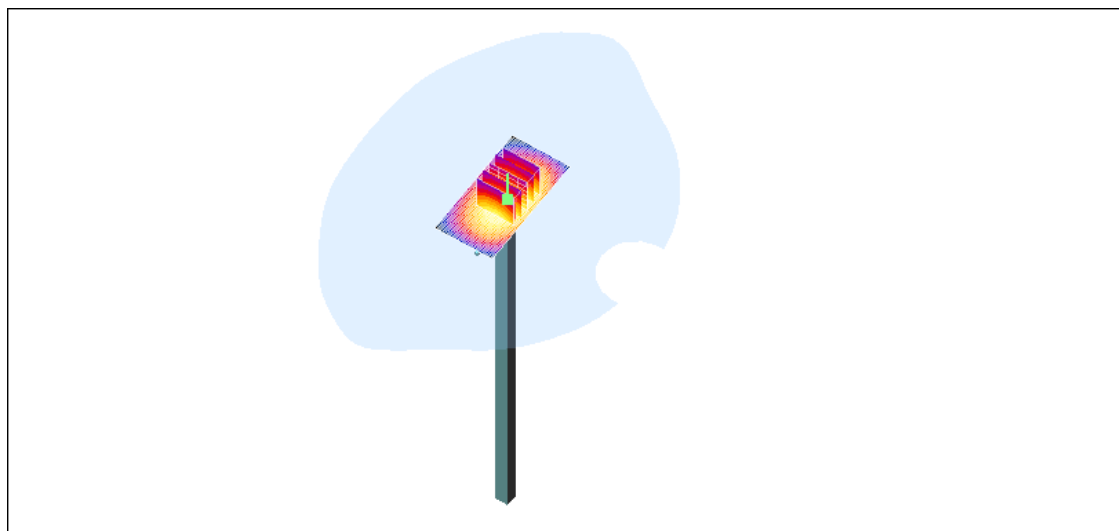
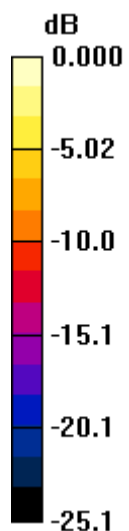
Maximum value of SAR (measured) = 41.6 mW/g

d=10mm, Pin=1000mW/Area Scan (31x61x1): Measurement grid: dx=15mm,


dy=15mm

Maximum value of SAR (interpolated) = 42.2 mW/g

	Document Appendix A for the BlackBerry® Smartphone Model RCY71UW SAR Report			Page 9(13)
	Author Data Andrew Becker	Dates of Test February 02– March 18, 2010	Test Report No RTS-2337-1003-18	FCC ID: L6ARCY70UW



0 dB = 42.2mW/g

	Document Appendix A for the BlackBerry® Smartphone Model RCY71UW SAR Report			Page 10(13)
	Author Data Andrew Becker	Dates of Test February 02– March 18, 2010	Test Report No RTS-2337-1003-18	FCC ID: L6ARCY70UW

Date/Time: 2/2/2010 7:18:47 PM

Test Laboratory: RIM TESTING SERVICES

File Name:

[DipoleValidation_2450MHz_Amb_Tem_23.3_Liq_Tem_21.6_C_02_02_10.da4](#)

DUT: Dipole 2450 MHz; Type: D2450V2; Serial: D2450V2 - SN:747

Program Name: System Performance Check at 1900 MHz

Communication System: CW; Frequency: 2450 MHz; Duty Cycle: 1:1

Medium parameters used: $f = 2450$ MHz; $\sigma = 1.88$ mho/m; $\epsilon_r = 39.1$; $\rho = 1000$ kg/m³

Phantom section: Flat Section

DASY4 Configuration:

- Probe: ET3DV6 - SN1644; ConvF(4.5, 4.5, 4.5); Calibrated: 11/11/2009
- Sensor-Surface: 4mm (Mechanical Surface Detection)
- Electronics: DAE3 Sn472; Calibrated: 3/3/2009
- Phantom: SAM 1; Type: SAM 4.0; Serial: 1076
- Measurement SW: DASY4, V4.7 Build 80; Postprocessing SW: SEMCAD, V1.8 Build 186

d=10mm, Pin=1000mW/Zoom Scan (5x5x7) 2 (5x5x7)/Cube 0: Measurement

grid: dx=7.5mm, dy=7.5mm, dz=5mm

Reference Value = 188.1 V/m; Power Drift = -0.011 dB

Peak SAR (extrapolated) = 134.6 W/kg

SAR(1 g) = 57.8 mW/g; SAR(10 g) = 26.2 mW/g

Maximum value of SAR (measured) = 63.7 mW/g

d=10mm, Pin=1000mW/Area Scan (31x61x1): Measurement grid: dx=15mm,

dy=15mm

Maximum value of SAR (interpolated) = 68.4 mW/g


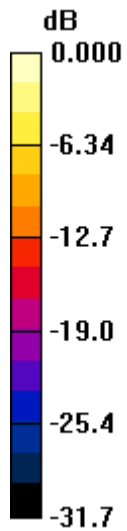
Author Data
Andrew Becker

Dates of Test
February 02– March 18, 2010


Test Report No
RTS-2337-1003-18

FCC ID:
L6ARCY70UW

IC ID
2503A-RCY70UW



0 dB = 68.4mW/g

	Document			Page
	Appendix A for the BlackBerry® Smartphone Model RCY71UW SAR Report			12(13)
Author Data	Dates of Test	Test Report No	FCC ID:	IC ID
Andrew Becker	February 02– March 18, 2010	RTS-2337-1003-18	L6ARCY70UW	2503A-RCY70UW

Date/Time: 3/11/2010 3:45:15 PM

Test Laboratory: RIM TESTING SERVICES

File Name: [DipoleValidation_2450MHz_Amb_Tem_23.0_Liq_Tem_22.5C.da4](#)

DUT: Dipole 2450 MHz; Type: D2450V2; Serial: D2450V2 - SN:747

Program Name: System Performance Check at 2450 MHz

Communication System: CW; Frequency: 2450 MHz; Duty Cycle: 1:1

Medium parameters used: $f = 2450$ MHz; $\sigma = 1.88$ mho/m; $\epsilon_r = 37.6$; $\rho = 1000$ kg/m³

Phantom section: Flat Section

DASY4 Configuration:

- Probe: ET3DV6 - SN1644; ConvF(4.5, 4.5, 4.5); Calibrated: 11/11/2009
- Sensor-Surface: 4mm (Mechanical Surface Detection)
- Electronics: DAE3 Sn473; Calibrated: 1/4/2010
- Phantom: SAM 1; Type: SAM 4.0; Serial: 1076
- Measurement SW: DASY4, V4.7 Build 80; Postprocessing SW: SEMCAD, V1.8 Build 186

d=10mm, Pin=1000mW/Zoom Scan (5x5x7) 2 (5x5x7)/Cube 0: Measurement

grid: dx=7.5mm, dy=7.5mm, dz=5mm

Reference Value = 188.3 V/m; Power Drift = -0.022 dB

Peak SAR (extrapolated) = 126.3 W/kg


SAR(1 g) = 55.9 mW/g; SAR(10 g) = 25.7 mW/g

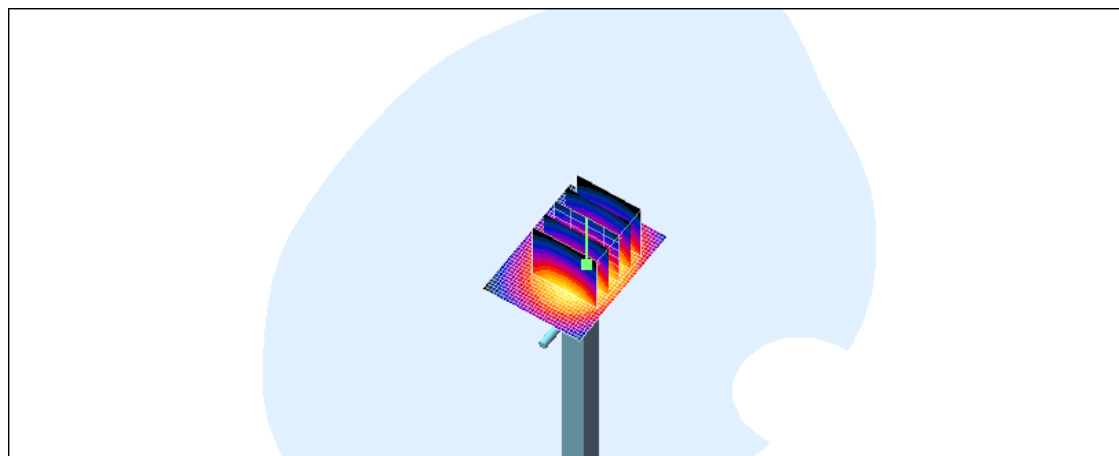
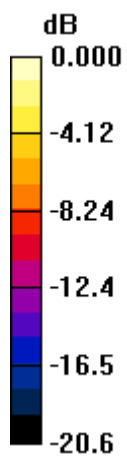
Maximum value of SAR (measured) = 62.0 mW/g

d=10mm, Pin=1000mW/Area Scan (31x41x1): Measurement grid: dx=15mm,

dy=15mm

Maximum value of SAR (interpolated) = 63.7 mW/g

	Document Appendix A for the BlackBerry® Smartphone Model RCY71UW SAR Report			Page 13(13)
	Author Data Andrew Becker	Dates of Test February 02– March 18, 2010	Test Report No RTS-2337-1003-18	FCC ID: L6ARCY70UW



0 dB = 63.7mW/g