
	Document Appendix B for the BlackBerry® Smartphone Model RCX71UW SAR Report		Page 1(66)
Author Data Andrew Becker	Dates of Test February 02 – March 03, 2010	Test Report No RTS-2474-1002-41	FCC ID: L6ARCX70UW

APPENDIX B: SAR DISTRIBUTION PLOTS FOR HEAD CONFIGURATION

	Document Appendix B for the BlackBerry® Smartphone Model RCX71UW SAR Report		Page 2(66)
Author Data Andrew Becker	Dates of Test February 02 – March 03, 2010	Test Report No RTS-2474-1002-41	FCC ID: L6ARCX70UW

Date/Time: 16/02/2010 4:41:42 PM

Test Laboratory: RIM TESTING SERVICES

File Name: [LeftHandSide_EDGE850_low_chan_Amb_Tem_23.4_Liq_Tem_21.0_C.da4](#)

DUT: BlackBerry Smartphone; Type: Sample ; Serial: 21D06A83
Program Name: Compliance Testing: P1528 Protocol (Left-Hand Side)


Communication System: EDGE 850 (2slots); Frequency: 824.2 MHz; Duty Cycle: 1:4.2
Medium parameters used: $f = 825 \text{ MHz}$; $\sigma = 0.865 \text{ mho/m}$; $\epsilon_r = 40.8$; $\rho = 1000 \text{ kg/m}^3$
Phantom section: Left Section

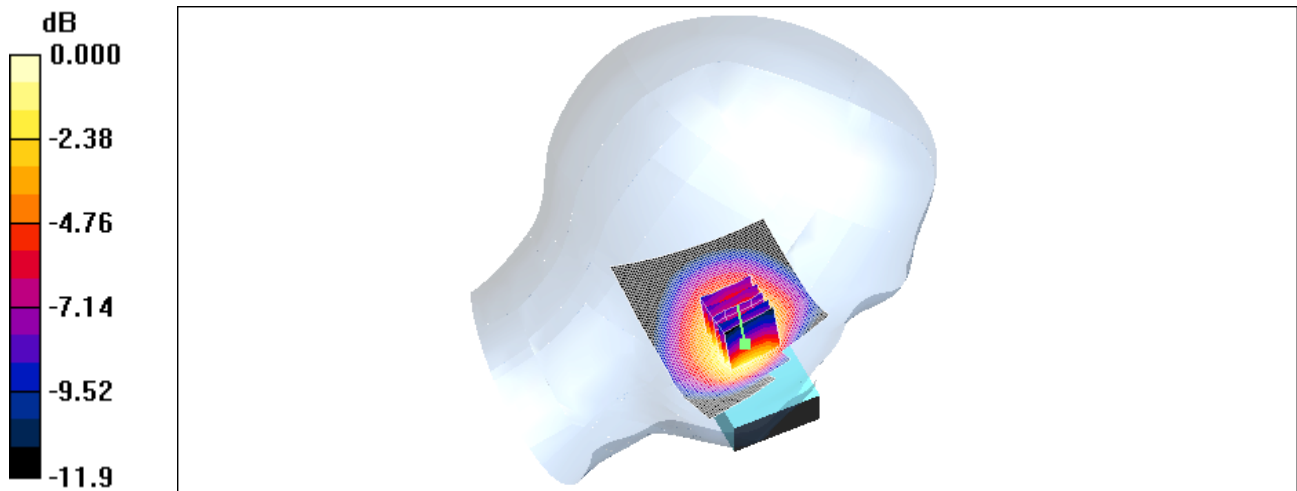
DASY4 Configuration:

- Probe: ET3DV6 - SN1644; ConvF(6.08, 6.08, 6.08); Calibrated: 11/11/2009
- Sensor-Surface: 4mm (Mechanical Surface Detection)
- Electronics: DAE3 Sn472; Calibrated: 03/03/2009
- Phantom: SAM 1; Type: SAM 4.0; Serial: 1076
- Measurement SW: DASY4, V4.7 Build 80; Postprocessing SW: SEMCAD, V1.8 Build 186


Touch position -/Area Scan (61x81x1): Measurement grid: $dx=15\text{mm}$, $dy=15\text{mm}$
Maximum value of SAR (interpolated) = 1.18 mW/g

Touch position -/Zoom Scan (5x5x7) (5x5x7)/Cube 0: Measurement grid:
 $dx=7.5\text{mm}$, $dy=7.5\text{mm}$, $dz=5\text{mm}$
Reference Value = 12.5 V/m; Power Drift = 0.287 dB
Peak SAR (extrapolated) = 1.56 W/kg
SAR(1 g) = 1.1 mW/g; SAR(10 g) = 0.743 mW/g
Maximum value of SAR (measured) = 1.18 mW/g

	Document Appendix B for the BlackBerry® Smartphone Model RCX71UW SAR Report		Page 3(66)
Author Data Andrew Becker	Dates of Test February 02 – March 03, 2010	Test Report No RTS-2474-1002-41	FCC ID: L6ARCX70UW



0 dB = 1.18mW/g

	Document Appendix B for the BlackBerry® Smartphone Model RCX71UW SAR Report		Page 4(66)
Author Data Andrew Becker	Dates of Test February 02 – March 03, 2010	Test Report No RTS-2474-1002-41	FCC ID: L6ARCX70UW

Date/Time: 16/02/2010 5:01:25 PM

Test Laboratory: RIM TESTING SERVICES

File Name: [LeftHandSide_EDGE850_mid_chan_Amb_Tem_23.4_Liq_Tem_21.0_C.da4](#)

DUT: BlackBerry Smartphone; Type: Sample ; Serial: 21D06A83
Program Name: Compliance Testing: P1528 Protocol (Left-Hand Side)

Communication System: EDGE 850 (2slots); Frequency: 836.8 MHz; Duty Cycle: 1:4.2
Medium parameters used (interpolated): $f = 836.8 \text{ MHz}$; $\sigma = 0.875 \text{ mho/m}$; $\epsilon_r = 40.6$; $\rho = 1000 \text{ kg/m}^3$

Phantom section: Left Section

DASY4 Configuration:

- Probe: ET3DV6 - SN1644; ConvF(6.08, 6.08, 6.08); Calibrated: 11/11/2009
- Sensor-Surface: 4mm (Mechanical Surface Detection)
- Electronics: DAE3 Sn472; Calibrated: 03/03/2009
- Phantom: SAM 1; Type: SAM 4.0; Serial: 1076
- Measurement SW: DASY4, V4.7 Build 80; Postprocessing SW: SEMCAD, V1.8 Build 186

Touch position -/Area Scan (61x81x1): Measurement grid: $dx=15\text{mm}$, $dy=15\text{mm}$

[Info: Interpolated medium parameters used for SAR evaluation.](#)

Maximum value of SAR (interpolated) = 1.28 mW/g

Touch position -/Zoom Scan (5x5x7) (5x5x7)/Cube 0: Measurement grid:

$dx=7.5\text{mm}$, $dy=7.5\text{mm}$, $dz=5\text{mm}$


Reference Value = 13.2 V/m ; Power Drift = -0.085 dB

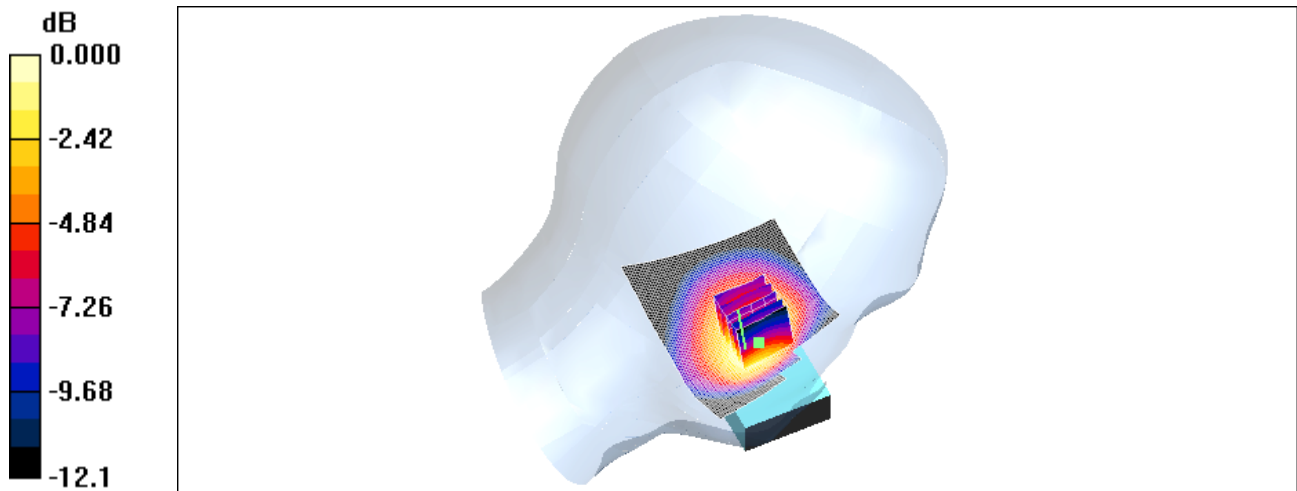
Peak SAR (extrapolated) = 1.67 W/kg

SAR(1 g) = 1.18 mW/g ; SAR(10 g) = 0.799 mW/g


[Info: Interpolated medium parameters used for SAR evaluation.](#)

Maximum value of SAR (measured) = 1.27 mW/g

	Document Appendix B for the BlackBerry® Smartphone Model RCX71UW SAR Report		Page 5(66)
Author Data Andrew Becker	Dates of Test February 02 – March 03, 2010	Test Report No RTS-2474-1002-41	FCC ID: L6ARCX70UW



0 dB = 1.27mW/g

	Document Appendix B for the BlackBerry® Smartphone Model RCX71UW SAR Report		Page 6(66)
Author Data Andrew Becker	Dates of Test February 02 – March 03, 2010	Test Report No RTS-2474-1002-41	FCC ID: L6ARCX70UW

Date/Time: 16/02/2010 5:20:21 PM

Test Laboratory: RIM TESTING SERVICES

File Name:

[LeftHandSide_EDGE850_high_chan_Amb_Tem_23.4_Liq_Tem_21.0_C.da4](#)

DUT: BlackBerry Smartphone; Type: Sample ; Serial: 21D06A83
Program Name: Compliance Testing: P1528 Protocol (Left-Hand Side)

Communication System: EDGE 850 (2slots); Frequency: 848.8 MHz; Duty Cycle: 1:4.2
Medium parameters used (interpolated): $f = 848.8 \text{ MHz}$; $\sigma = 0.885 \text{ mho/m}$; $\epsilon_r = 40.4$; $\rho = 1000 \text{ kg/m}^3$

Phantom section: Left Section

DASY4 Configuration:

- Probe: ET3DV6 - SN1644; ConvF(6.08, 6.08, 6.08); Calibrated: 11/11/2009
- Sensor-Surface: 4mm (Mechanical Surface Detection)
- Electronics: DAE3 Sn472; Calibrated: 03/03/2009
- Phantom: SAM 1; Type: SAM 4.0; Serial: 1076
- Measurement SW: DASY4, V4.7 Build 80; Postprocessing SW: SEMCAD, V1.8 Build 186

Touch position -/Area Scan (61x81x1): Measurement grid: $dx=15\text{mm}$, $dy=15\text{mm}$

[Info: Interpolated medium parameters used for SAR evaluation.](#)

Maximum value of SAR (interpolated) = 1.51 mW/g

Touch position -/Zoom Scan (5x5x7) (5x5x7)/Cube 0: Measurement grid:

$dx=7.5\text{mm}$, $dy=7.5\text{mm}$, $dz=5\text{mm}$


Reference Value = 14.1 V/m ; Power Drift = -0.025 dB

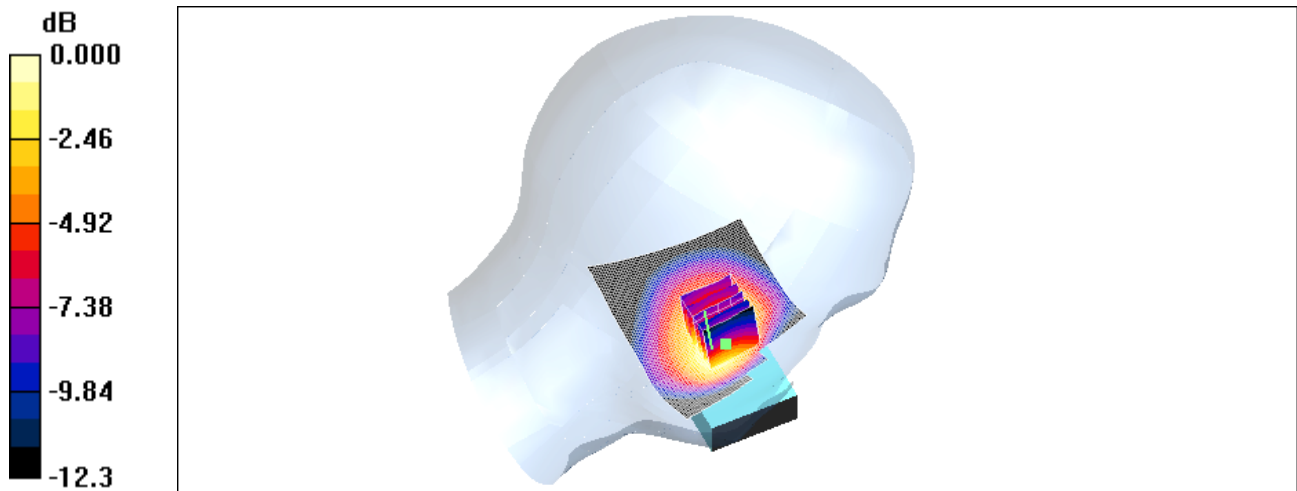
Peak SAR (extrapolated) = 1.99 W/kg

SAR(1 g) = 1.38 mW/g ; SAR(10 g) = 0.934 mW/g


[Info: Interpolated medium parameters used for SAR evaluation.](#)

Maximum value of SAR (measured) = 1.48 mW/g

	Document Appendix B for the BlackBerry® Smartphone Model RCX71UW SAR Report		Page 7(66)
Author Data Andrew Becker	Dates of Test February 02 – March 03, 2010	Test Report No RTS-2474-1002-41	FCC ID: L6ARCX70UW



0 dB = 1.48mW/g

	Document Appendix B for the BlackBerry® Smartphone Model RCX71UW SAR Report		Page 8(66)
Author Data Andrew Becker	Dates of Test February 02 – March 03, 2010	Test Report No RTS-2474-1002-41	FCC ID: L6ARCX70UW

Date/Time: 16/02/2010 6:13:35 PM

Test Laboratory: RIM TESTING SERVICES

File Name:

[RightHandSide_EDGE850_high_chan_Amb_Tem_22.6_Liq_Tem_20.6C.da4](#)

DUT: BlackBerry Smartphone; Type: Sample ; Serial: 21D06A83
Program Name: Compliance Testing: P1528 Protocol (Right-Hand Side)

Communication System: EDGE 850 (2slots); Frequency: 848.8 MHz; Duty Cycle: 1:4.2
Medium parameters used (interpolated): $f = 848.8 \text{ MHz}$; $\sigma = 0.885 \text{ mho/m}$; $\epsilon_r = 40.4$; $\rho = 1000 \text{ kg/m}^3$

Phantom section: Right Section

DASY4 Configuration:

- Probe: ET3DV6 - SN1644; ConvF(6.08, 6.08, 6.08); Calibrated: 11/11/2009
- Sensor-Surface: 4mm (Mechanical Surface Detection)
- Electronics: DAE3 Sn472; Calibrated: 03/03/2009
- Phantom: SAM 1; Type: SAM 4.0; Serial: 1076
- Measurement SW: DASY4, V4.7 Build 80; Postprocessing SW: SEMCAD, V1.8 Build 186

Touch position -/Area Scan (51x81x1): Measurement grid: $dx=15\text{mm}$, $dy=15\text{mm}$

[Info: Interpolated medium parameters used for SAR evaluation.](#)

Maximum value of SAR (interpolated) = 1.54 mW/g

Touch position -/Zoom Scan (5x5x7) (5x5x7)/Cube 0: Measurement grid:

$dx=7.5\text{mm}$, $dy=7.5\text{mm}$, $dz=5\text{mm}$


Reference Value = 15.0 V/m ; Power Drift = -0.155 dB

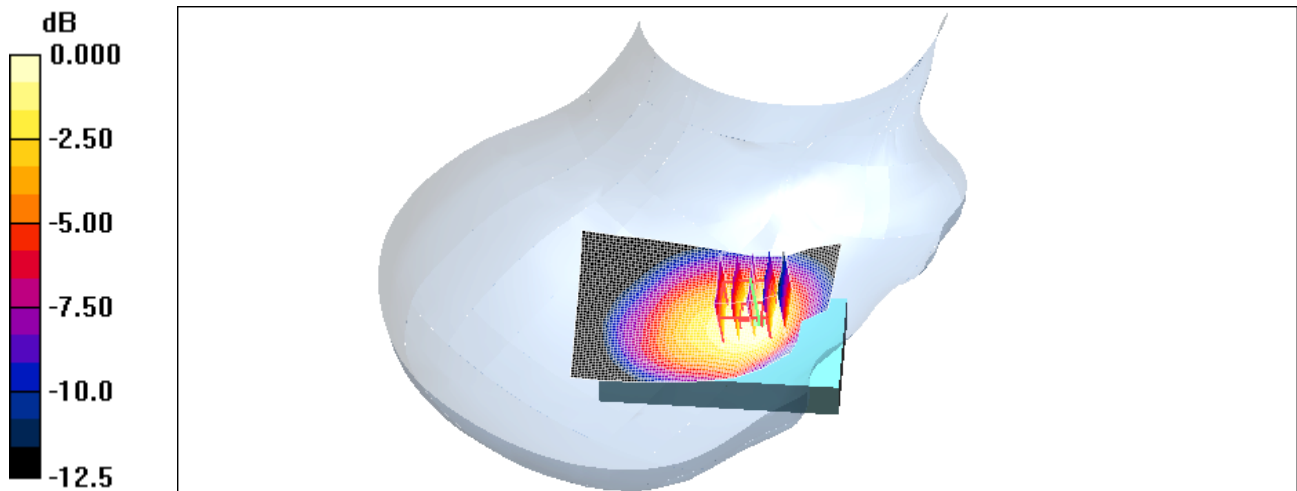
Peak SAR (extrapolated) = 1.80 W/kg

SAR(1 g) = 1.31 mW/g ; SAR(10 g) = 0.906 mW/g


[Info: Interpolated medium parameters used for SAR evaluation.](#)

Maximum value of SAR (measured) = 1.39 mW/g

	Document Appendix B for the BlackBerry® Smartphone Model RCX71UW SAR Report			Page 9(66)
Author Data Andrew Becker	Dates of Test February 02 – March 03, 2010	Test Report No RTS-2474-1002-41	FCC ID: L6ARCX70UW	



0 dB = 1.39mW/g

	Document Appendix B for the BlackBerry® Smartphone Model RCX71UW SAR Report		Page 10(66)
Author Data Andrew Becker	Dates of Test February 02 – March 03, 2010	Test Report No RTS-2474-1002-41	FCC ID: L6ARCX70UW

Date/Time: 09/02/2010 10:45:19 PM

Test Laboratory: RIM TESTING SERVICES

File Name: [LeftHandSide_GSM850_low_chan_Amb_Tem_23.9_Liq_Tem_21.3_C.da4](#)

DUT: BlackBerry Smartphone; Type: Sample ; Serial: 21D06A83
Program Name: Compliance Testing: P1528 Protocol (Left-Hand Side)


Communication System: GSM 850; Frequency: 824.2 MHz; Duty Cycle: 1:8.3
Medium parameters used: $f = 825 \text{ MHz}$; $\sigma = 0.856 \text{ mho/m}$; $\epsilon_r = 39.7$; $\rho = 1000 \text{ kg/m}^3$
Phantom section: Left Section

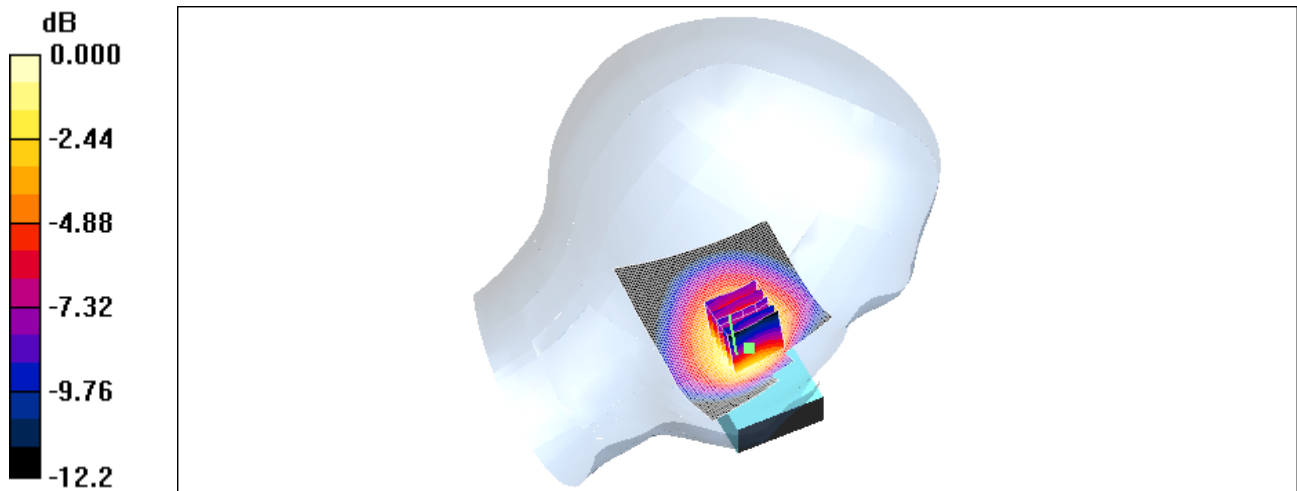
DASY4 Configuration:

- Probe: ET3DV6 - SN1644; ConvF(6.08, 6.08, 6.08); Calibrated: 11/11/2009
- Sensor-Surface: 4mm (Mechanical Surface Detection)
- Electronics: DAE3 Sn472; Calibrated: 03/03/2009
- Phantom: SAM 1; Type: SAM 4.0; Serial: 1076
- Measurement SW: DASY4, V4.7 Build 80; Postprocessing SW: SEMCAD, V1.8 Build 186


Touch position -/Area Scan (61x81x1): Measurement grid: $dx=15\text{mm}$, $dy=15\text{mm}$
Maximum value of SAR (interpolated) = 1.02 mW/g

Touch position -/Zoom Scan (5x5x7) (5x5x7)/Cube 0: Measurement grid:
 $dx=7.5\text{mm}$, $dy=7.5\text{mm}$, $dz=5\text{mm}$
Reference Value = 12.2 V/m; Power Drift = -0.042 dB
Peak SAR (extrapolated) = 1.36 W/kg
SAR(1 g) = 0.929 mW/g; SAR(10 g) = 0.626 mW/g
Maximum value of SAR (measured) = 1.01 mW/g

	Document Appendix B for the BlackBerry® Smartphone Model RCX71UW SAR Report		Page 11(66)
Author Data Andrew Becker	Dates of Test February 02 – March 03, 2010	Test Report No RTS-2474-1002-41	FCC ID: L6ARCX70UW



0 dB = 1.01mW/g

	Document Appendix B for the BlackBerry® Smartphone Model RCX71UW SAR Report		Page 12(66)
Author Data Andrew Becker	Dates of Test February 02 – March 03, 2010	Test Report No RTS-2474-1002-41	FCC ID: L6ARCX70UW

Date/Time: 09/02/2010 11:06:08 PM

Test Laboratory: RIM TESTING SERVICES

File Name: [LeftHandSide_GSM850_mid_chan_Amb_Tem_23.5_Liq_Tem_21.3_C.da4](#)

DUT: BlackBerry Smartphone; Type: Sample ; Serial: 21D06A83
Program Name: Compliance Testing: P1528 Protocol (Left-Hand Side)

Communication System: GSM 850; Frequency: 836.8 MHz; Duty Cycle: 1:8.3
Medium parameters used (interpolated): $f = 836.8 \text{ MHz}$; $\sigma = 0.869 \text{ mho/m}$; $\epsilon_r = 39.5$; $\rho = 1000 \text{ kg/m}^3$
Phantom section: Left Section

DASY4 Configuration:

- Probe: ET3DV6 - SN1644; ConvF(6.08, 6.08, 6.08); Calibrated: 11/11/2009
- Sensor-Surface: 4mm (Mechanical Surface Detection)
- Electronics: DAE3 Sn472; Calibrated: 03/03/2009
- Phantom: SAM 1; Type: SAM 4.0; Serial: 1076
- Measurement SW: DASY4, V4.7 Build 80; Postprocessing SW: SEMCAD, V1.8 Build 186

Touch position -/Area Scan (61x81x1): Measurement grid: $dx=15\text{mm}$, $dy=15\text{mm}$

[Info: Interpolated medium parameters used for SAR evaluation.](#)

Maximum value of SAR (interpolated) = 1.10 mW/g

Touch position -/Zoom Scan (5x5x7) (5x5x7)/Cube 0: Measurement grid:

$dx=7.5\text{mm}$, $dy=7.5\text{mm}$, $dz=5\text{mm}$


Reference Value = 12.3 V/m ; Power Drift = -0.077 dB

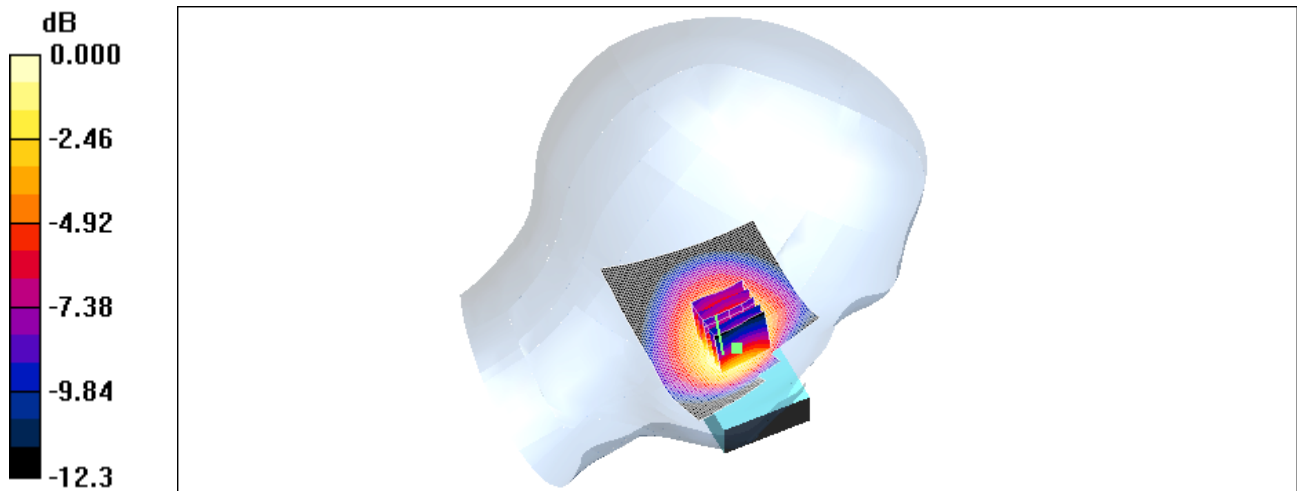
Peak SAR (extrapolated) = 1.47 W/kg

SAR(1 g) = 1.01 mW/g ; SAR(10 g) = 0.677 mW/g


[Info: Interpolated medium parameters used for SAR evaluation.](#)

Maximum value of SAR (measured) = 1.09 mW/g

	Document Appendix B for the BlackBerry® Smartphone Model RCX71UW SAR Report		Page 13(66)
Author Data Andrew Becker	Dates of Test February 02 – March 03, 2010	Test Report No RTS-2474-1002-41	FCC ID: L6ARCX70UW



0 dB = 1.09mW/g

	Document Appendix B for the BlackBerry® Smartphone Model RCX71UW SAR Report		Page 14(66)
Author Data Andrew Becker	Dates of Test February 02 – March 03, 2010	Test Report No RTS-2474-1002-41	FCC ID: L6ARCX70UW

Date/Time: 09/02/2010 11:30:40 PM

Test Laboratory: RIM TESTING SERVICES

File Name: [LeftHandSide_GSM850_high_chan_Amb_Tem_23.6_Liq_Tem_21.3_C.da4](#)

DUT: BlackBerry Smartphone; Type: Sample ; Serial: 21D06A83
Program Name: Compliance Testing: P1528 Protocol (Left-Hand Side)

Communication System: GSM 850; Frequency: 848.8 MHz; Duty Cycle: 1:8.3
Medium parameters used (interpolated): $f = 848.8 \text{ MHz}$; $\sigma = 0.88 \text{ mho/m}$; $\epsilon_r = 39.3$; $\rho = 1000 \text{ kg/m}^3$
Phantom section: Left Section

DASY4 Configuration:

- Probe: ET3DV6 - SN1644; ConvF(6.08, 6.08, 6.08); Calibrated: 11/11/2009
- Sensor-Surface: 4mm (Mechanical Surface Detection)
- Electronics: DAE3 Sn472; Calibrated: 03/03/2009
- Phantom: SAM 1; Type: SAM 4.0; Serial: 1076
- Measurement SW: DASY4, V4.7 Build 80; Postprocessing SW: SEMCAD, V1.8 Build 186

Touch position -/Area Scan (61x81x1): Measurement grid: $dx=15\text{mm}$, $dy=15\text{mm}$

[Info: Interpolated medium parameters used for SAR evaluation.](#)

Maximum value of SAR (interpolated) = 1.31 mW/g

Touch position -/Zoom Scan (5x5x7) (5x5x7)/Cube 0: Measurement grid:

$dx=7.5\text{mm}$, $dy=7.5\text{mm}$, $dz=5\text{mm}$


Reference Value = 12.9 V/m ; Power Drift = -0.117 dB

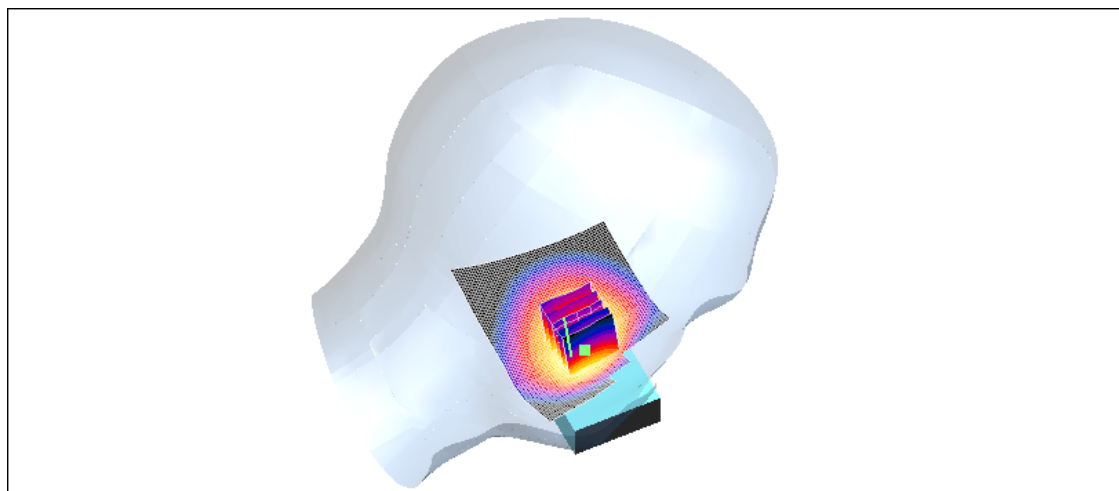
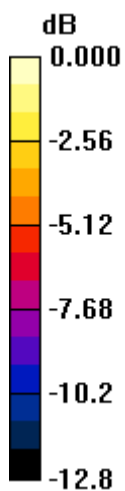
Peak SAR (extrapolated) = 1.88 W/kg

SAR(1 g) = 1.23 mW/g ; SAR(10 g) = 0.801 mW/g


[Info: Interpolated medium parameters used for SAR evaluation.](#)

Maximum value of SAR (measured) = 1.32 mW/g

	Document Appendix B for the BlackBerry® Smartphone Model RCX71UW SAR Report		Page 15(66)
Author Data Andrew Becker	Dates of Test February 02 – March 03, 2010	Test Report No RTS-2474-1002-41	FCC ID: L6ARCX70UW



0 dB = 1.32mW/g

	Document Appendix B for the BlackBerry® Smartphone Model RCX71UW SAR Report		Page 16(66)
Author Data Andrew Becker	Dates of Test February 02 – March 03, 2010	Test Report No RTS-2474-1002-41	FCC ID: L6ARCX70UW

Date/Time: 16/02/2010 5:46:25 PM

Test Laboratory: RIM TESTING SERVICES

File Name: [LeftHandSide_GSM850_high_chan_Amb_Tem_22.8_Liq_Tem_20.8_C.da4](#)

DUT: BlackBerry Smartphone; Type: Sample ; Serial: 21D06A83
Program Name: Compliance Testing: P1528 Protocol (Left-Hand Side)

Communication System: GSM 850; Frequency: 848.8 MHz; Duty Cycle: 1:8.3
Medium parameters used (interpolated): $f = 848.8 \text{ MHz}$; $\sigma = 0.889 \text{ mho/m}$; $\epsilon_r = 42.6$; $\rho = 1000 \text{ kg/m}^3$
Phantom section: Left Section

DASY4 Configuration:

- Probe: ET3DV6 - SN1644; ConvF(6.08, 6.08, 6.08); Calibrated: 11/11/2009
- Sensor-Surface: 4mm (Mechanical Surface Detection)
- Electronics: DAE3 Sn472; Calibrated: 03/03/2009
- Phantom: SAM 1; Type: SAM 4.0; Serial: 1076
- Measurement SW: DASY4, V4.7 Build 80; Postprocessing SW: SEMCAD, V1.8 Build 186

Touch position -/Area Scan (61x81x1): Measurement grid: $dx=15\text{mm}$, $dy=15\text{mm}$

[Info: Interpolated medium parameters used for SAR evaluation.](#)

Maximum value of SAR (interpolated) = 1.27 mW/g

Touch position -/Zoom Scan (5x5x7) (5x5x7)/Cube 0: Measurement grid:

$dx=7.5\text{mm}$, $dy=7.5\text{mm}$, $dz=5\text{mm}$


Reference Value = 12.5 V/m ; Power Drift = -0.053 dB

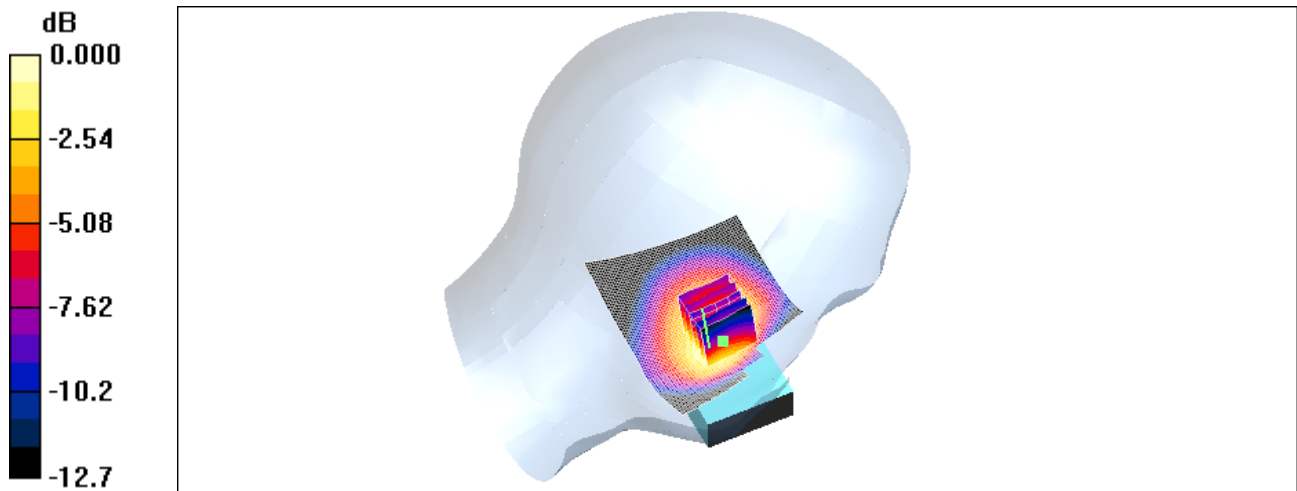
Peak SAR (extrapolated) = 1.66 W/kg

SAR(1 g) = 1.16 mW/g ; SAR(10 g) = 0.788 mW/g


[Info: Interpolated medium parameters used for SAR evaluation.](#)

Maximum value of SAR (measured) = 1.25 mW/g

	Document Appendix B for the BlackBerry® Smartphone Model RCX71UW SAR Report		Page 17(66)
Author Data Andrew Becker	Dates of Test February 02 – March 03, 2010	Test Report No RTS-2474-1002-41	FCC ID: L6ARCX70UW



0 dB = 1.25mW/g

	Document Appendix B for the BlackBerry® Smartphone Model RCX71UW SAR Report		Page 18(66)
Author Data Andrew Becker	Dates of Test February 02 – March 03, 2010	Test Report No RTS-2474-1002-41	FCC ID: L6ARCX70UW

Date/Time: 09/02/2010 11:49:28 PM

Test Laboratory: RIM TESTING SERVICES

File Name:

[LeftHandSide_Tilt_GSM850_high_chan_Amb_Tem_24.3_Liq_Tem_21.3_C.da4](#)

DUT: BlackBerry Smartphone; Type: Sample ; Serial: 21D06A83
Program Name: Compliance Testing: P1528 Protocol (Left-Hand Side)

Communication System: GSM 850; Frequency: 848.8 MHz; Duty Cycle: 1:8.3
Medium parameters used (interpolated): $f = 848.8 \text{ MHz}$; $\sigma = 0.88 \text{ mho/m}$; $\epsilon_r = 39.3$; $\rho = 1000 \text{ kg/m}^3$
Phantom section: Left Section

DASY4 Configuration:

- Probe: ET3DV6 - SN1644; ConvF(6.08, 6.08, 6.08); Calibrated: 11/11/2009
- Sensor-Surface: 4mm (Mechanical Surface Detection)
- Electronics: DAE3 Sn472; Calibrated: 03/03/2009
- Phantom: SAM 1; Type: SAM 4.0; Serial: 1076
- Measurement SW: DASY4, V4.7 Build 80; Postprocessing SW: SEMCAD, V1.8 Build 186

Touch position -/Area Scan (51x81x1): Measurement grid: $dx=15\text{mm}$, $dy=15\text{mm}$

[Info: Interpolated medium parameters used for SAR evaluation.](#)

Maximum value of SAR (interpolated) = 0.804 mW/g

Touch position -/Zoom Scan (5x5x7) (5x5x7)/Cube 0: Measurement grid:

$dx=7.5\text{mm}$, $dy=7.5\text{mm}$, $dz=5\text{mm}$


Reference Value = 21.7 V/m ; Power Drift = -0.042 dB


Peak SAR (extrapolated) = 0.959 W/kg

SAR(1 g) = 0.755 mW/g ; SAR(10 g) = 0.551 mW/g


[Info: Interpolated medium parameters used for SAR evaluation.](#)

Maximum value of SAR (measured) = 0.793 mW/g

	Document Appendix B for the BlackBerry® Smartphone Model RCX71UW SAR Report		Page 19(66)
Author Data Andrew Becker	Dates of Test February 02 – March 03, 2010	Test Report No RTS-2474-1002-41	FCC ID: L6ARCX70UW



0 dB = 0.793mW/g

	Document Appendix B for the BlackBerry® Smartphone Model RCX71UW SAR Report		Page 20(66)
Author Data Andrew Becker	Dates of Test February 02 – March 03, 2010	Test Report No RTS-2474-1002-41	FCC ID: L6ARCX70UW

Date/Time: 10/02/2010 12:14:23 AM

Test Laboratory: RIM TESTING SERVICES

File Name: [RightHandSide_GSM850_low_chan_Amb_Tem_23.9_Liq_Tem_21.6C.da4](#)

DUT: BlackBerry Smartphone; Type: Sample ; Serial: 21D06A83
Program Name: Compliance Testing: P1528 Protocol (Right-Hand Side)

Communication System: GSM 850; Frequency: 824.2 MHz; Duty Cycle: 1:8.3
Medium parameters used: $f = 825 \text{ MHz}$; $\sigma = 0.856 \text{ mho/m}$; $\epsilon_r = 39.7$; $\rho = 1000 \text{ kg/m}^3$
Phantom section: Right Section


DASY4 Configuration:

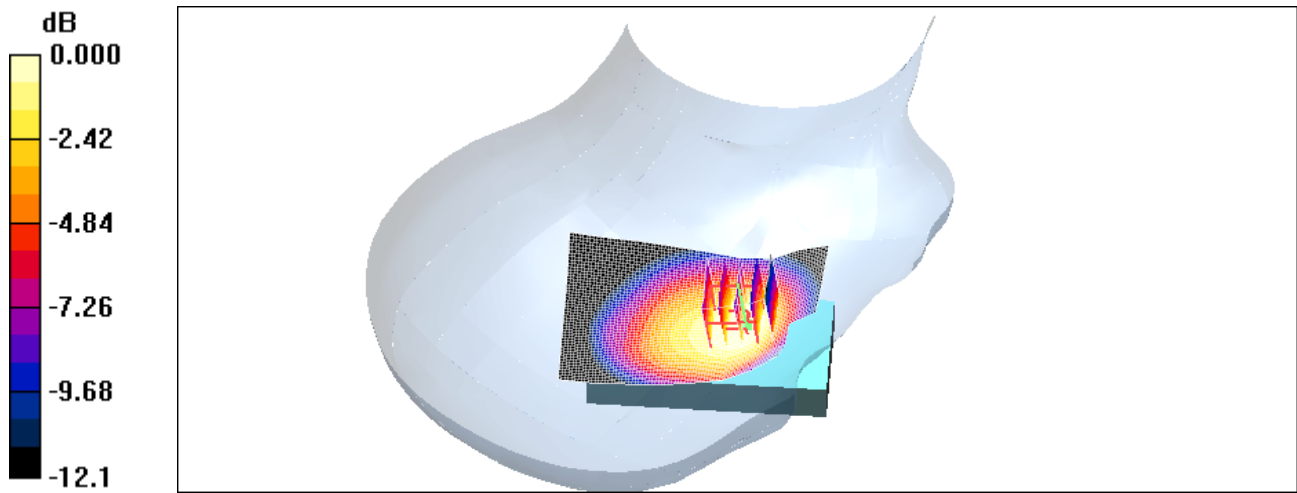
- Probe: ET3DV6 - SN1644; ConvF(6.08, 6.08, 6.08); Calibrated: 11/11/2009
- Sensor-Surface: 4mm (Mechanical Surface Detection)
- Electronics: DAE3 Sn472; Calibrated: 03/03/2009
- Phantom: SAM 1; Type: SAM 4.0; Serial: 1076
- Measurement SW: DASY4, V4.7 Build 80; Postprocessing SW: SEMCAD, V1.8 Build 186

Touch position -/Area Scan (51x81x1): Measurement grid: $dx=15\text{mm}$, $dy=15\text{mm}$
Maximum value of SAR (interpolated) = 0.978 mW/g


Touch position -/Zoom Scan (5x5x7) (5x5x7)/Cube 0: Measurement grid:
 $dx=7.5\text{mm}$, $dy=7.5\text{mm}$, $dz=5\text{mm}$
Reference Value = 12.9 V/m; Power Drift = -0.125 dB
Peak SAR (extrapolated) = 1.11 W/kg
SAR(1 g) = 0.834 mW/g; SAR(10 g) = 0.583 mW/g

Maximum value of SAR (measured) = 0.881 mW/g

	Document Appendix B for the BlackBerry® Smartphone Model RCX71UW SAR Report		Page 21(66)
Author Data Andrew Becker	Dates of Test February 02 – March 03, 2010	Test Report No RTS-2474-1002-41	FCC ID: L6ARCX70UW



0 dB = 0.881mW/g

	Document Appendix B for the BlackBerry® Smartphone Model RCX71UW SAR Report		Page 22(66)
Author Data Andrew Becker	Dates of Test February 02 – March 03, 2010	Test Report No RTS-2474-1002-41	FCC ID: L6ARCX70UW

Date/Time: 10/02/2010 12:30:08 AM

Test Laboratory: RIM TESTING SERVICES

File Name: [RightHandSide_GSM850_mid_chan_Amb_Tem_23.4_Liq_Tem_21.4C.da4](#)

DUT: BlackBerry Smartphone; Type: Sample ; Serial: 21D06A83
Program Name: Compliance Testing: P1528 Protocol (Right-Hand Side)

Communication System: GSM 850; Frequency: 836.8 MHz; Duty Cycle: 1:8.3
Medium parameters used (interpolated): $f = 836.8 \text{ MHz}$; $\sigma = 0.869 \text{ mho/m}$; $\epsilon_r = 39.5$; $\rho = 1000 \text{ kg/m}^3$
Phantom section: Right Section

DASY4 Configuration:

- Probe: ET3DV6 - SN1644; ConvF(6.08, 6.08, 6.08); Calibrated: 11/11/2009
- Sensor-Surface: 4mm (Mechanical Surface Detection)
- Electronics: DAE3 Sn472; Calibrated: 03/03/2009
- Phantom: SAM 1; Type: SAM 4.0; Serial: 1076
- Measurement SW: DASY4, V4.7 Build 80; Postprocessing SW: SEMCAD, V1.8 Build 186

Touch position -/Area Scan (51x81x1): Measurement grid: $dx=15\text{mm}$, $dy=15\text{mm}$

[Info: Interpolated medium parameters used for SAR evaluation.](#)

Maximum value of SAR (interpolated) = 1.10 mW/g

Touch position -/Zoom Scan (5x5x7) (5x5x7)/Cube 0: Measurement grid:

$dx=7.5\text{mm}$, $dy=7.5\text{mm}$, $dz=5\text{mm}$


Reference Value = 13.6 V/m ; Power Drift = -0.123 dB

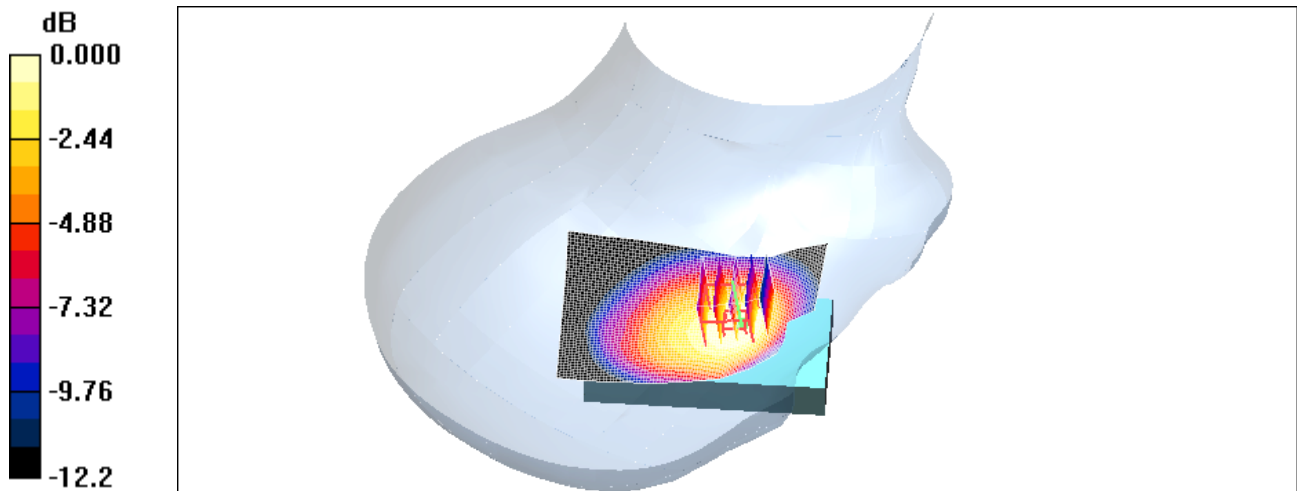
Peak SAR (extrapolated) = 1.23 W/kg

SAR(1 g) = 0.933 mW/g ; SAR(10 g) = 0.654 mW/g


[Info: Interpolated medium parameters used for SAR evaluation.](#)

Maximum value of SAR (measured) = 1.00 mW/g

	Document Appendix B for the BlackBerry® Smartphone Model RCX71UW SAR Report		Page 23(66)
Author Data Andrew Becker	Dates of Test February 02 – March 03, 2010	Test Report No RTS-2474-1002-41	FCC ID: L6ARCX70UW



0 dB = 1.00mW/g

	Document Appendix B for the BlackBerry® Smartphone Model RCX71UW SAR Report		Page 24(66)
Author Data Andrew Becker	Dates of Test February 02 – March 03, 2010	Test Report No RTS-2474-1002-41	FCC ID: L6ARCX70UW

Date/Time: 10/02/2010 12:47:44 AM

Test Laboratory: RIM TESTING SERVICES

File Name: [RightHandSide_GSM850_high_chan_Amb_Tem_23.4_Liq_Tem_21.4C.da4](#)

DUT: BlackBerry Smartphone; Type: Sample ; Serial: 21D06A83
Program Name: Compliance Testing: P1528 Protocol (Right-Hand Side)

Communication System: GSM 850; Frequency: 848.8 MHz; Duty Cycle: 1:8.3
Medium parameters used (interpolated): $f = 848.8 \text{ MHz}$; $\sigma = 0.88 \text{ mho/m}$; $\epsilon_r = 39.3$; $\rho = 1000 \text{ kg/m}^3$
Phantom section: Right Section

DASY4 Configuration:

- Probe: ET3DV6 - SN1644; ConvF(6.08, 6.08, 6.08); Calibrated: 11/11/2009
- Sensor-Surface: 4mm (Mechanical Surface Detection)
- Electronics: DAE3 Sn472; Calibrated: 03/03/2009
- Phantom: SAM 1; Type: SAM 4.0; Serial: 1076
- Measurement SW: DASY4, V4.7 Build 80; Postprocessing SW: SEMCAD, V1.8 Build 186

Touch position -/Area Scan (51x81x1): Measurement grid: $dx=15\text{mm}$, $dy=15\text{mm}$

[Info: Interpolated medium parameters used for SAR evaluation.](#)

Maximum value of SAR (interpolated) = 1.30 mW/g

Touch position -/Zoom Scan (5x5x7) (5x5x7)/Cube 0: Measurement grid:

$dx=7.5\text{mm}$, $dy=7.5\text{mm}$, $dz=5\text{mm}$


Reference Value = 14.3 V/m ; Power Drift = -0.001 dB

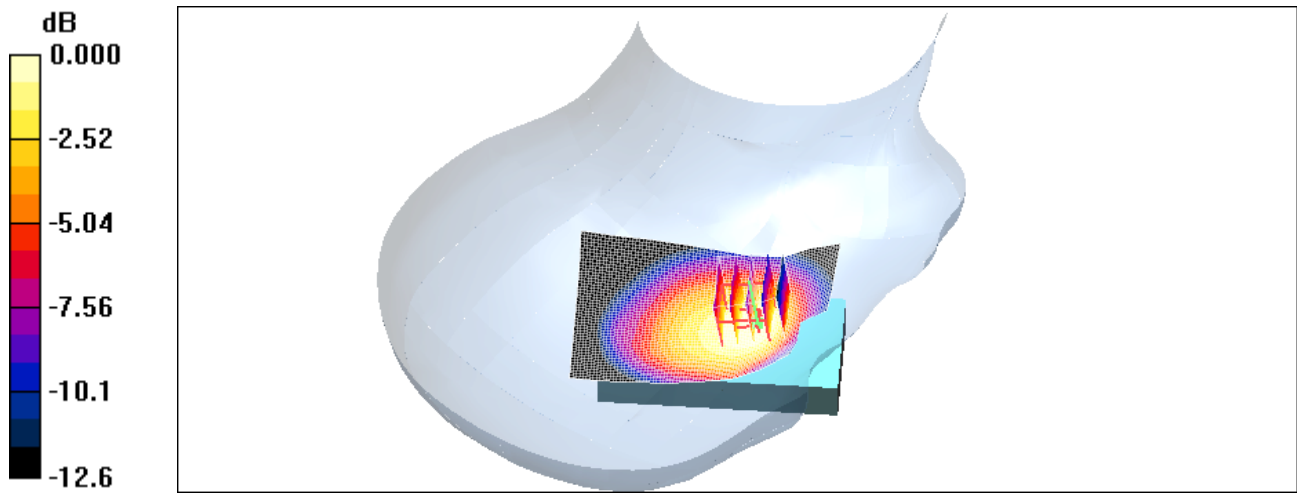
Peak SAR (extrapolated) = 1.49 W/kg

SAR(1 g) = 1.11 mW/g ; SAR(10 g) = 0.772 mW/g


[Info: Interpolated medium parameters used for SAR evaluation.](#)

Maximum value of SAR (measured) = 1.17 mW/g

	Document Appendix B for the BlackBerry® Smartphone Model RCX71UW SAR Report		Page 25(66)
Author Data Andrew Becker	Dates of Test February 02 – March 03, 2010	Test Report No RTS-2474-1002-41	FCC ID: L6ARCX70UW



0 dB = 1.17mW/g

	Document Appendix B for the BlackBerry® Smartphone Model RCX71UW SAR Report		Page 26(66)
Author Data Andrew Becker	Dates of Test February 02 – March 03, 2010	Test Report No RTS-2474-1002-41	FCC ID: L6ARCX70UW

Date/Time: 10/02/2010 1:05:46 AM

Test Laboratory: RIM TESTING SERVICES

File Name:

[RightHandSide_Tilt_GSM850_high_chan_Amb_Tem_23.5_Liq_Tem_21.5C.da4](#)

DUT: BlackBerry Smartphone; Type: Sample ; Serial: 21D06A83

Program Name: Compliance Testing: P1528 Protocol (Right-Hand Side)

Communication System: GSM 850; Frequency: 848.8 MHz; Duty Cycle: 1:8.3

Medium parameters used (interpolated): $f = 848.8 \text{ MHz}$; $\sigma = 0.88 \text{ mho/m}$; $\epsilon_r = 39.3$; $\rho = 1000 \text{ kg/m}^3$

Phantom section: Right Section

DASY4 Configuration:

- Probe: ET3DV6 - SN1644; ConvF(6.08, 6.08, 6.08); Calibrated: 11/11/2009
- Sensor-Surface: 4mm (Mechanical Surface Detection)
- Electronics: DAE3 Sn472; Calibrated: 03/03/2009
- Phantom: SAM 1; Type: SAM 4.0; Serial: 1076
- Measurement SW: DASY4, V4.7 Build 80; Postprocessing SW: SEMCAD, V1.8 Build 186

Touch position -/Area Scan (51x81x1): Measurement grid: $dx=15\text{mm}$, $dy=15\text{mm}$

[Info: Interpolated medium parameters used for SAR evaluation.](#)

Maximum value of SAR (interpolated) = 0.763 mW/g

Touch position -/Zoom Scan (5x5x7) (5x5x7)/Cube 0: Measurement grid:

$dx=7.5\text{mm}$, $dy=7.5\text{mm}$, $dz=5\text{mm}$


Reference Value = 21.1 V/m ; Power Drift = -0.016 dB

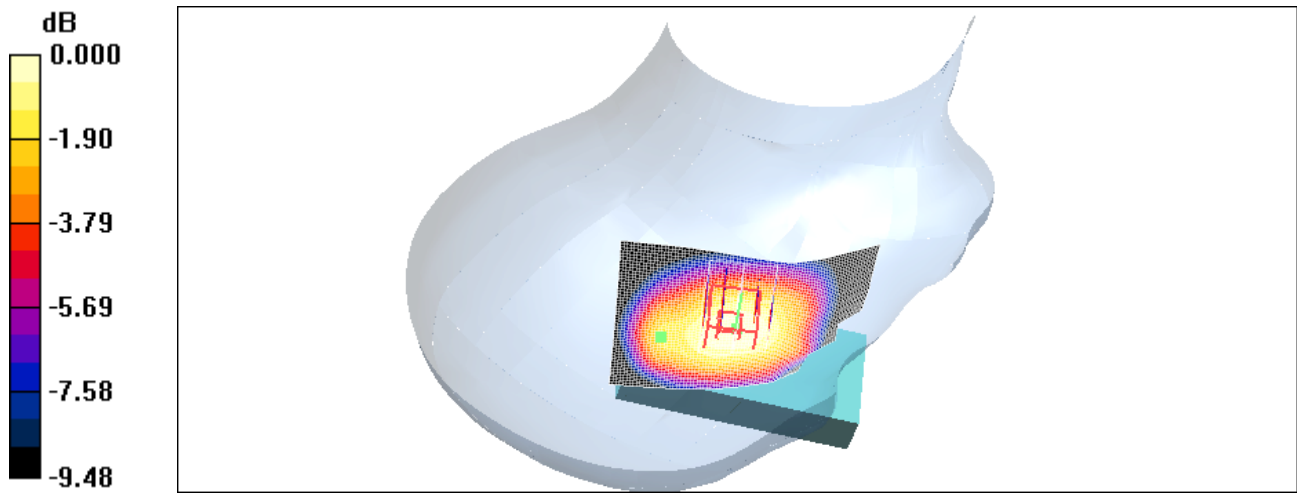
Peak SAR (extrapolated) = 0.917 W/kg

SAR(1 g) = 0.728 mW/g ; SAR(10 g) = 0.530 mW/g


[Info: Interpolated medium parameters used for SAR evaluation.](#)

Maximum value of SAR (measured) = 0.765 mW/g

	Document Appendix B for the BlackBerry® Smartphone Model RCX71UW SAR Report		Page 27(66)
Author Data Andrew Becker	Dates of Test February 02 – March 03, 2010	Test Report No RTS-2474-1002-41	FCC ID: L6ARCX70UW



0 dB = 0.765mW/g

	Document Appendix B for the BlackBerry® Smartphone Model RCX71UW SAR Report		Page 28(66)
Author Data Andrew Becker	Dates of Test February 02 – March 03, 2010	Test Report No RTS-2474-1002-41	FCC ID: L6ARCX70UW

Date/Time: 10/02/2010 4:34:47 PM

Test Laboratory: RIM TESTING SERVICES

File Name:

[LeftHandSide_UMTS_band_IV_mid_chan_Amb_Tem_23.3_Liq_Tem_21.6_C.da4](#)

DUT: BlackBerry Smartphone; Type: Sample ; Serial: 21D06A83
Program Name: Compliance Testing: P1528 Protocol (Left-Hand Side)

Communication System: WCDMA FDD IV; Frequency: 1732.6 MHz; Duty Cycle: 1:1
Medium parameters used (interpolated): $f = 1732.6 \text{ MHz}$; $\sigma = 1.29 \text{ mho/m}$; $\epsilon_r = 38.9$; $\rho = 1000 \text{ kg/m}^3$

Phantom section: Left Section

DASY4 Configuration:

- Probe: ET3DV6 - SN1644; ConvF(5.17, 5.17, 5.17); Calibrated: 11/11/2009
- Sensor-Surface: 4mm (Mechanical Surface Detection)
- Electronics: DAE3 Sn472; Calibrated: 03/03/2009
- Phantom: SAM 1; Type: SAM 4.0; Serial: 1076
- Measurement SW: DASY4, V4.7 Build 80; Postprocessing SW: SEMCAD, V1.8 Build 186

Touch position -/Area Scan (51x81x1): Measurement grid: $dx=15\text{mm}$, $dy=15\text{mm}$

[Info: Interpolated medium parameters used for SAR evaluation.](#)

Maximum value of SAR (interpolated) = 0.587 mW/g

Touch position -/Zoom Scan (5x5x7) (5x5x7)/Cube 0: Measurement grid:

$dx=7.5\text{mm}$, $dy=7.5\text{mm}$, $dz=5\text{mm}$


Reference Value = 5.50 V/m; Power Drift = -0.170 dB

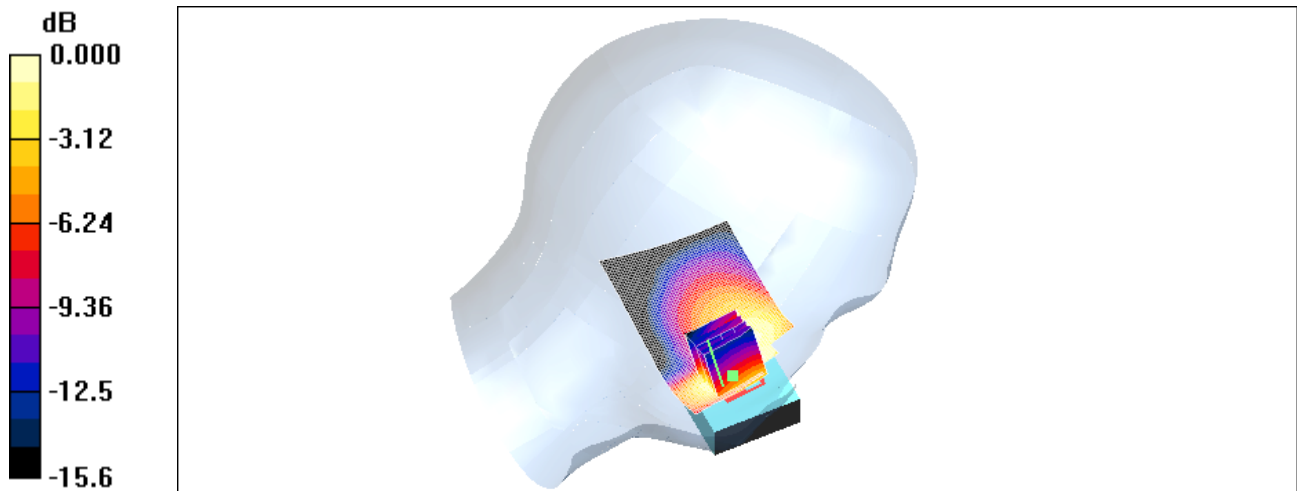
Peak SAR (extrapolated) = 0.779 W/kg

SAR(1 g) = 0.492 mW/g; SAR(10 g) = 0.299 mW/g


[Info: Interpolated medium parameters used for SAR evaluation.](#)

Maximum value of SAR (measured) = 0.543 mW/g

	Document Appendix B for the BlackBerry® Smartphone Model RCX71UW SAR Report		Page 29(66)
Author Data Andrew Becker	Dates of Test February 02 – March 03, 2010	Test Report No RTS-2474-1002-41	FCC ID: L6ARCX70UW



0 dB = 0.543mW/g

	Document Appendix B for the BlackBerry® Smartphone Model RCX71UW SAR Report		Page 30(66)
Author Data Andrew Becker	Dates of Test February 02 – March 03, 2010	Test Report No RTS-2474-1002-41	FCC ID: L6ARCX70UW

Date/Time: 10/02/2010 4:55:57 PM

Test Laboratory: RIM TESTING SERVICES

File Name:

[LeftHandSide_Tilt_UMTS_band_IV_mid_chan_Amb_Tem_23.3_Liq_Tem_21.6_C.da4](#)

DUT: BlackBerry Smartphone; Type: Sample ; Serial: 21D06A83
Program Name: Compliance Testing: P1528 Protocol (Left-Hand Side)

Communication System: WCDMA FDD IV; Frequency: 1732.6 MHz; Duty Cycle: 1:1
Medium parameters used (interpolated): $f = 1732.6 \text{ MHz}$; $\sigma = 1.29 \text{ mho/m}$; $\epsilon_r = 38.9$; $\rho = 1000 \text{ kg/m}^3$

Phantom section: Left Section

DASY4 Configuration:

- Probe: ET3DV6 - SN1644; ConvF(5.17, 5.17, 5.17); Calibrated: 11/11/2009
- Sensor-Surface: 4mm (Mechanical Surface Detection)
- Electronics: DAE3 Sn472; Calibrated: 03/03/2009
- Phantom: SAM 1; Type: SAM 4.0; Serial: 1076
- Measurement SW: DASY4, V4.7 Build 80; Postprocessing SW: SEMCAD, V1.8 Build 186

Touch position -/Area Scan (51x81x1): Measurement grid: $dx=15\text{mm}$, $dy=15\text{mm}$

[Info: Interpolated medium parameters used for SAR evaluation.](#)

Maximum value of SAR (interpolated) = 0.270 mW/g

Touch position -/Zoom Scan (5x5x7) (5x5x7)/Cube 0: Measurement grid:

$dx=7.5\text{mm}$, $dy=7.5\text{mm}$, $dz=5\text{mm}$


Reference Value = 10.8 V/m; Power Drift = 0.286 dB


Peak SAR (extrapolated) = 0.349 W/kg

SAR(1 g) = 0.249 mW/g; SAR(10 g) = 0.163 mW/g


[Info: Interpolated medium parameters used for SAR evaluation.](#)

Maximum value of SAR (measured) = 0.266 mW/g

	Document Appendix B for the BlackBerry® Smartphone Model RCX71UW SAR Report		Page 31(66)
Author Data Andrew Becker	Dates of Test February 02 – March 03, 2010	Test Report No RTS-2474-1002-41	FCC ID: L6ARCX70UW



0 dB = 0.266mW/g

	Document Appendix B for the BlackBerry® Smartphone Model RCX71UW SAR Report		Page 32(66)
Author Data Andrew Becker	Dates of Test February 02 – March 03, 2010	Test Report No RTS-2474-1002-41	FCC ID: L6ARCX70UW

Date/Time: 10/02/2010 3:12:52 PM

Test Laboratory: RIM TESTING SERVICES

RightHandSide_UMTS_Band_IV_low_chan_Amb_Tem_23.2_Liq_Tem_2 1.8C

DUT: BlackBerry Smartphone; Type: Sample ; Serial: 21D06A83

Communication System: WCDMA FDD IV; Frequency: 1712.4 MHz; Duty Cycle: 1:1
Medium parameters used (interpolated): $f = 1712.4 \text{ MHz}$; $\sigma = 1.27 \text{ mho/m}$; $\epsilon_r = 39$; $\rho = 1000 \text{ kg/m}^3$

Phantom section: Right Section

Measurement Standard: DAS4 (High Precision Assessment)

DASY4 Configuration:

- Probe: ET3DV6 - SN1644; ConvF(5.17, 5.17, 5.17); Calibrated: 11/11/2009
- Sensor-Surface: 4mm (Mechanical Surface Detection)
- Electronics: DAE3 Sn472; Calibrated: 03/03/2009
- Phantom: SAM 1; Type: SAM 4.0; Serial: 1076
- Measurement SW: DAS4, V4.7 Build 80; Postprocessing SW: SEMCAD, V1.8 Build 186

Touch position -/Area Scan (51x81x1): Measurement grid: $dx=15\text{mm}$, $dy=15\text{mm}$

[Info: Interpolated medium parameters used for SAR evaluation.](#)

Maximum value of SAR (interpolated) = 0.797 mW/g

Touch position -/Zoom Scan (5x5x7) (5x5x7)/Cube 0: Measurement grid:

$dx=7.5\text{mm}$, $dy=7.5\text{mm}$, $dz=5\text{mm}$


Reference Value = 6.48 V/m ; Power Drift = -0.116 dB

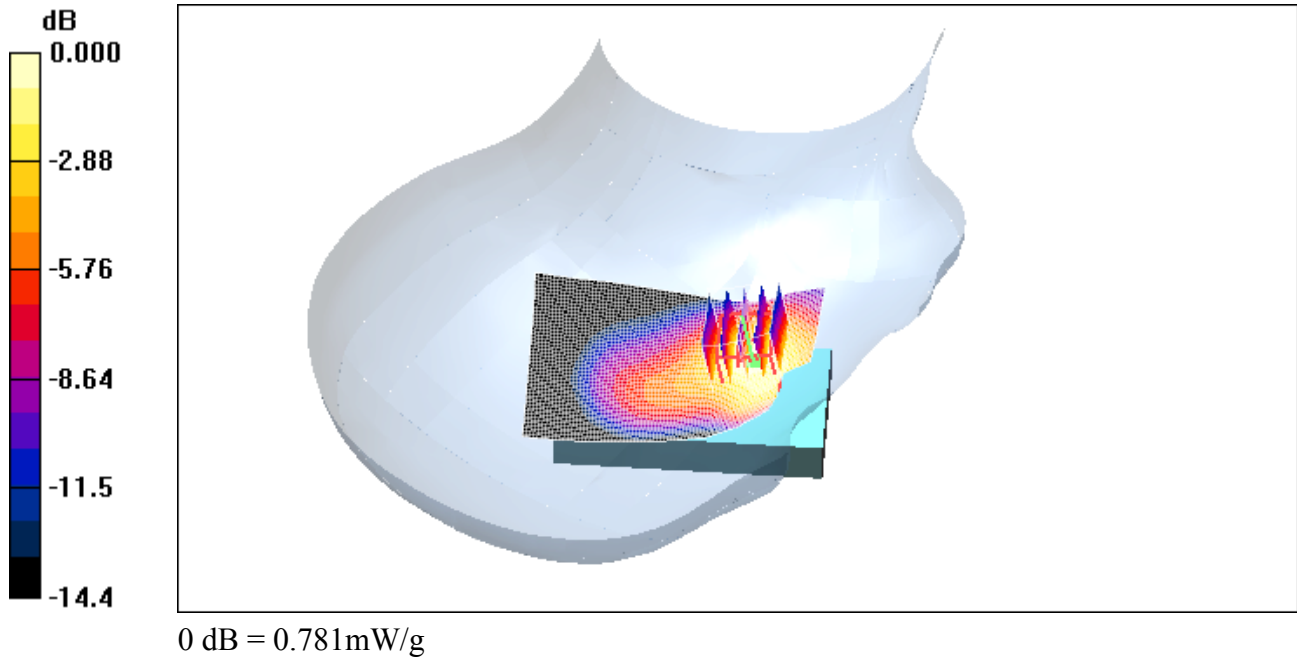
Peak SAR (extrapolated) = 1.03 W/kg


SAR(1 g) = 0.714 mW/g ; SAR(10 g) = 0.433 mW/g

[Info: Interpolated medium parameters used for SAR evaluation.](#)

Maximum value of SAR (measured) = 0.781 mW/g

	Document Appendix B for the BlackBerry® Smartphone Model RCX71UW SAR Report			Page 33(66)
Author Data Andrew Becker	Dates of Test February 02 – March 03, 2010	Test Report No RTS-2474-1002-41	FCC ID: L6ARCX70UW	



	Document Appendix B for the BlackBerry® Smartphone Model RCX71UW SAR Report		Page 34(66)
Author Data Andrew Becker	Dates of Test February 02 – March 03, 2010	Test Report No RTS-2474-1002-41	FCC ID: L6ARCX70UW

Date/Time: 10/02/2010 3:26:58 PM

Test Laboratory: RIM TESTING SERVICES

RightHandSide_UMTS_Band_IV_mid_chan_Amb_Tem_23.2_Liq_Tem_21.7C

DUT: BlackBerry Smartphone; Type: Sample ; Serial: 21D06A83

Communication System: WCDMA FDD IV; Frequency: 1732.6 MHz; Duty Cycle: 1:1
Medium parameters used (interpolated): $f = 1732.6 \text{ MHz}$; $\sigma = 1.29 \text{ mho/m}$; $\epsilon_r = 38.9$; $\rho = 1000 \text{ kg/m}^3$

Phantom section: Right Section

Measurement Standard: DASY4 (High Precision Assessment)

DASY4 Configuration:

- Probe: ET3DV6 - SN1644; ConvF(5.17, 5.17, 5.17); Calibrated: 11/11/2009
- Sensor-Surface: 4mm (Mechanical Surface Detection)
- Electronics: DAE3 Sn472; Calibrated: 03/03/2009
- Phantom: SAM 1; Type: SAM 4.0; Serial: 1076
- Measurement SW: DASY4, V4.7 Build 80; Postprocessing SW: SEMCAD, V1.8 Build 186

Touch position -/Area Scan (51x81x1): Measurement grid: $dx=15\text{mm}$, $dy=15\text{mm}$

[Info: Interpolated medium parameters used for SAR evaluation.](#)

Maximum value of SAR (interpolated) = 0.861 mW/g

Touch position -/Zoom Scan (5x5x7) (5x5x7)/Cube 0: Measurement grid:

$dx=7.5\text{mm}$, $dy=7.5\text{mm}$, $dz=5\text{mm}$


Reference Value = 6.97 V/m; Power Drift = -0.010 dB

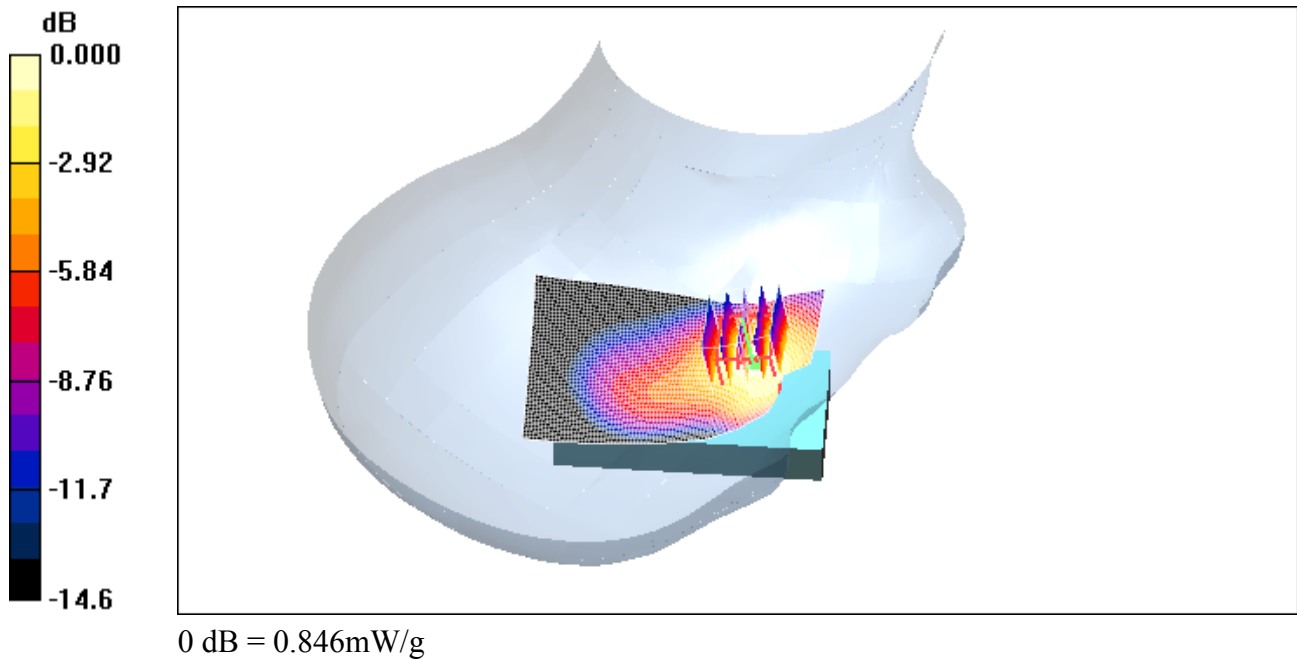
Peak SAR (extrapolated) = 1.11 W/kg


SAR(1 g) = 0.767 mW/g; SAR(10 g) = 0.465 mW/g

[Info: Interpolated medium parameters used for SAR evaluation.](#)

Maximum value of SAR (measured) = 0.846 mW/g

	Document Appendix B for the BlackBerry® Smartphone Model RCX71UW SAR Report		Page 35(66)
Author Data Andrew Becker	Dates of Test February 02 – March 03, 2010	Test Report No RTS-2474-1002-41	FCC ID: L6ARCX70UW



	Document Appendix B for the BlackBerry® Smartphone Model RCX71UW SAR Report		Page 36(66)
Author Data Andrew Becker	Dates of Test February 02 – March 03, 2010	Test Report No RTS-2474-1002-41	FCC ID: L6ARCX70UW

Date/Time: 10/02/2010 3:41:16 PM

Test Laboratory: RIM TESTING SERVICES

RightHandSide_Tilt_UMTS_Band_IV_mid_chan_Amb_Tem_23.1_Liq_Tem_21.9C

DUT: BlackBerry Smartphone; Type: Sample ; Serial: 21D06A83

Communication System: WCDMA FDD IV; Frequency: 1732.6 MHz; Duty Cycle: 1:1
Medium parameters used (interpolated): $f = 1732.6 \text{ MHz}$; $\sigma = 1.29 \text{ mho/m}$; $\epsilon_r = 38.9$; $\rho = 1000 \text{ kg/m}^3$

Phantom section: Right Section

Measurement Standard: DASY4 (High Precision Assessment)

DASY4 Configuration:

- Probe: ET3DV6 - SN1644; ConvF(5.17, 5.17, 5.17); Calibrated: 11/11/2009
- Sensor-Surface: 4mm (Mechanical Surface Detection)
- Electronics: DAE3 Sn472; Calibrated: 03/03/2009
- Phantom: SAM 1; Type: SAM 4.0; Serial: 1076
- Measurement SW: DASY4, V4.7 Build 80; Postprocessing SW: SEMCAD, V1.8 Build 186

Touch position -/Area Scan (51x81x1): Measurement grid: $dx=15\text{mm}$, $dy=15\text{mm}$

[Info: Interpolated medium parameters used for SAR evaluation.](#)

Maximum value of SAR (interpolated) = 0.301 mW/g

Touch position -/Zoom Scan (5x5x7) (5x5x7)/Cube 0: Measurement grid:

$dx=7.5\text{mm}$, $dy=7.5\text{mm}$, $dz=5\text{mm}$


Reference Value = 12.4 V/m; Power Drift = 0.140 dB

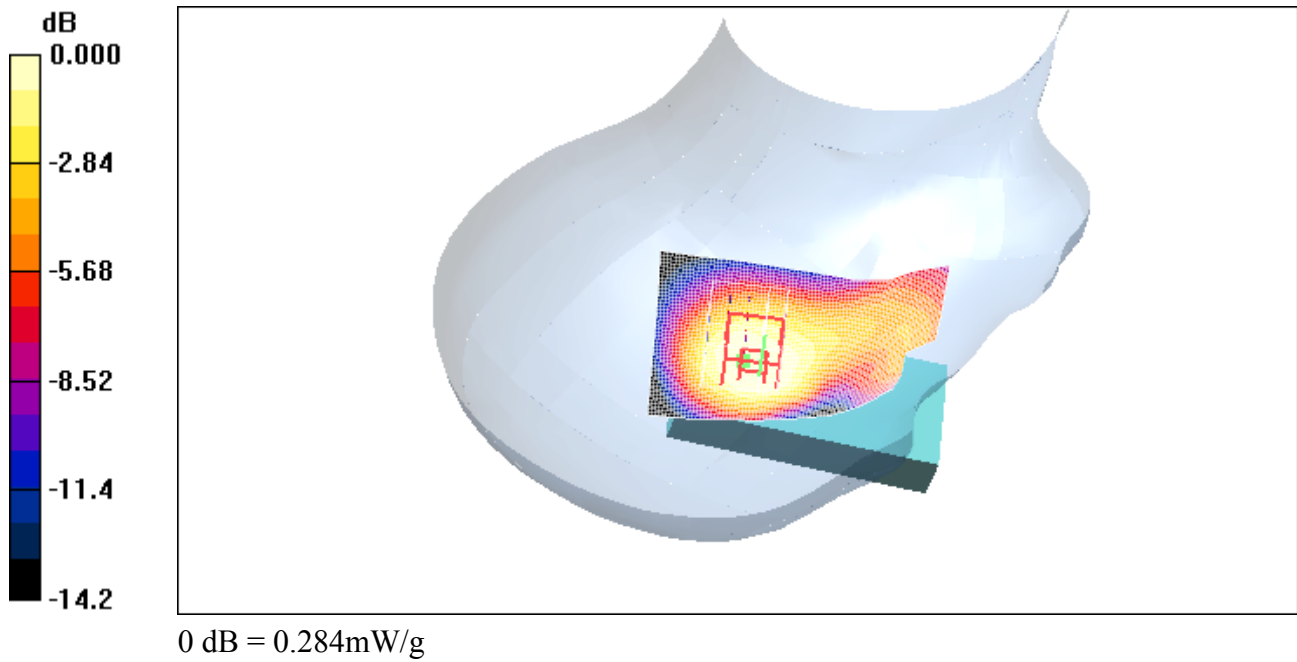
Peak SAR (extrapolated) = 0.363 W/kg


SAR(1 g) = 0.267 mW/g; SAR(10 g) = 0.179 mW/g

[Info: Interpolated medium parameters used for SAR evaluation.](#)

Maximum value of SAR (measured) = 0.284 mW/g

	Document Appendix B for the BlackBerry® Smartphone Model RCX71UW SAR Report		Page 37(66)
Author Data Andrew Becker	Dates of Test February 02 – March 03, 2010	Test Report No RTS-2474-1002-41	FCC ID: L6ARCX70UW



	Document Appendix B for the BlackBerry® Smartphone Model RCX71UW SAR Report		Page 38(66)
Author Data Andrew Becker	Dates of Test February 02 – March 03, 2010	Test Report No RTS-2474-1002-41	FCC ID: L6ARCX70UW

Date/Time: 11/02/2010 7:28:04 PM

Test Laboratory: RIM TESTING SERVICES

File Name:

[LeftHandSide_EDGE1900_mid_chan_Amb_Tem_23.0_Liq_Tem_21.6_C.da4](#)

DUT: BlackBerry Smartphone; Type: Sample ; Serial: 21D06A83
Program Name: Compliance Testing: P1528 Protocol (Left-Hand Side)

Communication System: EDGE 1900; Frequency: 1880 MHz; Duty Cycle: 1:4.2
Medium parameters used: $f = 1880 \text{ MHz}$; $\sigma = 1.41 \text{ mho/m}$; $\epsilon_r = 40.9$; $\rho = 1000 \text{ kg/m}^3$
Phantom section: Left Section


DASY4 Configuration:

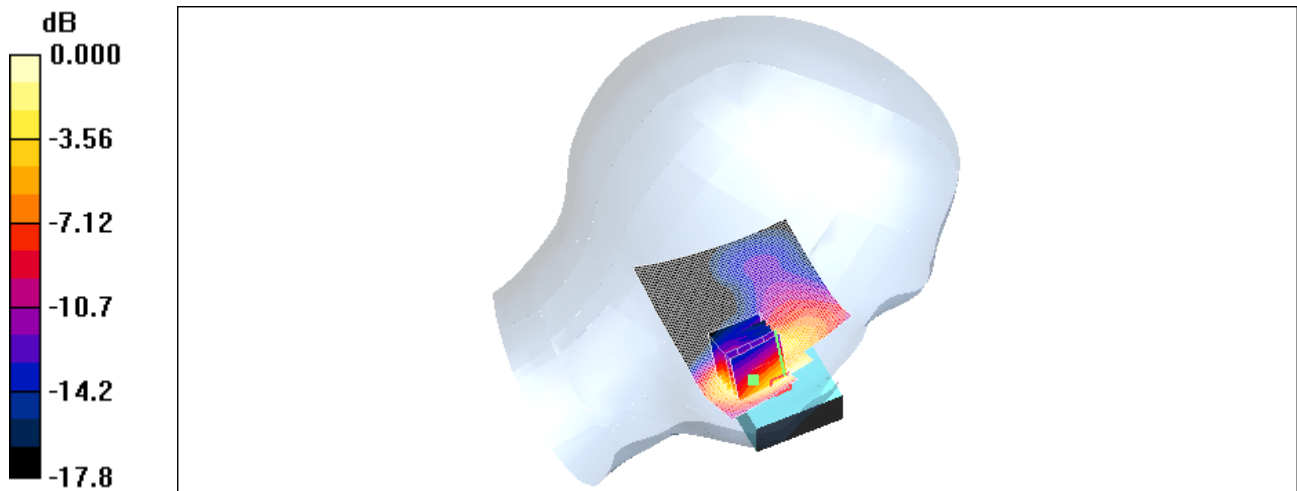
- Probe: ET3DV6 - SN1644; ConvF(5.17, 5.17, 5.17); Calibrated: 11/11/2009
- Sensor-Surface: 4mm (Mechanical Surface Detection)
- Electronics: DAE3 Sn472; Calibrated: 03/03/2009
- Phantom: SAM 1; Type: SAM 4.0; Serial: 1076
- Measurement SW: DASY4, V4.7 Build 80; Postprocessing SW: SEMCAD, V1.8 Build 186

Touch position -/Area Scan (61x81x1): Measurement grid: $dx=15\text{mm}$, $dy=15\text{mm}$
Maximum value of SAR (interpolated) = 0.471 mW/g


Touch position -/Zoom Scan (5x5x7) (5x5x7)/Cube 0: Measurement grid:
 $dx=7.5\text{mm}$, $dy=7.5\text{mm}$, $dz=5\text{mm}$
Reference Value = 3.77 V/m; Power Drift = 0.285 dB
Peak SAR (extrapolated) = 0.902 W/kg
SAR(1 g) = 0.462 mW/g; SAR(10 g) = 0.249 mW/g

Maximum value of SAR (measured) = 0.546 mW/g

	Document			Page
	Appendix B for the BlackBerry® Smartphone Model RCX71UW SAR Report			39(66)
Author Data Andrew Becker	Dates of Test February 02 – March 03, 2010	Test Report No RTS-2474-1002-41	FCC ID: L6ARCX70UW	



0 dB = 0.546mW/g

	Document Appendix B for the BlackBerry® Smartphone Model RCX71UW SAR Report		Page 40(66)
Author Data Andrew Becker	Dates of Test February 02 – March 03, 2010	Test Report No RTS-2474-1002-41	FCC ID: L6ARCX70UW

Date/Time: 11/02/2010 7:46:02 PM

Test Laboratory: RIM TESTING SERVICES

File Name:

[LeftHandSide_Tilt_EDGE1900_mid_chan_Amb_Tem_23.3_Liq_Tem_21.9_C.da4](#)

DUT: BlackBerry Smartphone; Type: Sample ; Serial: 21D06A83
Program Name: Compliance Testing: P1528 Protocol (Left-Hand Side)

Communication System: EDGE 1900; Frequency: 1880 MHz; Duty Cycle: 1:4.2
Medium parameters used: $f = 1880 \text{ MHz}$; $\sigma = 1.41 \text{ mho/m}$; $\epsilon_r = 40.9$; $\rho = 1000 \text{ kg/m}^3$
Phantom section: Left Section


DASY4 Configuration:

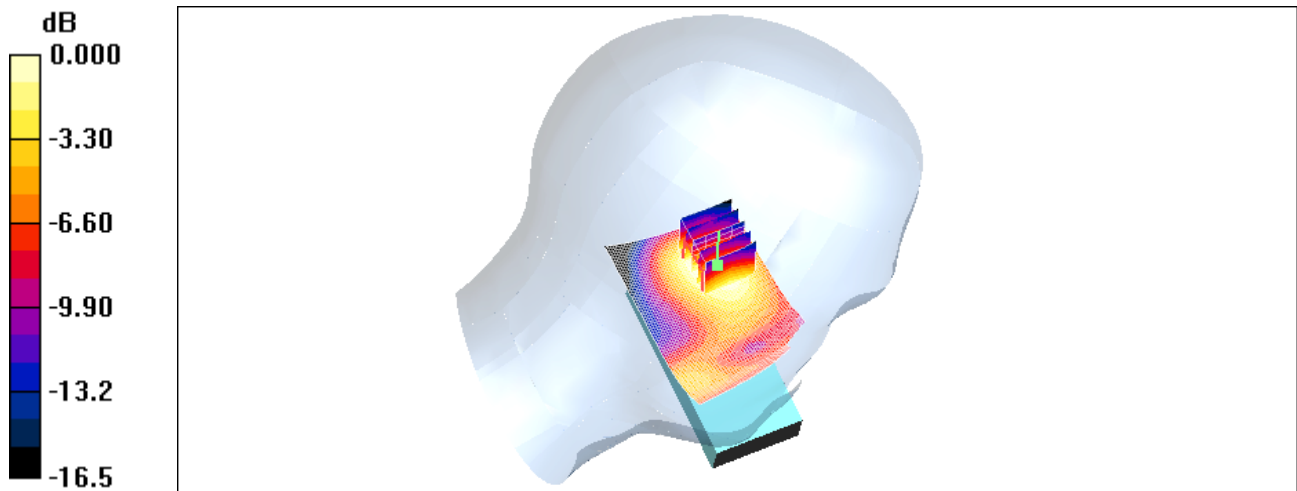
- Probe: ET3DV6 - SN1644; ConvF(5.17, 5.17, 5.17); Calibrated: 11/11/2009
- Sensor-Surface: 4mm (Mechanical Surface Detection)
- Electronics: DAE3 Sn472; Calibrated: 03/03/2009
- Phantom: SAM 1; Type: SAM 4.0; Serial: 1076
- Measurement SW: DASY4, V4.7 Build 80; Postprocessing SW: SEMCAD, V1.8 Build 186

Touch position -/Area Scan (51x81x1): Measurement grid: $dx=15\text{mm}$, $dy=15\text{mm}$
Maximum value of SAR (interpolated) = 0.184 mW/g


Touch position -/Zoom Scan (5x5x7) (5x5x7)/Cube 0: Measurement grid:
 $dx=7.5\text{mm}$, $dy=7.5\text{mm}$, $dz=5\text{mm}$
Reference Value = 9.95 V/m; Power Drift = 0.019 dB
Peak SAR (extrapolated) = 0.247 W/kg
SAR(1 g) = 0.163 mW/g; SAR(10 g) = 0.099 mW/g

Maximum value of SAR (measured) = 0.171 mW/g

	Document Appendix B for the BlackBerry® Smartphone Model RCX71UW SAR Report		Page 41(66)
Author Data Andrew Becker	Dates of Test February 02 – March 03, 2010	Test Report No RTS-2474-1002-41	FCC ID: L6ARCX70UW



0 dB = 0.171mW/g

	Document Appendix B for the BlackBerry® Smartphone Model RCX71UW SAR Report		Page 42(66)
Author Data Andrew Becker	Dates of Test February 02 – March 03, 2010	Test Report No RTS-2474-1002-41	FCC ID: L6ARCX70UW

Date/Time: 11/02/2010 8:27:58 PM

Test Laboratory: RIM TESTING SERVICES

File Name: [LeftHandSide_GSM1900_mid_chan_Amb_Tem_23.0_Liq_Tem_21.6_C.da4](#)

DUT: BlackBerry Smartphone; Type: Sample ; Serial: 21D06A83
Program Name: Compliance Testing: P1528 Protocol (Left-Hand Side)

Communication System: GSM 1900; Frequency: 1880 MHz; Duty Cycle: 1:8.3
Medium parameters used: $f = 1880 \text{ MHz}$; $\sigma = 1.41 \text{ mho/m}$; $\epsilon_r = 40.9$; $\rho = 1000 \text{ kg/m}^3$
Phantom section: Left Section


DASY4 Configuration:

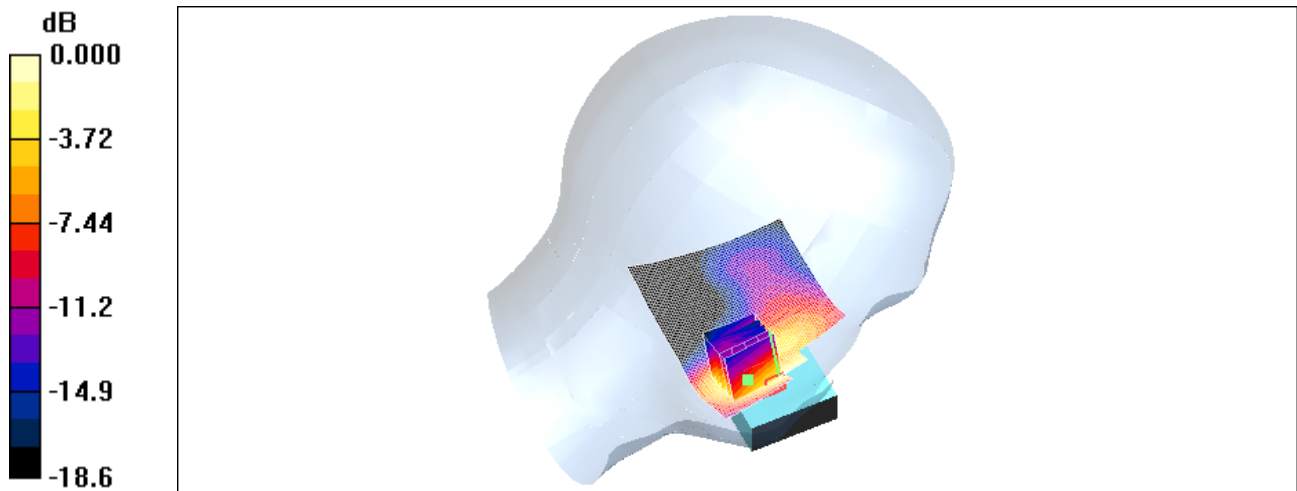
- Probe: ET3DV6 - SN1644; ConvF(5.17, 5.17, 5.17); Calibrated: 11/11/2009
- Sensor-Surface: 4mm (Mechanical Surface Detection)
- Electronics: DAE3 Sn472; Calibrated: 03/03/2009
- Phantom: SAM 1; Type: SAM 4.0; Serial: 1076
- Measurement SW: DASY4, V4.7 Build 80; Postprocessing SW: SEMCAD, V1.8 Build 186

Touch position -/Area Scan (61x81x1): Measurement grid: $dx=15\text{mm}$, $dy=15\text{mm}$
Maximum value of SAR (interpolated) = 0.446 mW/g


Touch position -/Zoom Scan (5x5x7) (5x5x7)/Cube 0: Measurement grid:
 $dx=7.5\text{mm}$, $dy=7.5\text{mm}$, $dz=5\text{mm}$
Reference Value = 3.55 V/m; Power Drift = 0.655 dB
Peak SAR (extrapolated) = 0.852 W/kg
SAR(1 g) = 0.431 mW/g; SAR(10 g) = 0.236 mW/g

Maximum value of SAR (measured) = 0.511 mW/g

	Document Appendix B for the BlackBerry® Smartphone Model RCX71UW SAR Report		Page 43(66)
Author Data Andrew Becker	Dates of Test February 02 – March 03, 2010	Test Report No RTS-2474-1002-41	FCC ID: L6ARCX70UW



0 dB = 0.511mW/g

	Document Appendix B for the BlackBerry® Smartphone Model RCX71UW SAR Report		Page 44(66)
Author Data Andrew Becker	Dates of Test February 02 – March 03, 2010	Test Report No RTS-2474-1002-41	FCC ID: L6ARCX70UW

Date/Time: 11/02/2010 9:09:42 PM

Test Laboratory: RIM TESTING SERVICES

File Name:

[RightHandSide_EDGE1900_mid_chan_Amb_Tem_23.1_Liq_Tem_21.7C.da4](#)

DUT: BlackBerry Smartphone; Type: Sample ; Serial: 21D06A83
Program Name: Compliance Testing: P1528 Protocol (Right-Hand Side)

Communication System: EDGE 1900; Frequency: 1880 MHz; Duty Cycle: 1:4.2
Medium parameters used: $f = 1880$ MHz; $\sigma = 1.41$ mho/m; $\epsilon_r = 40.9$; $\rho = 1000$ kg/m³
Phantom section: Right Section


DASY4 Configuration:

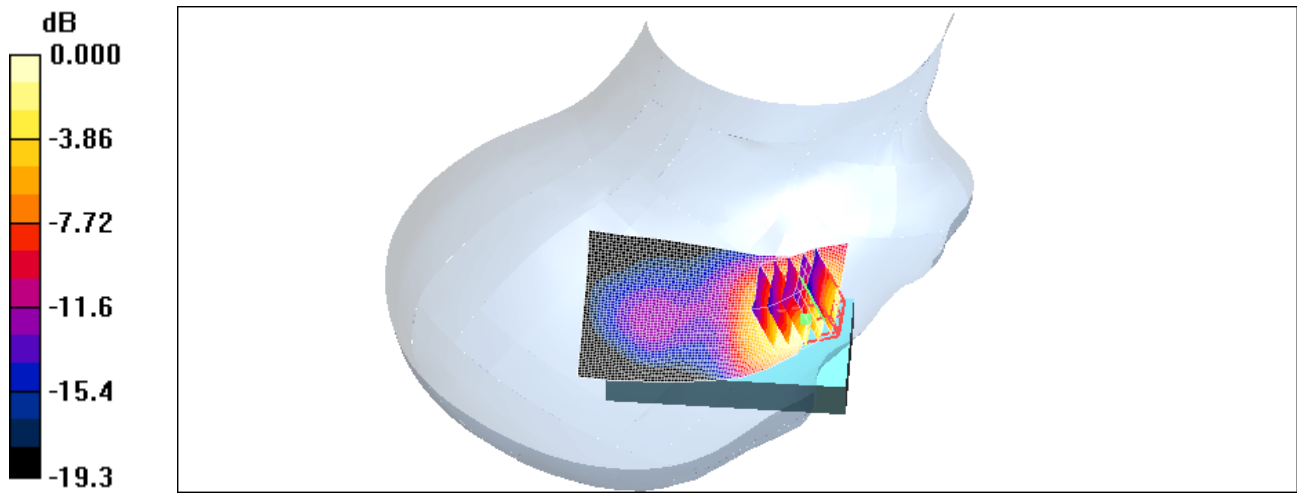
- Probe: ET3DV6 - SN1644; ConvF(5.17, 5.17, 5.17); Calibrated: 11/11/2009
- Sensor-Surface: 4mm (Mechanical Surface Detection)
- Electronics: DAE3 Sn472; Calibrated: 03/03/2009
- Phantom: SAM 1; Type: SAM 4.0; Serial: 1076
- Measurement SW: DASY4, V4.7 Build 80; Postprocessing SW: SEMCAD, V1.8 Build 186

Touch position -/Area Scan (51x81x1): Measurement grid: dx=15mm, dy=15mm
Maximum value of SAR (interpolated) = 0.441 mW/g


Touch position -/Zoom Scan (5x5x7) (5x5x7)/Cube 0: Measurement grid:
dx=7.5mm, dy=7.5mm, dz=5mm
Reference Value = 5.15 V/m; Power Drift = -0.221 dB
Peak SAR (extrapolated) = 0.816 W/kg
SAR(1 g) = 0.459 mW/g; SAR(10 g) = 0.238 mW/g

Maximum value of SAR (measured) = 0.558 mW/g

	Document Appendix B for the BlackBerry® Smartphone Model RCX71UW SAR Report		Page 45(66)
Author Data Andrew Becker	Dates of Test February 02 – March 03, 2010	Test Report No RTS-2474-1002-41	FCC ID: L6ARCX70UW



0 dB = 0.558mW/g

	Document Appendix B for the BlackBerry® Smartphone Model RCX71UW SAR Report		Page 46(66)
Author Data Andrew Becker	Dates of Test February 02 – March 03, 2010	Test Report No RTS-2474-1002-41	FCC ID: L6ARCX70UW

Date/Time: 11/02/2010 10:27:29 PM

Test Laboratory: RIM TESTING SERVICES

File Name: [RightHandSide_GSM1900_mid_chan_Amb_Tem_23.1_Liq_Tem_21.7C.da4](#)

DUT: BlackBerry Smartphone; Type: Sample ; Serial: 21D06A83
Program Name: Compliance Testing: P1528 Protocol (Right-Hand Side)

Communication System: GSM 1900; Frequency: 1880 MHz; Duty Cycle: 1:8.3
Medium parameters used: $f = 1880 \text{ MHz}$; $\sigma = 1.41 \text{ mho/m}$; $\epsilon_r = 40.9$; $\rho = 1000 \text{ kg/m}^3$
Phantom section: Right Section


DASY4 Configuration:

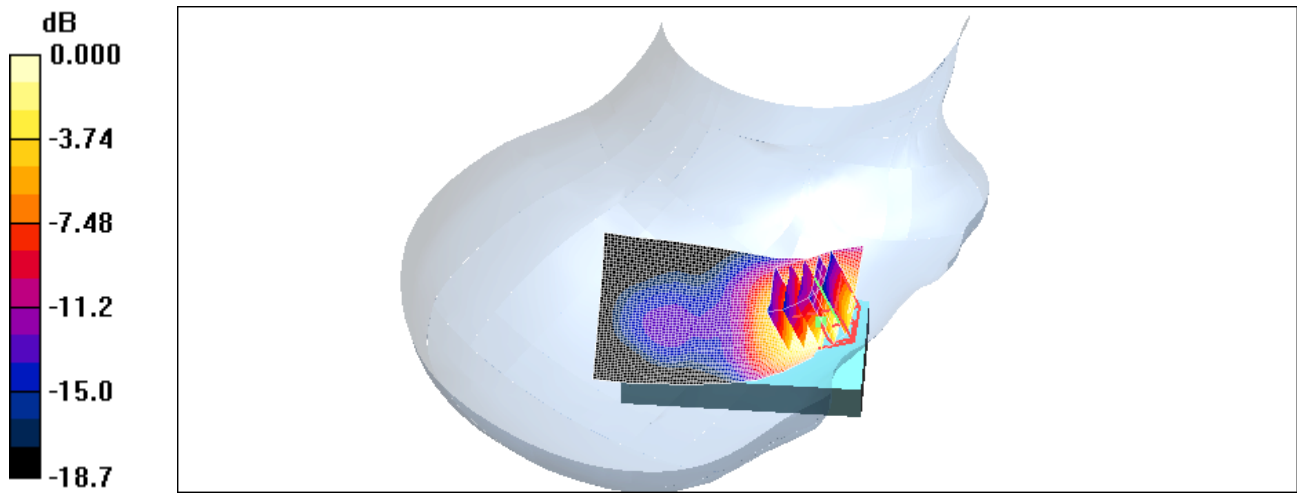
- Probe: ET3DV6 - SN1644; ConvF(5.17, 5.17, 5.17); Calibrated: 11/11/2009
- Sensor-Surface: 4mm (Mechanical Surface Detection)
- Electronics: DAE3 Sn472; Calibrated: 03/03/2009
- Phantom: SAM 1; Type: SAM 4.0; Serial: 1076
- Measurement SW: DASY4, V4.7 Build 80; Postprocessing SW: SEMCAD, V1.8 Build 186

Touch position -/Area Scan (51x81x1): Measurement grid: $dx=15\text{mm}$, $dy=15\text{mm}$
Maximum value of SAR (interpolated) = 0.489 mW/g


Touch position -/Zoom Scan (5x5x7) (5x5x7)/Cube 0: Measurement grid:
 $dx=7.5\text{mm}$, $dy=7.5\text{mm}$, $dz=5\text{mm}$
Reference Value = 4.69 V/m; Power Drift = 0.065 dB
Peak SAR (extrapolated) = 0.874 W/kg
SAR(1 g) = 0.487 mW/g; SAR(10 g) = 0.251 mW/g

Maximum value of SAR (measured) = 0.587 mW/g

	Document Appendix B for the BlackBerry® Smartphone Model RCX71UW SAR Report		Page 47(66)
Author Data Andrew Becker	Dates of Test February 02 – March 03, 2010	Test Report No RTS-2474-1002-41	FCC ID: L6ARCX70UW



0 dB = 0.587mW/g

	Document Appendix B for the BlackBerry® Smartphone Model RCX71UW SAR Report		Page 48(66)
Author Data Andrew Becker	Dates of Test February 02 – March 03, 2010	Test Report No RTS-2474-1002-41	FCC ID: L6ARCX70UW

Date/Time: 11/02/2010 9:31:12 PM

Test Laboratory: RIM TESTING SERVICES

File Name:

[RightHandSide_Tilt_EDGE1900_mid_chan_Amb_Tem_23.1_Liq_Tem_21.7C.da4](#)

DUT: BlackBerry Smartphone; Type: Sample ; Serial: 21D06A83
Program Name: Compliance Testing: P1528 Protocol (Right-Hand Side)


Communication System: EDGE 1900; Frequency: 1880 MHz; Duty Cycle: 1:4.2
Medium parameters used: $f = 1880 \text{ MHz}$; $\sigma = 1.41 \text{ mho/m}$; $\epsilon_r = 40.9$; $\rho = 1000 \text{ kg/m}^3$
Phantom section: Right Section


DASY4 Configuration:

- Probe: ET3DV6 - SN1644; ConvF(5.17, 5.17, 5.17); Calibrated: 11/11/2009
- Sensor-Surface: 4mm (Mechanical Surface Detection)
- Electronics: DAE3 Sn472; Calibrated: 03/03/2009
- Phantom: SAM 1; Type: SAM 4.0; Serial: 1076
- Measurement SW: DASY4, V4.7 Build 80; Postprocessing SW: SEMCAD, V1.8 Build 186


Touch position -/Area Scan (51x81x1): Measurement grid: $dx=15\text{mm}$, $dy=15\text{mm}$
Maximum value of SAR (interpolated) = 0.148 mW/g

Touch position -/Zoom Scan (5x5x7) (5x5x7)/Cube 0: Measurement grid:
 $dx=7.5\text{mm}$, $dy=7.5\text{mm}$, $dz=5\text{mm}$
Reference Value = 10.5 V/m; Power Drift = 0.040 dB
Peak SAR (extrapolated) = 0.200 W/kg
SAR(1 g) = 0.130 mW/g; SAR(10 g) = 0.075 mW/g
Maximum value of SAR (measured) = 0.144 mW/g

	Document Appendix B for the BlackBerry® Smartphone Model RCX71UW SAR Report		Page 49(66)
Author Data Andrew Becker	Dates of Test February 02 – March 03, 2010	Test Report No RTS-2474-1002-41	FCC ID: L6ARCX70UW



0 dB = 0.144mW/g

	Document Appendix B for the BlackBerry® Smartphone Model RCX71UW SAR Report		Page 50(66)
Author Data Andrew Becker	Dates of Test February 02 – March 03, 2010	Test Report No RTS-2474-1002-41	FCC ID: L6ARCX70UW

Date/Time: 02/02/2010 10:14:35 PM

Test Laboratory: RIM TESTING SERVICES

File Name: [LeftHandSide_bluetooth_low_chan_Amb_Tem_23.1_Liq_Tem_21.4_C.da4](#)

DUT: BlackBerry Smartphone; Type: Sample ; Serial: 21BE0648
Program Name: Compliance Testing: P1528 Protocol (Left-Hand Side)

Communication System: Bluetooth; Frequency: 2402 MHz; Duty Cycle: 1:1
Medium parameters used (interpolated): $f = 2402 \text{ MHz}$; $\sigma = 1.83 \text{ mho/m}$; $\epsilon_r = 39.2$; $\rho = 1000 \text{ kg/m}^3$
Phantom section: Left Section

DASY4 Configuration:

- Probe: ET3DV6 - SN1644; ConvF(4.5, 4.5, 4.5); Calibrated: 11/11/2009
- Sensor-Surface: 4mm (Mechanical Surface Detection)
- Electronics: DAE3 Sn472; Calibrated: 03/03/2009
- Phantom: SAM 1; Type: SAM 4.0; Serial: 1076
- Measurement SW: DASY4, V4.7 Build 80; Postprocessing SW: SEMCAD, V1.8 Build 186

Touch position -/Area Scan (51x81x1): Measurement grid: $dx=15\text{mm}$, $dy=15\text{mm}$

[Info: Interpolated medium parameters used for SAR evaluation.](#)

Maximum value of SAR (interpolated) = 0.020 mW/g

Touch position -/Zoom Scan (5x5x7) (5x5x7)/Cube 0: Measurement grid:

$dx=7.5\text{mm}$, $dy=7.5\text{mm}$, $dz=5\text{mm}$


Reference Value = 0.875 V/m ; Power Drift = 2.43 dB


Peak SAR (extrapolated) = 0.035 W/kg

SAR(1 g) = 0.015 mW/g ; SAR(10 g) = 0.00637 mW/g


[Info: Interpolated medium parameters used for SAR evaluation.](#)

Maximum value of SAR (measured) = 0.020 mW/g

	Document			Page
	Appendix B for the BlackBerry® Smartphone Model RCX71UW SAR Report			51(66)
Author Data Andrew Becker	Dates of Test February 02 – March 03, 2010	Test Report No RTS-2474-1002-41	FCC ID: L6ARCX70UW	



0 dB = 0.020mW/g

	Document Appendix B for the BlackBerry® Smartphone Model RCX71UW SAR Report		Page 52(66)
Author Data Andrew Becker	Dates of Test February 02 – March 03, 2010	Test Report No RTS-2474-1002-41	FCC ID: L6ARCX70UW

Date/Time: 02/02/2010 9:47:13 PM

Test Laboratory: RIM TESTING SERVICES

File Name:

[LeftHandSide_Tilt_bluetooth_low_chan_Amb_Tem_23.1_Liq_Tem_21.4_C.da4](#)

DUT: BlackBerry Smartphone; Type: Sample ; Serial: 21BE0648
Program Name: Compliance Testing: P1528 Protocol (Left-Hand Side)

Communication System: Bluetooth; Frequency: 2402 MHz; Duty Cycle: 1:1
Medium parameters used (interpolated): $f = 2402 \text{ MHz}$; $\sigma = 1.83 \text{ mho/m}$; $\epsilon_r = 39.2$; $\rho = 1000 \text{ kg/m}^3$

Phantom section: Left Section

DASY4 Configuration:

- Probe: ET3DV6 - SN1644; ConvF(4.5, 4.5, 4.5); Calibrated: 11/11/2009
- Sensor-Surface: 4mm (Mechanical Surface Detection)
- Electronics: DAE3 Sn472; Calibrated: 03/03/2009
- Phantom: SAM 1; Type: SAM 4.0; Serial: 1076
- Measurement SW: DASY4, V4.7 Build 80; Postprocessing SW: SEMCAD, V1.8 Build 186

Touch position -/Area Scan (51x81x1): Measurement grid: $dx=15\text{mm}$, $dy=15\text{mm}$

[Info: Interpolated medium parameters used for SAR evaluation.](#)

Maximum value of SAR (interpolated) = 0.006 mW/g

Touch position -/Zoom Scan (5x5x7) (5x5x7)/Cube 0: Measurement grid:

$dx=7.5\text{mm}$, $dy=7.5\text{mm}$, $dz=5\text{mm}$


Reference Value = 1.51 V/m; Power Drift = 0.810 dB


Peak SAR (extrapolated) = 0.010 W/kg

SAR(1 g) = 0.00373 mW/g; SAR(10 g) = 0.00174 mW/g


[Info: Interpolated medium parameters used for SAR evaluation.](#)

Maximum value of SAR (measured) = 0.004 mW/g

	Document			Page
	Appendix B for the BlackBerry® Smartphone Model RCX71UW SAR Report			53(66)
Author Data Andrew Becker	Dates of Test February 02 – March 03, 2010	Test Report No RTS-2474-1002-41	FCC ID: L6ARCX70UW	



0 dB = 0.004mW/g

	Document Appendix B for the BlackBerry® Smartphone Model RCX71UW SAR Report		Page 54(66)
Author Data Andrew Becker	Dates of Test February 02 – March 03, 2010	Test Report No RTS-2474-1002-41	FCC ID: L6ARCX70UW

Date/Time: 02/02/2010 9:06:05 PM

Test Laboratory: RIM TESTING SERVICES

File Name: [RightHandSide Bluetooth_low_chan_Amb_Tem_23.3_Liq_Tem_21.6C.da4](#)

DUT: BlackBerry Smartphone; Type: Sample ; Serial: 21BE0648
Program Name: Compliance Testing: P1528 Protocol (Right-Hand Side)

Communication System: Bluetooth; Frequency: 2402 MHz; Duty Cycle: 1:1
Medium parameters used (interpolated): $f = 2402 \text{ MHz}$; $\sigma = 1.83 \text{ mho/m}$; $\epsilon_r = 39.2$; $\rho = 1000 \text{ kg/m}^3$
Phantom section: Right Section

DASY4 Configuration:

- Probe: ET3DV6 - SN1644; ConvF(4.5, 4.5, 4.5); Calibrated: 11/11/2009
- Sensor-Surface: 4mm (Mechanical Surface Detection)
- Electronics: DAE3 Sn472; Calibrated: 03/03/2009
- Phantom: SAM 1; Type: SAM 4.0; Serial: 1076
- Measurement SW: DASY4, V4.7 Build 80; Postprocessing SW: SEMCAD, V1.8 Build 186

Touch position -/Area Scan (51x81x1): Measurement grid: $dx=15\text{mm}$, $dy=15\text{mm}$

[Info: Interpolated medium parameters used for SAR evaluation.](#)

Maximum value of SAR (interpolated) = 0.031 mW/g

Touch position -/Zoom Scan (5x5x7) (5x5x7)/Cube 0: Measurement grid:

$dx=7.5\text{mm}$, $dy=7.5\text{mm}$, $dz=5\text{mm}$


Reference Value = 1.29 V/m; Power Drift = 0.764 dB


Peak SAR (extrapolated) = 0.063 W/kg

SAR(1 g) = 0.030 mW/g; SAR(10 g) = 0.011 mW/g


[Info: Interpolated medium parameters used for SAR evaluation.](#)

Maximum value of SAR (measured) = 0.041 mW/g

	Document Appendix B for the BlackBerry® Smartphone Model RCX71UW SAR Report			Page 55(66)
Author Data Andrew Becker	Dates of Test February 02 – March 03, 2010	Test Report No RTS-2474-1002-41	FCC ID: L6ARCX70UW	



0 dB = 0.041mW/g

	Document Appendix B for the BlackBerry® Smartphone Model RCX71UW SAR Report		Page 56(66)
Author Data Andrew Becker	Dates of Test February 02 – March 03, 2010	Test Report No RTS-2474-1002-41	FCC ID: L6ARCX70UW

Date/Time: 02/02/2010 9:23:17 PM

Test Laboratory: RIM TESTING SERVICES

File Name:

[RightHandSide_Tilt_bluetooth_low_chan_Amb_Tem_23.1_Liq_Tem_21.4C.da4](#)

DUT: BlackBerry Smartphone; Type: Sample ; Serial: 21BE0648
Program Name: Compliance Testing: P1528 Protocol (Right-Hand Side)

Communication System: Bluetooth; Frequency: 2402 MHz; Duty Cycle: 1:1
Medium parameters used (interpolated): $f = 2402 \text{ MHz}$; $\sigma = 1.83 \text{ mho/m}$; $\epsilon_r = 39.2$; $\rho = 1000 \text{ kg/m}^3$

Phantom section: Right Section

DASY4 Configuration:

- Probe: ET3DV6 - SN1644; ConvF(4.5, 4.5, 4.5); Calibrated: 11/11/2009
- Sensor-Surface: 4mm (Mechanical Surface Detection)
- Electronics: DAE3 Sn472; Calibrated: 03/03/2009
- Phantom: SAM 1; Type: SAM 4.0; Serial: 1076
- Measurement SW: DASY4, V4.7 Build 80; Postprocessing SW: SEMCAD, V1.8 Build 186

Touch position -/Area Scan (51x81x1): Measurement grid: $dx=15\text{mm}$, $dy=15\text{mm}$

[Info: Interpolated medium parameters used for SAR evaluation.](#)

Maximum value of SAR (interpolated) = 0.007 mW/g

Touch position -/Zoom Scan (5x5x7) (5x5x7)/Cube 0: Measurement grid:

$dx=7.5\text{mm}$, $dy=7.5\text{mm}$, $dz=5\text{mm}$


Reference Value = 1.82 V/m; Power Drift = 0.599 dB


Peak SAR (extrapolated) = 0.014 W/kg

SAR(1 g) = 0.00635 mW/g; SAR(10 g) = 0.00264 mW/g


[Info: Interpolated medium parameters used for SAR evaluation.](#)

Maximum value of SAR (measured) = 0.008 mW/g

	Document Appendix B for the BlackBerry® Smartphone Model RCX71UW SAR Report		Page 57(66)
Author Data Andrew Becker	Dates of Test February 02 – March 03, 2010	Test Report No RTS-2474-1002-41	FCC ID: L6ARCX70UW



0 dB = 0.008mW/g

	Document Appendix B for the BlackBerry® Smartphone Model RCX71UW SAR Report		Page 58(66)
Author Data Andrew Becker	Dates of Test February 02 – March 03, 2010	Test Report No RTS-2474-1002-41	FCC ID: L6ARCX70UW

Date/Time: 3/3/2010 8:22:49 PM

Test Laboratory: RIM TESTING SERVICES

File Name: [LeftHandSide_802.11b_low_chan_Amb_Tem_23.2_Liq_Tem_21.0_C.da4](#)

DUT: BlackBerry Smartphone; Type: Sample ; Serial: 21D06A83
Program Name: Compliance Testing: P1528 Protocol (Left-Hand Side)

Communication System: 802.11 b (2450); Frequency: 2412 MHz; Duty Cycle: 1:1
Medium parameters used (interpolated): $f = 2412 \text{ MHz}$; $\sigma = 1.84 \text{ mho/m}$; $\epsilon_r = 38$; $\rho = 1000 \text{ kg/m}^3$
Phantom section: Left Section

DASY4 Configuration:

- Probe: ET3DV6 - SN1644; ConvF(4.5, 4.5, 4.5); Calibrated: 11/11/2009
- Sensor-Surface: 4mm (Mechanical Surface Detection)
- Electronics: DAE3 Sn473; Calibrated: 1/4/2010
- Phantom: SAM 1; Type: SAM 4.0; Serial: 1076
- Measurement SW: DASY4, V4.7 Build 80; Postprocessing SW: SEMCAD, V1.8 Build 186

Touch position -/Area Scan (61x81x1): Measurement grid: $dx=15\text{mm}$, $dy=15\text{mm}$

[Info: Interpolated medium parameters used for SAR evaluation.](#)

Maximum value of SAR (interpolated) = 0.531 mW/g

Touch position -/Zoom Scan (5x5x7) (5x5x7)/Cube 0: Measurement grid:

$dx=7.5\text{mm}$, $dy=7.5\text{mm}$, $dz=5\text{mm}$


Reference Value = 11.6 V/m ; Power Drift = 0.053 dB

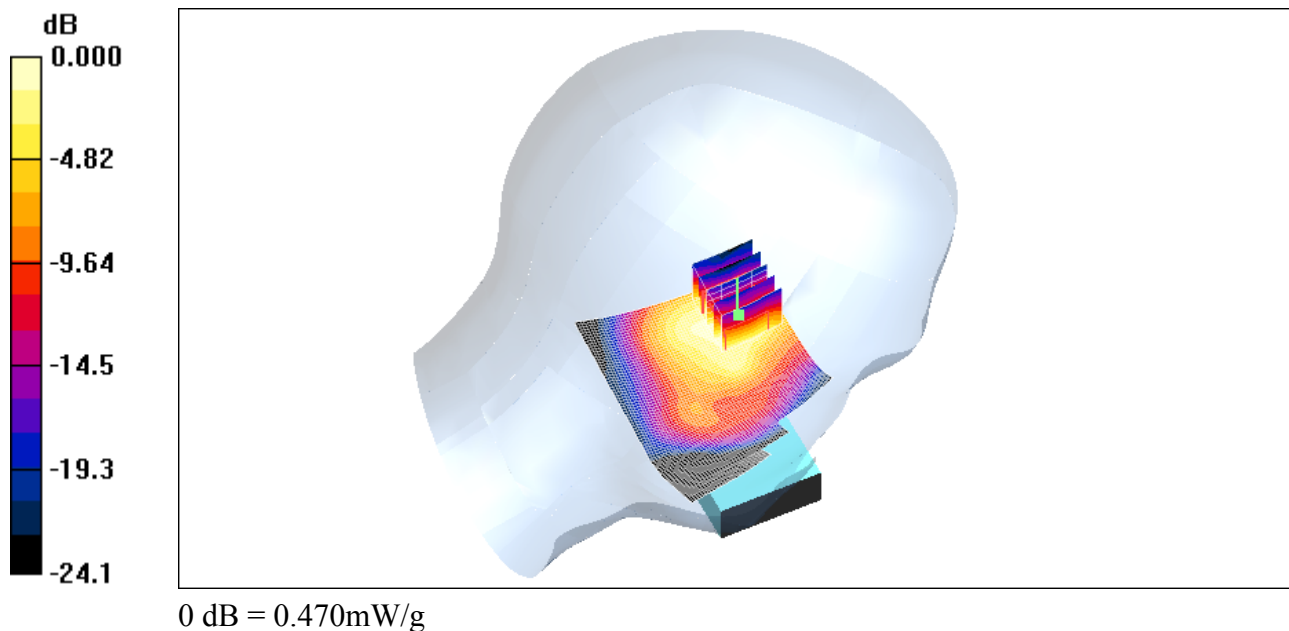
Peak SAR (extrapolated) = 1.18 W/kg


SAR(1 g) = 0.428 mW/g ; SAR(10 g) = 0.199 mW/g

[Info: Interpolated medium parameters used for SAR evaluation.](#)

Maximum value of SAR (measured) = 0.470 mW/g

	Document Appendix B for the BlackBerry® Smartphone Model RCX71UW SAR Report		Page 59(66)
Author Data Andrew Becker	Dates of Test February 02 – March 03, 2010	Test Report No RTS-2474-1002-41	FCC ID: L6ARCX70UW



	Document Appendix B for the BlackBerry® Smartphone Model RCX71UW SAR Report		Page 60(66)
Author Data Andrew Becker	Dates of Test February 02 – March 03, 2010	Test Report No RTS-2474-1002-41	FCC ID: L6ARCX70UW

Date/Time: 3/3/2010 8:40:37 PM

Test Laboratory: RIM TESTING SERVICES

File Name:

[LeftHandSide Tilt 802.11b low chan Amb Tem 23.2 Liq Tem 21.0 C.da4](#)

DUT: BlackBerry Smartphone; Type: Sample ; Serial: 21D06A83
Program Name: Compliance Testing: P1528 Protocol (Left-Hand Side)

Communication System: 802.11 b (2450); Frequency: 2412 MHz; Duty Cycle: 1:1
Medium parameters used (interpolated): $f = 2412 \text{ MHz}$; $\sigma = 1.84 \text{ mho/m}$; $\epsilon_r = 38$; $\rho = 1000 \text{ kg/m}^3$

Phantom section: Left Section

DASY4 Configuration:

- Probe: ET3DV6 - SN1644; ConvF(4.5, 4.5, 4.5); Calibrated: 11/11/2009
- Sensor-Surface: 4mm (Mechanical Surface Detection)
- Electronics: DAE3 Sn473; Calibrated: 1/4/2010
- Phantom: SAM 1; Type: SAM 4.0; Serial: 1076
- Measurement SW: DASY4, V4.7 Build 80; Postprocessing SW: SEMCAD, V1.8 Build 186

Touch position -/Area Scan (51x81x1): Measurement grid: $dx=15\text{mm}$, $dy=15\text{mm}$

[Info: Interpolated medium parameters used for SAR evaluation.](#)

Maximum value of SAR (interpolated) = 0.348 mW/g

Touch position -/Zoom Scan (5x5x7) (5x5x7)/Cube 0: Measurement grid:

$dx=7.5\text{mm}$, $dy=7.5\text{mm}$, $dz=5\text{mm}$


Reference Value = 14.1 V/m ; Power Drift = -0.050 dB

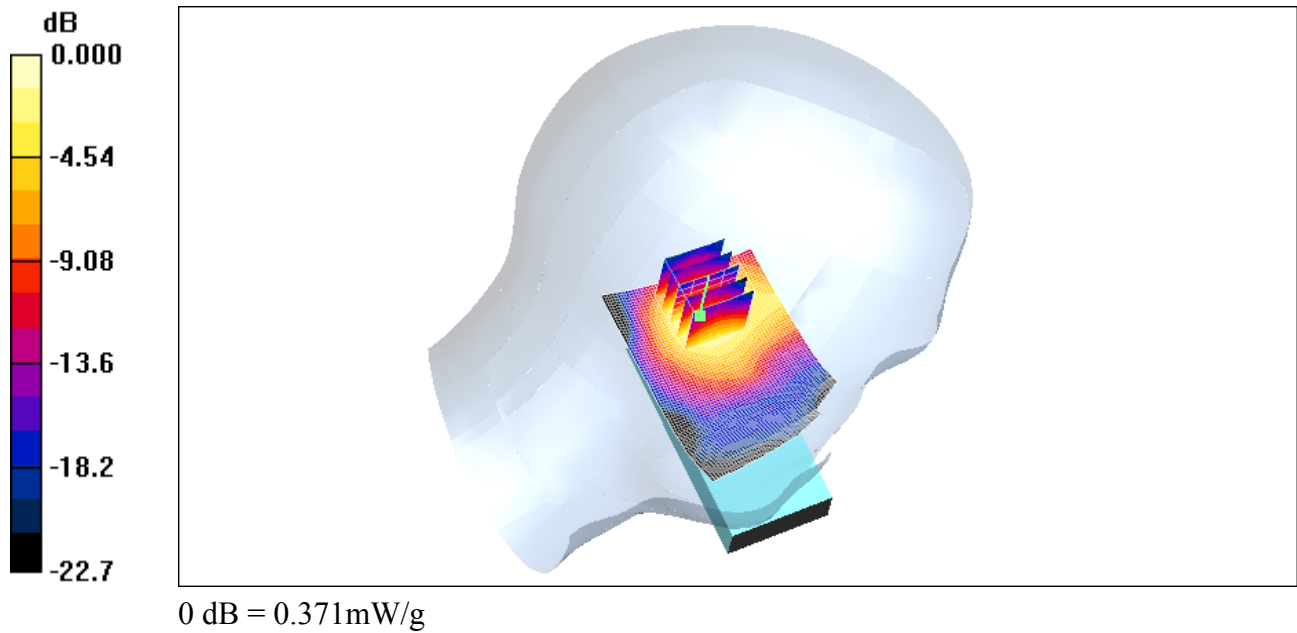
Peak SAR (extrapolated) = 0.622 W/kg


SAR(1 g) = 0.332 mW/g ; SAR(10 g) = 0.169 mW/g

[Info: Interpolated medium parameters used for SAR evaluation.](#)

Maximum value of SAR (measured) = 0.371 mW/g

	Document Appendix B for the BlackBerry® Smartphone Model RCX71UW SAR Report		Page 61(66)
Author Data Andrew Becker	Dates of Test February 02 – March 03, 2010	Test Report No RTS-2474-1002-41	FCC ID: L6ARCX70UW



	Document Appendix B for the BlackBerry® Smartphone Model RCX71UW SAR Report		Page 62(66)
Author Data Andrew Becker	Dates of Test February 02 – March 03, 2010	Test Report No RTS-2474-1002-41	FCC ID: L6ARCX70UW

Date/Time: 3/3/2010 8:04:38 PM

Test Laboratory: RIM TESTING SERVICES

File Name: [RightHandSide_802.11b_low_chan_Amb_Tem_23.3_Liq_Tem_21.1C.da4](#)

DUT: BlackBerry Smartphone; Type: Sample ; Serial: 21D06A83
Program Name: Compliance Testing: P1528 Protocol (Right-Hand Side)

Communication System: 802.11 b (2450); Frequency: 2412 MHz; Duty Cycle: 1:1
Medium parameters used (interpolated): $f = 2412 \text{ MHz}$; $\sigma = 1.84 \text{ mho/m}$; $\epsilon_r = 38$; $\rho = 1000 \text{ kg/m}^3$
Phantom section: Right Section

DASY4 Configuration:

- Probe: ET3DV6 - SN1644; ConvF(4.5, 4.5, 4.5); Calibrated: 11/11/2009
- Sensor-Surface: 4mm (Mechanical Surface Detection)
- Electronics: DAE3 Sn473; Calibrated: 1/4/2010
- Phantom: SAM 1; Type: SAM 4.0; Serial: 1076
- Measurement SW: DASY4, V4.7 Build 80; Postprocessing SW: SEMCAD, V1.8 Build 186

Touch position -/Area Scan (51x81x1): Measurement grid: $dx=15\text{mm}$, $dy=15\text{mm}$

[Info: Interpolated medium parameters used for SAR evaluation.](#)

Maximum value of SAR (interpolated) = 0.387 mW/g

Touch position -/Zoom Scan (5x5x7) (5x5x7)/Cube 0: Measurement grid:

$dx=7.5\text{mm}$, $dy=7.5\text{mm}$, $dz=5\text{mm}$


Reference Value = 14.3 V/m ; Power Drift = 0.101 dB

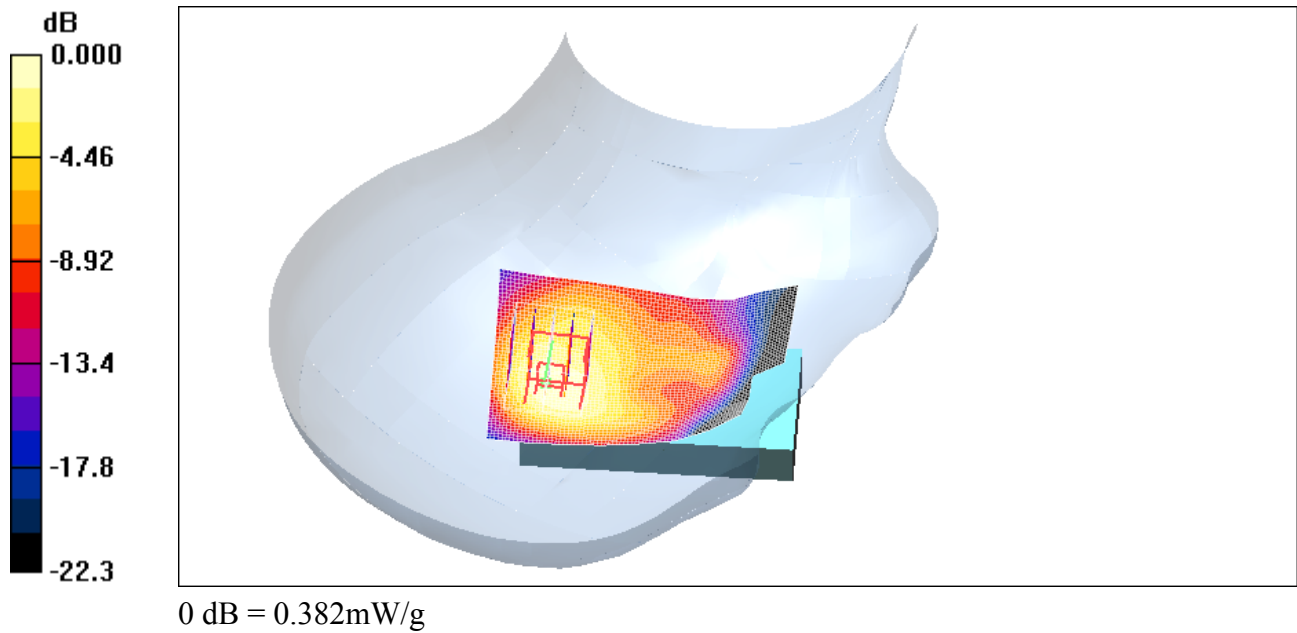
Peak SAR (extrapolated) = 0.615 W/kg


SAR(1 g) = 0.349 mW/g ; SAR(10 g) = 0.188 mW/g

[Info: Interpolated medium parameters used for SAR evaluation.](#)

Maximum value of SAR (measured) = 0.382 mW/g

	Document Appendix B for the BlackBerry® Smartphone Model RCX71UW SAR Report			Page 63(66)
Author Data Andrew Becker	Dates of Test February 02 – March 03, 2010	Test Report No RTS-2474-1002-41	FCC ID: L6ARCX70UW	



	Document Appendix B for the BlackBerry® Smartphone Model RCX71UW SAR Report		Page 64(66)
Author Data Andrew Becker	Dates of Test February 02 – March 03, 2010	Test Report No RTS-2474-1002-41	FCC ID: L6ARCX70UW

Date/Time: 3/3/2010 7:45:46 PM

Test Laboratory: RIM TESTING SERVICES

File Name:

[RightHandSide_Tilt_802.11b_low_chan_Amb_Tem_23.3_Liq_Tem_21.1C.da4](#)

DUT: BlackBerry Smartphone; Type: Sample ; Serial: 21D06A83
Program Name: Compliance Testing: P1528 Protocol (Right-Hand Side)

Communication System: 802.11 b (2450); Frequency: 2412 MHz; Duty Cycle: 1:1
Medium parameters used (interpolated): $f = 2412 \text{ MHz}$; $\sigma = 1.84 \text{ mho/m}$; $\epsilon_r = 38$; $\rho = 1000 \text{ kg/m}^3$

Phantom section: Right Section

DASY4 Configuration:

- Probe: ET3DV6 - SN1644; ConvF(4.5, 4.5, 4.5); Calibrated: 11/11/2009
- Sensor-Surface: 4mm (Mechanical Surface Detection)
- Electronics: DAE3 Sn473; Calibrated: 1/4/2010
- Phantom: SAM 1; Type: SAM 4.0; Serial: 1076
- Measurement SW: DASY4, V4.7 Build 80; Postprocessing SW: SEMCAD, V1.8 Build 186

Touch position -/Area Scan (51x81x1): Measurement grid: $dx=15\text{mm}$, $dy=15\text{mm}$

[Info: Interpolated medium parameters used for SAR evaluation.](#)

Maximum value of SAR (interpolated) = 0.419 mW/g

Touch position -/Zoom Scan (5x5x7) (5x5x7)/Cube 0: Measurement grid:

$dx=7.5\text{mm}$, $dy=7.5\text{mm}$, $dz=5\text{mm}$


Reference Value = 14.1 V/m ; Power Drift = -0.092 dB


Peak SAR (extrapolated) = 0.717 W/kg


SAR(1 g) = 0.376 mW/g ; SAR(10 g) = 0.186 mW/g

[Info: Interpolated medium parameters used for SAR evaluation.](#)

Maximum value of SAR (measured) = 0.413 mW/g

	Document Appendix B for the BlackBerry® Smartphone Model RCX71UW SAR Report		Page 65(66)
Author Data Andrew Becker	Dates of Test February 02 – March 03, 2010	Test Report No RTS-2474-1002-41	FCC ID: L6ARCX70UW



	Document Appendix B for the BlackBerry® Smartphone Model RCX71UW SAR Report		Page 66(66)
Author Data Andrew Becker	Dates of Test February 02 – March 03, 2010	Test Report No RTS-2474-1002-41	FCC ID: L6ARCX70UW

Z axis plot for the worst case head configuration:

