
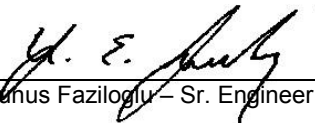




**BUREAU  
VERITAS**

Curtis-Straus LLC, a wholly owned subsidiary of BV CPS

# Test Report

Report No	ER2559-1
Client	Lear Corporation
Address	21557 Telegraph Road Southfield MI 48033
Phone	248.447.5040
Items tested FCC ID FRN	Locomate Roadstar RSU KOBIXZ19A 0007378441
Equipment Type Equipment Code	Licensed Non-Broadcast Station Transmitter TNB
FCC/IC Rule Parts	CFR Title 47 FCC Part 90 Subpart M
Test Dates	Mar 30 through May 21, 2018
Results	As detailed within this report
Prepared by	 Christopher Hamel – EMC Engineer
Authorized by	 Yonus Faziloglu – Sr. Engineer
Issue Date	9/23/2018
Conditions of Issue	This Test Report is issued subject to the conditions stated in the 'Conditions of Testing' section on page 21 of this report.

## Contents

Contents .....	2
Summary .....	3
Test Methodology .....	4
Product Tested - Configuration Documentation .....	5
Test Results .....	6
Radiated Spurious Emissions .....	6
Measurement Uncertainty .....	20
Conditions Of Testing .....	21
Appendix A: .....	23

Report REV Sep-08-2017 - YF



## Summary

This test report supports an application for certification of a transmitter operating pursuant to: CFR Title 47 FCC Part 90 Subpart M for “Regulations Governing the Licensing and Use of Frequencies in the 5850-5925 MHz Band for Dedicated Short-Range Communications Service (DSRCS)”

EUT is the “Locomate Roadstar RSU”. It operates under the following channel plan in a 4x4 MIMO configuration.

Channel Bandwidth	Frequency, MHz	Channel
10 MHz	5860	172
	5870	174
	5880	176
	5890	178
	5900	180
	5910	182
	5920	184
20 MHz	5875	175
	5905	181

Antennas: 4 detachable 5dBi dipoles

We found that the EUT met the above requirements with the following modifications.

Modification 1: Power setting was reduced to -1dBm for 20MHz channel bandwidth mode in order to comply with RF output power requirements. All other measurements were done after this modification.

Modification 2: A firmware upgrade was necessary to stabilize the CW unmodulated carrier test mode used during frequency stability tests. This modification was specific to this test mode and not related to the application RF firmware that controls other RF parameters of the device.

Therefore any previous measurements were not repeated after this modification.

Refer to Appendix A of this report for antenna port conducted measurements.

All test samples were received in good condition.

## Test Methodology

All testing was performed according to the following rules/procedures/documents;

CFR Title 47 FCC Part 90 Subpart M

ANSI C63.26-2015 “American National Standard for Compliance Testing of Transmitters Used in Licensed Radio Services”

ASTM E2213-03 “Standard Specification for Telecommunications and Information Exchange Between Roadside and Vehicle Systems—5 GHz Band Dedicated Short Range Communications (DSRC) Medium Access Control (MAC) and Physical Layer (PHY) Specifications”

Radiated emissions were maximized by rotating the device around 3 orthogonal planes (X, Y and Z) as well as varying the test antenna’s height and polarity.

EUT is powered by an external PoE adapter.

Following bandwidths were used during radiated spurious emissions testing.

Frequency	RBW	VBW
30-1000MHz	120kHz	1MHz
1-40GHz	1MHz	3MHz

**Product Tested - Configuration Documentation**

EUT Configuration										
<b>Work Order:</b>	R2559									
<b>Company:</b>	Lear Corporation									
<b>Company Address:</b>	21557 Telegraph Road									
	Southfield, MI, 48033									
<b>Contact:</b>	Nazeer Shaik									
	<b>MN</b>			<b>PN</b>			<b>SN</b>			
<b>EUT:</b>	LocoMate Roadstar RSU						GClocomate300rsu00066			
<b>EUT Description:</b>	Road Side Dedicated Short-Range Communications Service (DSRCS) Device									
<b>EUT Max Frequency:</b>	5920 MHz									
<b>EUT Components</b>	<b>MN</b>			<b>SN</b>						
	Locomate Roadstar RSU									
<b>Support Equipment</b>	<b>MN</b>			<b>SN</b>						
POE adapter	Gigabit									
Laptop (CS Supplied)										
<b>Port Label</b>	<b>Port Type</b>	<b># ports</b>	<b># populated</b>	<b>cable type</b>	<b>shielded</b>	<b>ferrites</b>	<b>length (m)</b>	<b>in/out</b>	<b>under test</b>	<b>comment</b>
Ethernet	Ethernet	1	1	Ethernet	Yes	No	5	out	yes	
Micro USB diag	USB	1	1	USB	Yes	No	1	in	no	Set up, Diag, and update port only.
<b>Software Operating Mode Description:</b>										
EUT constantly transmits on all 4 ports in 10MHz and 20MHz channel bandwidth modes via client supplied test software. Channels and data rates are selectable.										



BUREAU  
VERITAS

Curtis-Straus LLC, a wholly owned subsidiary of BV CPS

One Distribution Center Circle, #1 • Littleton, MA • TEL (978) 486-8880 • FAX (978) 486-8828



## ***Test Results***

### **Radiated Spurious Emissions**

Limit: -25dBm EIRP per ASTM E2213-03 standard (incorporated by reference in FCC §90.379)  
-25dBm EIRP is equivalent to 70.2dBuV/m at 3m or 79.7dBuV/m at 1m

Preliminary measurements performed to identify worst case orientation by rotating the device around 3 orthogonal planes (X, Y and Z). X orientation was found to be the worst. In addition, data rates were varied to identify the worst case configuration. All measurements below are from worst case orientation and configuration.

**MEASUREMENTS / RESULTS**

Curtis Straus - a Bureau Veritas Company  
 Radiated Emissions Electric Field 3m Distance  
 Top Peaks Horizontal 30-1000MHz  
 Operator: CCH  
 Notes:  
 Center Channel 5890MHz 12Mbps 10MHz BW

Work Order - R2559  
 EUT Power Input - 52VDC POE  
 Test Site - CH1  
 Conditions - 24.3°C; 32%RH; 1030mBar  
 Witnessed by - N/A  
 EUT Maximum Frequency - 5920MHz

Data Taken at May 19 2018

Frequency (MHz)	Peak Reading (dBμV)	Correction Factor (dB/m)	Adjusted Peak Amplitude (dBμV/m)	Lim1: FCC_pt90M (dBμV/m)	Lim1 Margin (dB)	Lim1 Test Results (Pass/Fail)	Worst Margin Lim1 (dB)
31.091	42.2	-2.5	39.8	70.2	-30.4	PASS	-30.4
35.456	36.5	-6.6	30	70.2	-40.2	PASS	
374.981	38.1	-6.6	31.4	70.2	-38.8	PASS	
479.983	33.8	-3.6	30.2	70.2	-40	PASS	
875.015	33.1	2.1	35.2	70.2	-35	PASS	
1000	34.2	3.8	38	70.2	-32.2	PASS	

Curtis Straus - a Bureau Veritas Company  
 Radiated Emissions Electric Field 3m Distance  
 Top Peaks Vertical 30-1000MHz  
 Operator: CCH  
 Notes:  
 Center Channel 5890MHz 12Mbps 10MHz BW

Work Order - R2559  
 EUT Power Input - 52VDC POE  
 Test Site - CH1  
 Conditions - 24.3°C; 32%RH; 1030mBar  
 Witnessed by - N/A  
 EUT Maximum Frequency - 5920MHz

Data Taken at May 19 2018

Frequency (MHz)	Peak Reading (dBμV)	Correction Factor (dB/m)	Adjusted Peak Amplitude (dBμV/m)	Lim1: FCC_pt90M (dBμV/m)	Lim1 Margin (dB)	Lim1 Test Results (Pass/Fail)	Worst Margin Lim1 (dB)
31.479	44.1	-3	41.1	70.2	-29.1	PASS	-29.1
480.007	34.4	-3.6	30.8	70.2	-39.4	PASS	
875.015	33.2	2.1	35.3	70.2	-34.9	PASS	
911.997	29.6	2.4	31.9	70.2	-38.3	PASS	
940.466	30.8	2.8	33.7	70.2	-36.5	PASS	
999.976	34.7	3.8	38.5	70.2	-31.7	PASS	

30-1000MHz center channel 10MHz at 12Mbps

Since emissions at center channel were more than 20dB below the limits, low and high channels were not tested in this range.



Curtis Straus - a Bureau Veritas Company  
 Radiated Emissions Electric Field 3m Distance  
 Top Peaks Horizontal 1-6GHz  
 Operator: CCH  
 Notes:  
 Low Channel 5860MHz 12Mbps 10MHz BW

Work Order - R2559  
 EUT Power Input - 52VDC POE  
 Test Site - CH1  
 Conditions - 24.3°C; 32%RH; 1030mBar  
 Witnessed by - N/A  
 EUT Maximum Frequency - 5920MHz

Data Taken at May 21 2018

Frequency (MHz)	Raw Peak Reading (dBµV)	Correction Factor (dB/m)	Adjusted Peak Amplitude (dBµV/m)	Pk Lim: FCC_pt90M (dBµV/m)	Margin to Peak Limit (dB)	Peak Limit Results (Pass/Fail)	Peak Limit Worst Margin (dB)	Av Lim: FCC_pt90M (dBµV/m)	Margin to Avg Limit (dB)	Avg Limit Results (Pass/Fail)	Avg Limit Worst Margin (dB)
2465.38	36.7	10.2	46.9	70.2	-23.3	PASS		70.2	-23.3	PASS	
4626	34.2	13.1	47.4	70.2	-22.8	PASS		70.2	-22.8	PASS	
5253	34.4	13.2	47.6	70.2	-22.6	PASS		70.2	-22.6	PASS	
5746.75	34.7	13.7	48.5	70.2	-21.7	PASS	-21.7	70.2	-21.7	PASS	-21.7

Curtis Straus - a Bureau Veritas Company  
 Radiated Emissions Electric Field 3m Distance  
 Top Peaks Vertical 1-6GHz  
 Operator: CCH  
 Notes:  
 Low Channel 5860MHz 12Mbps 10MHz BW

Work Order - R2559  
 EUT Power Input - 52VDC POE  
 Test Site - CH1  
 Conditions - 24.3°C; 32%RH; 1030mBar  
 Witnessed by - N/A  
 EUT Maximum Frequency - 5920MHz

Data Taken at May 21 2018

Frequency (MHz)	Raw Peak Reading (dBµV)	Correction Factor (dB/m)	Adjusted Peak Amplitude (dBµV/m)	Pk Lim: FCC_pt90M (dBµV/m)	Margin to Peak Limit (dB)	Peak Limit Test Results (Pass/Fail)	Peak Limit Worst Margin (dB)	Av Lim: FCC_pt90M (dBµV/m)	Margin to Average Limit (dB)	Average Limit Test Result (Pass/Fail)	Average Limit Worst Margin (dB)
2461.88	39.5	10.1	49.7	70.2	-20.5	PASS		70.2	-20.5	PASS	
5260.25	38.4	13.1	51.5	70.2	-18.7	PASS	-18.7	70.2	-18.7	PASS	-18.7
5284	36.5	13.1	49.6	70.2	-20.6	PASS		70.2	-20.6	PASS	

1-6GHz Low Channel 10MHz



Curtis Straus - a Bureau Veritas Company  
 Radiated Emissions Electric Field 3m Distance  
 Top Peaks Horizontal 1-6GHz  
 Operator: CCH  
 Notes:  
 Center Channel 5890MHz 12Mbps 10MHz BW

Work Order - R2559  
 EUT Power Input - 52VDC POE  
 Test Site - CH1  
 Conditions - 24.3°C; 32%RH; 1030mBar  
 Witnessed by - N/A  
 EUT Maximum Frequency - 5920MHz

Data Taken at May 21 2018

Frequency (MHz)	Raw Peak Reading (dBμV)	Correction Factor (dB/m)	Adjusted Peak Amplitude (dBμV/m)	Pk Lim: FCC_pt90M (dBμV/m)	Margin to Peak Limit (dB)	Peak Limit Results (Pass/Fail)	Peak Limit Worst Margin (dB)	Av Lim: FCC_pt90M (dBμV/m)	Margin to Avg Limit (dB)	Avg Limit Results (Pass/Fail)	Avg Limit Worst Margin (dB)
2461.5	40.9	10.1	51.1	70.2	-19.1	PASS		70.2	-19.1	PASS	
3228.63	34.4	11.6	46	70.2	-24.2	PASS		70.2	-24.2	PASS	
5253.75	40.3	13.2	53.4	70.2	-16.8	PASS	-16.8	70.2	-16.8	PASS	-16.8
5276.88	37.1	13.1	50.2	70.2	-20	PASS		70.2	-20	PASS	

Curtis Straus - a Bureau Veritas Company  
 Radiated Emissions Electric Field 3m Distance  
 Top Peaks Vertical 1-6GHz  
 Operator: CCH  
 Notes:  
 Center Channel 5890MHz 12Mbps 10MHz BW

Work Order - R2559  
 EUT Power Input - 52VDC POE  
 Test Site - CH1  
 Conditions - 24.3°C; 32%RH; 1030mBar  
 Witnessed by - N/A  
 EUT Maximum Frequency - 5920MHz

Data Taken at May 21 2018

Frequency (MHz)	Raw Peak Reading (dBμV)	Correction Factor (dB/m)	Adjusted Peak Amplitude (dBμV/m)	Pk Lim: FCC_pt90M (dBμV/m)	Margin to Peak Limit (dB)	Peak Limit Test Results (Pass/Fail)	Peak Limit Worst Margin (dB)	Av Lim: FCC_pt90M (dBμV/m)	Margin to Average Limit (dB)	Average Limit Test Result (Pass/Fail)	Average Limit Worst Margin (dB)
4580.5	34.3	13.1	47.3	70.2	-22.9	PASS	-22.9	70.2	-22.9	PASS	-22.9

1-6GHz Center Channel 10MHz

Curtis Straus - a Bureau Veritas Company  
 Radiated Emissions Electric Field 3m Distance  
 Top Peaks Horizontal 1-6GHz  
 Operator: CCH  
 Notes:  
 High Channel 5920MHz 12Mbps 10MHz BW

Work Order - R2559  
 EUT Power Input - 52VDC POE  
 Test Site - CH1  
 Conditions - 24.3°C; 32%RH; 1030mBar  
 Witnessed by - N/A  
 EUT Maximum Frequency - 5920MHz

Data Taken at May 21 2018

Frequency (MHz)	Raw Peak Reading (dBμV)	Correction Factor (dB/m)	Adjusted Peak Amplitude (dBμV/m)	Pk Lim: FCC_pt90M (dBμV/m)	Margin to Peak Limit (dB)	Peak Limit Results (Pass/Fail)	Peak Limit Worst Margin (dB)	Av Lim: FCC_pt90M (dBμV/m)	Margin to Avg Limit (dB)	Avg Limit Results (Pass/Fail)	Avg Limit Worst Margin (dB)
3724.38	34.2	12.2	46.4	70.2	-23.8	PASS		70.2	-23.8	PASS	
5263.38	35.2	13.1	48.3	70.2	-21.9	PASS		70.2	-21.9	PASS	
5275.38	37.7	13.1	50.8	70.2	-19.4	PASS	-19.4	70.2	-19.4	PASS	-19.4

Curtis Straus - a Bureau Veritas Company  
 Radiated Emissions Electric Field 3m Distance  
 Top Peaks Vertical 1-6GHz  
 Operator: CCH  
 Notes:  
 High Channel 5920MHz 12Mbps 10MHz BW

Work Order - R2559  
 EUT Power Input - 52VDC POE  
 Test Site - CH1  
 Conditions - 24.3°C; 32%RH; 1030mBar  
 Witnessed by - N/A  
 EUT Maximum Frequency - 5920MHz

Data Taken at May 21 2018

Frequency (MHz)	Raw Peak Reading (dBμV)	Correction Factor (dB/m)	Adjusted Peak Amplitude (dBμV/m)	Pk Lim: FCC_pt90M (dBμV/m)	Margin to Peak Limit (dB)	Peak Limit Test Results (Pass/Fail)	Peak Limit Worst Margin (dB)	Av Lim: FCC_pt90M (dBμV/m)	Margin to Average Limit (dB)	Average Limit Test Result (Pass/Fail)	Average Limit Worst Margin (dB)
1000	36.5	1.9	38.4	70.2	-31.8	PASS		70.2	-31.8	PASS	
2462.25	40.6	10.1	50.7	70.2	-19.5	PASS		70.2	-19.5	PASS	
5253.88	37.4	13.2	50.6	70.2	-19.6	PASS		70.2	-19.6	PASS	
5275.25	38.2	13.1	51.3	70.2	-18.9	PASS	-18.9	70.2	-18.9	PASS	-18.9

### 1-6GHz High Channel 10MHz

Curtis Straus - a Bureau Veritas Company  
 Radiated Emissions Electric Field 1m Distance  
 Top Peaks Horizontal 6-18GHz  
 Operator: CCH  
 Notes:  
 Low Channel 5860MHz 12Mbps 10MHz BW

Work Order - R2559  
 EUT Power Input - 52VDC POE  
 Test Site - CH1  
 Conditions - 24.3°C; 32%RH; 1030mBar  
 Witnessed by - N/A  
 EUT Maximum Frequency - 5920MHz

Data Taken at May 19 2018

Frequency (MHz)	Raw Peak Reading (dBμV)	Correction Factor (dB/m)	Adjusted Peak Amplitude (dBμV/m)	Pk Lim: FCC_pt90M (dBμV/m)	Margin to Peak Limit (dB)	Peak Limit Test Results (Pass/Fail)	Peak Limit Worst Margin (dB)	Av Lim: FCC_pt90M (dBμV/m)	Margin to Avg Limit (dB)	Avg Limit Test Results (Pass/Fail)	Avg Limit Worst Margin (dB)
14507.4	45.1	16	61.1	79.7	-18.6	PASS		79.7	-18.6	PASS	
17956.2	43.9	24.2	68.1	79.7	-11.6	PASS	-11.6	79.7	-11.6	PASS	-11.6

Curtis Straus - a Bureau Veritas Company  
 Radiated Emissions Electric Field 1m Distance  
 Top Peaks Vertical 6-18GHz  
 Operator: CCH  
 Notes:  
 Low Channel 5860MHz 12Mbps 10MHz BW

Work Order - R2559  
 EUT Power Input - 52VDC POE  
 Test Site - CH1  
 Conditions - 24.3°C; 32%RH; 1030mBar  
 Witnessed by - N/A  
 EUT Maximum Frequency - 5920MHz

Data Taken at May 19 2018

Frequency (MHz)	Raw Peak Reading (dBμV)	Correction Factor (dB/m)	Adjusted Peak Amplitude (dBμV/m)	Pk Lim: FCC_pt90M (dBμV/m)	Margin to Peak Limit (dB)	Peak Limit Test Results (Pass/Fail)	Peak Limit Worst Margin (dB)	Av Lim: FCC_pt90M (dBμV/m)	Margin to Avg Limit (dB)	Avg Limit Test Results (Pass/Fail)	Avg Limit Worst Margin (dB)
14050.2	44.1	16.4	60.5	79.7	-19.2	PASS		79.7	-19.2	PASS	
17946.6	43.6	24.1	67.7	79.7	-12	PASS	-12	79.7	-12	PASS	-12

### 6-18GHz Low Channel 10MHz

Curtis Straus - a Bureau Veritas Company  
 Radiated Emissions Electric Field 1m Distance  
 Top Peaks Horizontal 6-18GHz  
 Operator: CCH  
 Notes:  
 Center Channel 5890MHz 12Mbps 10MHz BW

Work Order - R2559  
 EUT Power Input - 52VDC POE  
 Test Site - CH1  
 Conditions - 24.3°C; 32%RH; 1030mBar  
 Witnessed by - N/A  
 EUT Maximum Frequency - 5920MHz

Data Taken at May 19 2018

Frequency (MHz)	Raw Peak Reading (dBμV)	Correction Factor (dB/m)	Adjusted Peak Amplitude (dBμV/m)	Pk Lim: FCC_pt90M (dBμV/m)	Margin to Peak Limit (dB)	Peak Limit Test Results (Pass/Fail)	Peak Limit Worst Margin (dB)	Av Lim: FCC_pt90M (dBμV/m)	Margin to Avg Limit (dB)	Avg Limit Test Results (Pass/Fail)	Avg Limit Worst Margin (dB)
14521.8	45.2	15.9	61.1	79.7	-18.6	PASS		79.7	-18.6	PASS	
17967.3	43.3	24.3	67.5	79.7	-12.2	PASS	-12.2	79.7	-12.2	PASS	-12.2

Curtis Straus - a Bureau Veritas Company  
 Radiated Emissions Electric Field 1m Distance  
 Top Peaks Vertical 6-18GHz  
 Operator: CCH  
 Notes:  
 Center Channel 5890MHz 12Mbps 10MHz BW

Work Order - R2559  
 EUT Power Input - 52VDC POE  
 Test Site - CH1  
 Conditions - 24.3°C; 32%RH; 1030mBar  
 Witnessed by - N/A  
 EUT Maximum Frequency - 5920MHz

Data Taken at May 19 2018

Frequency (MHz)	Raw Peak Reading (dBμV)	Correction Factor (dB/m)	Adjusted Peak Amplitude (dBμV/m)	Pk Lim: FCC_pt90M (dBμV/m)	Margin to Peak Limit (dB)	Peak Limit Test Results (Pass/Fail)	Peak Limit Worst Margin (dB)	Av Lim: FCC_pt90M (dBμV/m)	Margin to Avg Limit (dB)	Avg Limit Test Results (Pass/Fail)	Avg Limit Worst Margin (dB)
14334.3	43.9	16.3	60.1	79.7	-19.6	PASS		79.7	-19.6	PASS	
16505.1	45.1	15.2	60.3	79.7	-19.4	PASS		79.7	-19.4	PASS	
17909.4	43.5	23.7	67.2	79.7	-12.5	PASS	-12.5	79.7	-12.5	PASS	-12.5

6-18GHz Center Channel 10MHz

Curtis Straus - a Bureau Veritas Company  
 Radiated Emissions Electric Field 1m Distance  
 Top Peaks Horizontal 6-18GHz  
 Operator: CCH  
 Notes:  
 High Channel 5920MHz 12Mbps 10MHz BW

Work Order - R2559  
 EUT Power Input - 52VDC POE  
 Test Site - CH1  
 Conditions - 24.3°C; 32%RH; 1030mBar  
 Witnessed by - N/A  
 EUT Maximum Frequency - 5920MHz

Data Taken at May 19 2018

Frequency (MHz)	Raw Peak Reading (dBμV)	Correction Factor (dB/m)	Adjusted Peak Amplitude (dBμV/m)	Pk Lim: FCC_pt90M (dBμV/m)	Margin to Peak Limit (dB)	Peak Limit Test Results (Pass/Fail)	Peak Limit Worst Margin (dB)	Av Lim: FCC_pt90M (dBμV/m)	Margin to Avg Limit (dB)	Avg Limit Test Results (Pass/Fail)	Avg Limit Worst Margin (dB)
13926.9	44.3	16.1	60.4	79.7	-19.3	PASS		79.7	-19.3	PASS	
17958.9	43.4	24.2	67.6	79.7	-12.1	PASS	-12.1	79.7	-12.1	PASS	-12.1

Curtis Straus - a Bureau Veritas Company  
 Radiated Emissions Electric Field 1m Distance  
 Top Peaks Vertical 6-18GHz  
 Operator: CCH  
 Notes:  
 High Channel 5920MHz 12Mbps 10MHz BW

Work Order - R2559  
 EUT Power Input - 52VDC POE  
 Test Site - CH1  
 Conditions - 24.3°C; 32%RH; 1030mBar  
 Witnessed by - N/A  
 EUT Maximum Frequency - 5920MHz

Data Taken at May 19 2018

Frequency (MHz)	Raw Peak Reading (dBμV)	Correction Factor (dB/m)	Adjusted Peak Amplitude (dBμV/m)	Pk Lim: FCC_pt90M (dBμV/m)	Margin to Peak Limit (dB)	Peak Limit Test Results (Pass/Fail)	Peak Limit Worst Margin (dB)	Av Lim: FCC_pt90M (dBμV/m)	Margin to Avg Limit (dB)	Avg Limit Test Results (Pass/Fail)	Avg Limit Worst Margin (dB)
8711.7	44.9	9.8	54.7	79.7	-25	PASS		79.7	-25	PASS	
13751.7	45.4	15.3	60.7	79.7	-19	PASS		79.7	-19	PASS	
17959.5	43.2	24.2	67.4	79.7	-12.3	PASS	-12.3	79.7	-12.3	PASS	-12.3

### 6-18GHz High Channel 10MHz

#### Radiated Emissions Table

Date: 22-May-18				Company: Lear Corp.				Work Order: R2559							
Engineer: Chris Hamel				EUT Desc: RSU				EUT Operating Voltage/Frequency: 52V DC POE							
Temp: 22.4°C				Humidity: 38%				Pressure: 1022mBar							
Frequency Range: 18-40GHz								Measurement Distance: 0.1 m							
Notes: No Emissions Found Low, Mid, High Channels 12Mbps								EUT Max Freq:							
Antenna Polarization (H/V)	Frequency (MHz)	Peak Reading (dBμV)	Average Reading (dBμV)	Preamp Factor (dB)	Antenna Factor (dB/m)	Cable Factor (dB)	Adjusted Peak Reading (dBμV/m)	Adjusted Avg Reading (dBμV/m)	FCC Class A High Frequency - Peak			FCC Class A High Frequency - Average			
									Limit (dBμV/m)	Margin (dB)	Result (Pass/Fail)	Limit (dBμV/m)	Margin (dB)	Result (Pass/Fail)	
Table Result:		Pass		by		N/A dB				Worst Freq:		N/A MHz			
Test Site: EMI Chamber 1				Cable 1: Asset #2323				Cable 2: ---				Cable 3: ---			
Analyzer: Gold				Preamp: 18-26.5GHz				Antenna: 18-26.5GHz Horn				Preselector: ---			
CSsoft Radiated Emissions Calculator v 1.017.203															
Adjusted Reading = Reading - Preamp Factor + Antenna Factor + Cable Factor															
Copyright Curtis-Straus LLC 2000															

Test Site: EMI Chamber 1	Cable 1: Asset #2323	Cable 2: Asset #2324	Cable 3: ---
Analyzer: Gold	Preamp: 40GHz Mixer	Antenna: 40GHz Mixer	Preselector: ---
CSsoft Radiated Emissions Calculator v 1.017.203		Copyright Curtis-Straus LLC 2000	
Adjusted Reading = Reading - Preamp Factor + Antenna Factor + Cable Factor			

### 18-40GHz All Channels 10MHz



Curtis-Straus LLC, a wholly owned subsidiary of BV CPS  
 One Distribution Center Circle, #1 • Littleton, MA • TEL (978) 486-8880 • FAX (978) 486-8828



Curtis Straus - a Bureau Veritas Company  
 Radiated Emissions Electric Field 3m Distance  
 Top Peaks Horizontal 30-1000MHz  
 Operator: CCH

Work Order - R2559  
 EUT Power Input - 52VDC POE  
 Test Site - CH1  
 Conditions - 24.3°C; 32%RH; 1030mBar  
 Witnessed by - N/A  
 EUT Maximum Frequency - 5920MHz

## Notes:

Low Channel 5875MHz 9Mbps 20MHz BW power reduced to -1dBm

Data Taken at May 19 2018

Frequency (MHz)	Peak Reading (dBμV)	Correction Factor (dB/m)	Adjusted Peak Amplitude (dBμV/m)	Lim1: FCC_pt90M (dBμV/m)	Lim1 Margin (dB)	Lim1 Test Results (Pass/Fail)	Worst Margin Lim1 (dB)
375.005	38.1	-6.6	31.5	70.2	-38.7	PASS	
499.989	34.3	-3.6	30.7	70.2	-39.5	PASS	
750.007	30.5	0.1	30.6	70.2	-39.6	PASS	
874.967	33.4	2.1	35.5	70.2	-34.7	PASS	
940.466	29.4	2.8	32.3	70.2	-37.9	PASS	
1000	33.9	3.8	37.7	70.2	-32.5	PASS	-32.5

Curtis Straus - a Bureau Veritas Company  
 Radiated Emissions Electric Field 3m Distance  
 Top Peaks Vertical 30-1000MHz  
 Operator: CCH

Work Order - R2559  
 EUT Power Input - 52VDC POE  
 Test Site - CH1  
 Conditions - 24.3°C; 32%RH; 1030mBar  
 Witnessed by - N/A  
 EUT Maximum Frequency - 5920MHz

## Notes:

Low Channel 5875MHz 9Mbps 20MHz BW power reduced to -1dBm

Data Taken at May 19 2018

Frequency (MHz)	Peak Reading (dBμV)	Correction Factor (dB/m)	Adjusted Peak Amplitude (dBμV/m)	Lim1: FCC_pt90M (dBμV/m)	Lim1 Margin (dB)	Lim1 Test Results (Pass/Fail)	Worst Margin Lim1 (dB)
31.164	43.5	-2.6	40.9	70.2	-29.3	PASS	-29.3
480.031	35.5	-3.6	31.9	70.2	-38.3	PASS	
500.014	35	-3.6	31.4	70.2	-38.8	PASS	
749.982	31.3	0.1	31.4	70.2	-38.8	PASS	
874.991	31.2	2.1	33.3	70.2	-36.9	PASS	
999.976	32.3	3.8	36.1	70.2	-34.1	PASS	

## 30-1000MHz Low channel 20MHz

Since emissions at low channel were more than 20dB below the limits, high channel was not tested in this range.



Curtis Straus - a Bureau Veritas Company  
 Radiated Emissions Electric Field 3m Distance  
 Top Peaks Horizontal 1-6GHz  
 Operator: CCH

Work Order - R2559  
 EUT Power Input - 52VDC POE  
 Test Site - CH1  
 Conditions - 24.3°C; 32%RH; 1030mBar  
 Witnessed by - N/A

Notes:  
 Center Channel 5875MHz 9Mbps 20MHz BW power reduced to - EUT Maximum Frequency - 5920MHz

Data Taken at May 21 2018

Frequency (MHz)	Raw Peak Reading (dBμV)	Correction Factor (dB/m)	Adjusted Peak Amplitude (dBμV/m)	Pk Lim: FCC_pt90M (dBμV/m)	Margin to Peak Limit (dB)	Peak Limit Results (Pass/Fail)	Peak Limit Worst Margin (dB)	Av Lim: FCC_pt90M (dBμV/m)	Margin to Avg Limit (dB)	Avg Limit Results (Pass/Fail)	Avg Limit Worst Margin (dB)
1062.5	35.4	2.3	37.7	70.2	-32.5	PASS		70.2	-32.5	PASS	
1299.88	34.4	4.6	39	70.2	-31.2	PASS		70.2	-31.2	PASS	
2465.13	36.5	10.2	46.6	70.2	-23.6	PASS		70.2	-23.6	PASS	
5261.63	38	13.1	51.1	70.2	-19.1	PASS	-19.1	70.2	-19.1	PASS	-19.1
5277.88	37.9	13.1	51	70.2	-19.2	PASS		70.2	-19.2	PASS	

Curtis Straus - a Bureau Veritas Company  
 Radiated Emissions Electric Field 3m Distance  
 Top Peaks Vertical 1-6GHz  
 Operator: CCH

Work Order - R2559  
 EUT Power Input - 52VDC POE  
 Test Site - CH1  
 Conditions - 24.3°C; 32%RH; 1030mBar  
 Witnessed by - N/A

Notes:  
 Center Channel 5875MHz 9Mbps 20MHz BW power reduced to - EUT Maximum Frequency - 5920MHz

Data Taken at May 21 2018

Frequency (MHz)	Raw Peak Reading (dBμV)	Correction Factor (dB/m)	Adjusted Peak Amplitude (dBμV/m)	Pk Lim: FCC_pt90M (dBμV/m)	Margin to Peak Limit (dB)	Peak Limit Test Results (Pass/Fail)	Peak Limit Worst Margin (dB)	Av Lim: FCC_pt90M (dBμV/m)	Margin to Average Limit (dB)	Average Limit Test Result (Pass/Fail)	Average Limit Worst Margin (dB)
2461.5	41.6	10.1	51.8	70.2	-18.4	PASS		70.2	-18.4	PASS	
5259.25	38.8	13.1	51.9	70.2	-18.3	PASS	-18.3	70.2	-18.3	PASS	-18.3
5278.5	35.4	13.1	48.5	70.2	-21.7	PASS		70.2	-21.7	PASS	
5573.13	35.9	13.4	49.3	70.2	-20.9	PASS		70.2	-20.9	PASS	
5745.88	36.4	13.7	50.2	70.2	-20	PASS		70.2	-20	PASS	

1-6GHz Low Channel 20MHz

Curtis Straus - a Bureau Veritas Company  
 Radiated Emissions Electric Field 3m Distance  
 Top Peaks Horizontal 1-6GHz  
 Operator: CCH  
 Notes:

Work Order - R2559  
 EUT Power Input - 52VDC POE  
 Test Site - CH1  
 Conditions - 24.3°C; 32%RH; 1030mBar  
 Witnessed by - N/A

High Channel 5905MHz 9Mbps 20MHz BW power reduced to 0dB EUT Maximum Frequency - 5920MHz

Data Taken at May 21 2018

Frequency (MHz)	Raw Peak Reading (dBμV)	Correction Factor (dB/m)	Adjusted Peak Amplitude (dBμV/m)	Pk Lim: FCC_pt90M (dBμV/m)	Margin to Peak Limit (dB)	Peak Limit Results (Pass/Fail)	Peak Limit Worst Margin (dB)	Av Lim: FCC_pt90M (dBμV/m)	Margin to Avg Limit (dB)	Avg Limit Results (Pass/Fail)	Avg Limit Worst Margin (dB)
2461.38	39.8	10.1	49.9	70.2	-20.3	PASS		70.2	-20.3	PASS	
5262.25	38.2	13.1	51.4	70.2	-18.8	PASS	-18.8	70.2	-18.8	PASS	-18.8
5275.13	37.7	13.1	50.8	70.2	-19.4	PASS		70.2	-19.4	PASS	

Curtis Straus - a Bureau Veritas Company  
 Radiated Emissions Electric Field 3m Distance  
 Top Peaks Vertical 1-6GHz  
 Operator: CCH  
 Notes:

Work Order - R2559  
 EUT Power Input - 52VDC POE  
 Test Site - CH1  
 Conditions - 24.3°C; 32%RH; 1030mBar  
 Witnessed by - N/A

High Channel 5905MHz 9Mbps 20MHz BW power reduced to 0dB EUT Maximum Frequency - 5920MHz

Data Taken at May 21 2018

Frequency (MHz)	Raw Peak Reading (dBμV)	Correction Factor (dB/m)	Adjusted Peak Amplitude (dBμV/m)	Pk Lim: FCC_pt90M (dBμV/m)	Margin to Peak Limit (dB)	Peak Limit Test Results (Pass/Fail)	Peak Limit Worst Margin (dB)	Av Lim: FCC_pt90M (dBμV/m)	Margin to Average Limit (dB)	Average Limit Test Result (Pass/Fail)	Average Limit Worst Margin (dB)
1000.13	35.9	1.9	37.8	70.2	-32.4	PASS		70.2	-32.4	PASS	
2461.88	39.3	10.1	49.5	70.2	-20.7	PASS		70.2	-20.7	PASS	
5253	37.9	13.2	51.1	70.2	-19.1	PASS	-19.1	70.2	-19.1	PASS	-19.1
5267.25	35.4	13.1	48.5	70.2	-21.7	PASS		70.2	-21.7	PASS	
5280	35.6	13.1	48.7	70.2	-21.5	PASS		70.2	-21.5	PASS	

### 1-6GHz High Channel 20MHz



Curtis Straus - a Bureau Veritas Company	Work Order - R2559
Radiated Emissions Electric Field 1m Distance	EUT Power Input - 52VDC POE
Top Peaks Horizontal 6-18GHz	Test Site - CH1
Operator: CCH	Conditions - 24.3°C; 32%RH; 1030mBar
Notes:	Witnessed by - N/A
Low Channel 5875MHz 9Mbps 20MHz BW power reduced to -1dBm	EUT Maximum Frequency - 5920MHz
Data Taken at May 19 2018	

Frequency (MHz)	Raw Peak Reading (dBμV)	Correction Factor (dB/m)	Adjusted Peak Amplitude (dBμV/m)	Pk Lim: FCC_pt90M (dBμV/m)	Margin to Peak Limit (dB)	Peak Limit Test Results (Pass/Fail)	Peak Limit Worst Margin (dB)	Av Lim: FCC_pt90M (dBμV/m)	Margin to Avg Limit (dB)	Avg Limit Test Results (Pass/Fail)	Avg Limit Worst Margin (dB)
10630.2	44.1	12.3	56.3	79.7	-23.4	PASS		79.7	-23.4	PASS	
14442.3	44.7	16	60.8	79.7	-18.9	PASS		79.7	-18.9	PASS	
17937.9	43.5	24	67.5	79.7	-12.2	PASS	-12.2	79.7	-12.2	PASS	-12.2

Curtis Straus - a Bureau Veritas Company	Work Order - R2559
Radiated Emissions Electric Field 1m Distance	EUT Power Input - 52VDC POE
Top Peaks Vertical 6-18GHz	Test Site - CH1
Operator: CCH	Conditions - 24.3°C; 32%RH; 1030mBar
Notes:	Witnessed by - N/A
Low Channel 5875MHz 9Mbps 20MHz BW power reduced to -1dBm	EUT Maximum Frequency - 5920MHz
Data Taken at May 19 2018	

Frequency (MHz)	Raw Peak Reading (dBμV)	Correction Factor (dB/m)	Adjusted Peak Amplitude (dBμV/m)	Pk Lim: FCC_pt90M (dBμV/m)	Margin to Peak Limit (dB)	Peak Limit Test Results (Pass/Fail)	Peak Limit Worst Margin (dB)	Av Lim: FCC_pt90M (dBμV/m)	Margin to Avg Limit (dB)	Avg Limit Test Results (Pass/Fail)	Avg Limit Worst Margin (dB)
14506.5	44.7	16	60.7	79.7	-19	PASS		79.7	-19	PASS	
17995.5	42.5	24.6	67	79.7	-12.7	PASS	-12.7	79.7	-12.7	PASS	-12.7

## 6-18GHz Low Channel 20MHz

Curtis Straus - a Bureau Veritas Company  
 Radiated Emissions Electric Field 1m Distance  
 Top Peaks Horizontal 6-18GHz  
 Operator: CCH  
 Notes:

Work Order - R2559  
 EUT Power Input - 52VDC POE  
 Test Site - CH1  
 Conditions - 24.3°C; 32%RH; 1030mBar  
 Witnessed by - N/A

High Channel 5905MHz 9Mbps 20MHz BW power reduced to 0dE EUT Maximum Frequency - 5920MHz

Data Taken at May 19 2018

Frequency (MHz)	Raw Peak Reading (dBμV)	Correction Factor (dB/m)	Adjusted Peak Amplitude (dBμV/m)	Pk Lim: FCC_pt90M (dBμV/m)	Margin to Peak Limit (dB)	Peak Limit Test Results (Pass/Fail)	Peak Limit Worst Margin (dB)	Av Lim: FCC_pt90M (dBμV/m)	Margin to Avg Limit (dB)	Avg Limit Test Results (Pass/Fail)	Avg Limit Worst Margin (dB)
14455.2	44.3	16	60.3	79.7	-19.4	PASS		79.7	-19.4	PASS	
17937.6	43.7	24	67.7	79.7	-12	PASS	-12	79.7	-12	PASS	-12

Curtis Straus - a Bureau Veritas Company  
 Radiated Emissions Electric Field 1m Distance  
 Top Peaks Vertical 6-18GHz  
 Operator: CCH  
 Notes:

Work Order - R2559  
 EUT Power Input - 52VDC POE  
 Test Site - CH1  
 Conditions - 24.3°C; 32%RH; 1030mBar  
 Witnessed by - N/A

High Channel 5905MHz 9Mbps 20MHz BW power reduced to 0dE EUT Maximum Frequency - 5920MHz

Data Taken at May 19 2018

Frequency (MHz)	Raw Peak Reading (dBμV)	Correction Factor (dB/m)	Adjusted Peak Amplitude (dBμV/m)	Pk Lim: FCC_pt90M (dBμV/m)	Margin to Peak Limit (dB)	Peak Limit Test Results (Pass/Fail)	Peak Limit Worst Margin (dB)	Av Lim: FCC_pt90M (dBμV/m)	Margin to Avg Limit (dB)	Avg Limit Test Results (Pass/Fail)	Avg Limit Worst Margin (dB)
14208.6	44.9	16.5	61.4	79.7	-18.3	PASS		79.7	-18.3	PASS	
17948.4	43.1	24.1	67.2	79.7	-12.5	PASS	-12.5	79.7	-12.5	PASS	-12.5

### 6-18GHz High Channel 20MHz

#### Radiated Emissions Table

Date: 22-May-18		Company: Lear Corp.				Work Order: R2559									
Engineer: Chris Hamel		EUT Desc: RSU				EUT Operating Voltage/Frequency: 52V DC POE									
Temp: 22.4°C		Humidity: 38%				Pressure: 1022mBar									
Frequency Range: 18-40GHz								Measurement Distance: 0.1 m							
Notes: No Emissions Found Low, High Channels 9Mbps 20MHz BW								EUT Max Freq:							
Antenna Polarization (H/V)	Frequency (MHz)	Peak Reading (dBµV)	Average Reading (dBµV)	Preamp Factor (dB)	Antenna Factor (dB/m)	Cable Factor (dB)	Adjusted Peak Reading (dBµV/m)	Adjusted Avg Reading (dBµV/m)	FCC Class A High Frequency - Peak			FCC Class A High Frequency - Average			
									Limit (dBµV/m)	Margin (dB)	Result (Pass/Fail)	Limit (dBµV/m)	Margin (dB)	Result (Pass/Fail)	
Table Result:		Pass		by		N/A dB				Worst Freq:		N/A MHz			
Test Site: EMI Chamber 1				Cable 1: Asset #2323				Cable 2: ---				Cable 3: ---			
Analyzer: Gold				Preamp: 18-26.5GHz				Antenna: 18-26.5GHz Horn				Preselector: ---			
CSsoft Radiated Emissions Calculator v 1.017.203														Copyright Curtis-Straus LLC 2000	
Adjusted Reading = Reading - Preamp Factor + Antenna Factor + Cable Factor															
Test Site: EMI Chamber 1				Cable 1: Asset #2323				Cable 2: Asset #2324				Cable 3: ---			
Analyzer: Gold				Preamp: 40GHz Mixer				Antenna: 40GHz Mixer				Preselector: ---			
CSsoft Radiated Emissions Calculator v 1.017.203														Copyright Curtis-Straus LLC 2000	
Adjusted Reading = Reading - Preamp Factor + Antenna Factor + Cable Factor															

### 18-40GHz All Channels 20MHz



Curtis-Straus LLC, a wholly owned subsidiary of BV CPS  
 One Distribution Center Circle, #1 • Littleton, MA • TEL (978) 486-8880 • FAX (978) 486-8828



Rev. 5/21/2018							
<b>Spectrum Analyzers / Receivers / Preselectors</b>	<b>Range</b>	<b>MN</b>	<b>Mfr</b>	<b>SN</b>	<b>Asset</b>	<b>Cat</b>	<b>Calibration Due</b>
Gold	100Hz-26.5 GHz	E4407B	Agilent	MY45113816	1284	I	3/19/2019
Rental MXE EMI Receiver(1170725)	20Hz-26.5GHz	N9038A	Agilent	MY51210151	1170725	I	4/10/2019
<b>Radiated Emissions Sites</b>	<b>FCC Code</b>	<b>IC Code</b>	<b>VCCI Code</b>	<b>Range</b>	<b>Asset</b>	<b>Cat</b>	<b>Calibration Due</b>
EMI Chamber 1	719150	2762A-6	A-0015	30-1000MHz	1685	I	12/21/2018
EMI Chamber 1	719150	2762A-6	A-0015	1-18GHz	1685	I	12/21/2018
<b>Mixers/Diplexers</b>	<b>Range</b>	<b>MN</b>	<b>Mfr</b>	<b>SN</b>	<b>Asset</b>	<b>Cat</b>	<b>Calibration Due</b>
Mixer / Horn	26.5-40 GHz	11970A	Agilent	3003A10230	2154	I	3/12/2019
<b>Preamps / Couplers Attenuators / Filters</b>	<b>Range</b>	<b>MN</b>	<b>Mfr</b>	<b>SN</b>	<b>Asset</b>	<b>Cat</b>	<b>Calibration Due</b>
2443 PA	9KHz-6GHz	BBV9744	SCWARZBECK	63	2443	I	2/5/2019
2111 HF Preamp	0.5-18GHz	PAM-118A	COM-POWER	551063	2111	II	11/19/2018
HF (Yellow)	18-26.5GHz	AFS4-18002650-60-8P-4	CS	467559	1266	II	10/16/2018
<b>Antennas</b>	<b>Range</b>	<b>MN</b>	<b>Mfr</b>	<b>SN</b>	<b>Asset</b>	<b>Cat</b>	<b>Calibration Due</b>
Red-Brown Bilog	30-2000MHz	JB1	Sunol	A0032406	1218	I	1/13/2019
Black Horn	1-18GHz	3115	EMCO	9703-5148	56	I	8/29/2018
HF (White) Horn	18-26.5GHz	801-WLM	Waveline	758	758	III	Verify before Use
Blue Horn	1-18Ghz	3117	ETS	157647	1861	I	2/14/2019
<b>Meteorological Meters/Chambers</b>		<b>MN</b>	<b>Mfr</b>	<b>SN</b>	<b>Asset</b>	<b>Cat</b>	<b>Calibration Due</b>
TH A#2080		HTC-1	HDE		2080	II	3/22/2019
Barometric A#2160		5396-0321	Monarch Instruments	4000060	2160	I	4/13/2019
<b>Cables</b>	<b>Range</b>		<b>Mfr</b>			<b>Cat</b>	<b>Calibration Due</b>
Asset #2456	9KHz-18GHz		MegaPhase			II	10/29/2018
Asset #2465	9KHz-18GHz		MegaPhase			II	10/29/2018
Asset #2480	9KHz-18GHz		MegaPhase			II	10/29/2018
Asset #2323	1-26.5GHz	TM26-S1S1-120	MEGAPHASE	17139101 002	2323	II	8/19/2018
Asset #2324	1-26.5GHz	TM26-S1S1-120	MEGAPHASE	17139101 001	2324	II	8/19/2018
All equipment is calibrated using standards traceable to NIST or other nationally recognized calibration standard.							

## Measurement Uncertainty

The listed uncertainties are the worst case uncertainty for the entire range of measurement. Please note that the uncertainty values are provided for informational purposes only and are not used in determining the PASS/FAIL results.

Measurement	Expanded Uncertainty k=2	Maximum allowable uncertainty
Radiated Emissions (30-1000MHz)		
NIST	5.6dB	N/A
CISPR	4.6dB	5.2dB (Ucisp)
Radiated Emissions (1-26.5GHz)	4.6dB	N/A
Radiated Emissions (above 26.5GHz)	4.9dB	N/A
Magnetic Radiated Emissions	5.6dB	N/A
Conducted Emissions		
NIST	3.9dB	N/A
CISPR	3.6dB	3.6dB (Ucisp)
Telco Conducted Emissions (Current)	2.9dB	N/A
Telco Conducted Emissions (Voltage)	4.4dB	N/A
Electrostatic Discharge	11.5%	N/A
Radiated RF Immunity (Uniform Field)	1.6dB	N/A
Electrical Fast Transients	23.1%	N/A
Surge	23.1%	N/A
Conducted RF Immunity	3dB	N/A
Magnetic Immunity	12.8%	N/A
Dips and Interrupts	2.3V	N/A
Harmonics	3.5%	N/A
Flicker	3.5%	N/A
Radio frequency (@ 2.4GHz)	$3.23 \times 10^{-8}$	$1 \times 10^{-7}$
RF power, conducted	0.40dB	0.75dB
Maximum frequency deviation:		
• Within 300Hz and 6kHz of audio frequency / Within 6kHz and 25kHz of audio frequency	3.4% 0.3dB	5% 3dB
Adjacent channel power	1.9dB	3dB
Conducted spurious emission of transmitter, valid up to 12.75GHz	2.39dB	3dB
Conducted emission of receivers	1.3dB	3dB
Radiated emission of transmitter, valid up to 26.5GHz	3.9dB	6dB
Radiated emission of transmitter, valid up to 80GHz	3.3dB	6dB
Radiated emission of receiver, valid up to 26.5GHz	3.9dB	6dB
Radiated emission of receiver, valid up to 80GHz	3.3dB	6dB
Humidity	2.37%	5%
Temperature	0.7°C	1.0°C
Time	4.1%	10%
RF Power Density, Conducted	0.4dB	3dB
DC and low frequency voltages	1.3%	3%
Voltage (AC, <10kHz)	1.3%	2%
Voltage (DC)	0.62%	1%
The above reflects a 95% confidence level		

## Conditions Of Testing

[Bureau Veritas Consumer Products Services, Inc., a Massachusetts corporation], and/or its affiliates (collectively, the "Company") will conduct, at the request of the Submitter ("Client"), the tests specified on the submitted Test Request Form or equivalent in accordance with, and subject to, the following terms and conditions (collectively, "Conditions"):

1. All orders for tests are subject to acceptance by the Company, and no order will constitute a binding commitment of the Company unless and until such order is accepted by it, as evidenced by the issuance of a written report ("Test Report") by the Company. The Test Report is issued solely by the Company, is intended for the exclusive use of Client and shall not be published, used for advertising purposes, copied or replicated for distribution to any other person or entity or otherwise publicly disclosed without the prior written consent of the Company. By submitting a request for services to the Company, Client consents to the disclosure to accreditation bodies of those records of Client relevant to the accreditation body's assessment of the Company's competence and compliance with relevant accreditation criteria. The Company shall not be liable for any loss or damage whatsoever resulting from the failure of the Company to provide its services within any time period for completion estimated by the Company. If Client anticipates using the Test Report in any legal proceeding, arbitration, dispute resolution forum or other proceeding, it shall so notify the Company prior to submitting the Test Report in such proceeding. The Company has no obligation to provide a fact or expert witness at such proceeding unless the Company agrees in advance to do so for a separate and additional fee.

2. The Test Report will set forth the findings of the Company solely with respect to the test samples identified therein. Unless specifically and expressly indicated in the Test Report, the results set forth in such Test Report are not intended to be indicative or representative of the quality or characteristics of the lot from which a test sample is taken, and Client shall not rely upon the Test Report as being so indicative or representative of the lot or of the tested product in general. The Test Report will reflect the findings of the Company at the time of testing only, and the Company shall have no obligation to update the Test Report after its issuance. The Test Report will set forth the results of the tests performed by the Company based upon the written information provided to the Company. The Test Report will be based solely on the samples and written information submitted to the Company by Client, and the Company shall not be obligated to conduct any independent investigation or inquiry with respect thereto.

3. The Company may, in its sole discretion, destroy samples which have been furnished to the Company for testing and which have not been destroyed in the course of testing. The Company may delegate the performance of all or a portion of the services contemplated hereunder to an affiliate, agent or subcontractor of the Company, and Client consents to such delegation.

4. These Conditions and the Test Report represent the entire understanding of the parties hereto with respect to the subject matter hereof and of the Test Report, and no modification, variance or extrapolation with respect thereto shall be permitted without the prior written consent of the Company.

5. The names, service marks, trademarks and copyrights of the Company and its affiliates, including the names "BUREAU VERITAS," "BUREAU VERITAS CONSUMER PRODUCTS SERVICES," "BVCPS," "MTL," "ACTS," "MTL-ACTS" and CURTIS-STRAUS (collectively, the "Marks") are and shall remain the sole property of the Company or its affiliates and shall not be used by Client except solely to the extent that Client obtains the prior written approval of the Company and then only in the manner prescribed by the Company. Client shall not contest the validity of the Marks or take any action that might impair the value or goodwill associated with the Marks or the image or reputation of the Company or its affiliates.

6. Payment in full shall be due 30 days after the date of invoice. Interest shall be due on overdue amounts from the due date until paid at an interest rate of 1.5% per month or, if less, the maximum rate permitted by law. The Company reserves the right, at any time and from time to time, to revoke any credit extended to Client. Client shall reimburse the Company for any costs it incurs in collecting past due amounts, including court costs and fees and expenses of attorneys and collection agencies. The Test Report may not be used or relied upon by Client if and for so long as Client fails to pay when due any invoice issued by the Company or any affiliate of it to Client or any affiliate or subsidiary of Client together with interest and penalties, if any, accrued thereon.

7. The Company disclaims any and all responsibility or liability arising out of or in connection with e-mail transmissions of such information.

8. Client understands and agrees that the Company is neither an insurer nor a guarantor, that the Company does not take the place of Client or any designer, manufacturer, agent, buyer, distributor or transportation or shipping company, and that the Company disclaims all liability in such capacities. Client further understands that if it seeks assurance against loss or damage, it should obtain appropriate insurance.

9. Client agrees that the Company, by providing the services, does not take the place of Client nor any third party, nor does the Company release them from any of their obligations, nor does the Company otherwise assume, abridge, abrogate or undertake to discharge any duty of any third party to Client or any duty of Client or any third party to any other third party, and Client will not release any third party from its obligations and duties with respect to the tested goods.

10. Client shall, on a timely basis, (a) provide adequate instructions to the Company in order to enable the Company to perform properly its services, (b) provide, or cause Client's suppliers and contractors to provide, the Company with all documents necessary to enable the Company to perform its services, (c) furnish the Company with all relevant information regarding Client's intended use and purposes of the tested goods, (d) advise the Company of essential dates and deadlines relevant to the tested goods and (e) fully exercise all rights and remedies available to Client against third parties in respect of the tested goods.

11. The Company shall undertake due care and ordinary skill in the performance of its services to Client, and the Company shall accept responsibility only where such skill has not been exercised and, even in such event, only to the extent of the limitation of liability set forth herein.

12. If Client desires to assert a claim arising from or relating to (i) the performance, purported performance or non-performance of any services by the Company or (ii) the sale, resale, manufacture, distribution or use of any tested goods, it must submit that claim to the Company in a writing that sets forth with particularity the basis for such claim within 60 days from discovery of the potential claim and not more than six months after the date of issuance of the Test Report to Client. Client waives any and all such claims including, without limitation, claims that the Test Report is inaccurate, incomplete or misleading or that additional or different testing is required, unless and then only to the extent that Client submits a written claim to the Company within both such time periods.

13. CLIENT SHALL, EXCEPT TO THE EXTENT OF COMPANY'S LIABILITY TO CLIENT HEREUNDER (WHICH IN NO EVENT SHALL EXCEED THE LIMITATION OF LIABILITY HEREIN), HOLD HARMLESS AND INDEMNIFY THE COMPANY, ITS AFFILIATES AND THEIR RESPECTIVE DIRECTORS, OFFICERS, EMPLOYEES, AGENTS AND SUBCONTRACTORS AGAINST ALL ACTUAL OR ALLEGED THIRD PARTY CLAIMS FOR LOSS, DAMAGE OR EXPENSE OF WHATSOEVER NATURE AND HOWSOEVER ARISING FROM OR RELATING TO (i) THE PERFORMANCE, PURPORTED PERFORMANCE OR NON-PERFORMANCE OF ANY SERVICES BY THE COMPANY OR (ii) THE SALE, RESALE, MANUFACTURE, DISTRIBUTION OR USE OF ANY TESTED GOODS.

14. EXCEPT AS MAY OTHERWISE BE EXPRESSLY AGREED TO IN WRITING BY THE COMPANY AND NOTWITHSTANDING ANY PROVISION TO THE CONTRARY CONTAINED HEREIN OR IN ANY TEST REPORT, NO WARRANTY OR GUARANTEE, EXPRESS OR IMPLIED, INCLUDING ANY WARRANTY OF MERCHANTABILITY OR FITNESS FOR A PARTICULAR PURPOSE OR USE, IS MADE.



Curtis-Straus LLC, a wholly owned subsidiary of BV CPS

One Distribution Center Circle, #1 • Littleton, MA • TEL (978) 486-8880 • FAX (978) 486-8828



15. (A) IN NO EVENT WHATSOEVER SHALL THE COMPANY BE LIABLE FOR ANY CONSEQUENTIAL, SPECIAL, INCIDENTAL, EXEMPLARY OR PUNITIVE DAMAGES IN CONNECTION WITH, RELATING TO OR ARISING OUT OF THE TEST REPORT OR THE SERVICES PROVIDED BY THE COMPANY HEREUNDER, INCLUDING WITHOUT LIMITATION LOSS OF OR DAMAGE TO PROPERTY; LOSS OF INCOME, PROFIT OR USE; OR ANY CLAIMS OR DEMANDS MADE AGAINST CLIENT OR ANY OTHER PERSON BY ANY THIRD PARTY IN CONNECTION WITH, RELATING TO OR ARISING OUT OF THE SERVICES PROVIDED BY THE COMPANY HEREUNDER.

(B) NOTWITHSTANDING ANY PROVISION TO THE CONTRARY CONTAINED HEREIN, AND IN RECOGNITION OF THE RELATIVE RISKS AND BENEFITS TO CLIENT AND THE COMPANY ASSOCIATED WITH THE TESTING SERVICES CONTEMPLATED HEREBY, THE RISKS HAVE BEEN ALLOCATED SUCH THAT UNDER NO CIRCUMSTANCES WHATSOEVER SHALL THE LIABILITY OF THE COMPANY TO CLIENT OR ANY THIRD PARTY IN RESPECT OF ANY CLAIM FOR LOSS, DAMAGE OR EXPENSE, OF WHATSOEVER NATURE OR MAGNITUDE, AND HOWSOEVER ARISING, EXCEED AN AMOUNT EQUAL TO FIVE (5) TIMES THE AMOUNT OF THE FEES PAID TO THE COMPANY FOR THE SPECIFIC SERVICES WHICH GAVE RISE TO SUCH CLAIM OR U.S.\$10,000, WHICHEVER IS THE LESSER AMOUNT.

16. The Company shall not be liable for any loss or damage resulting from any delay or failure in performance of its obligations hereunder resulting directly or indirectly from any event of force majeure or any event outside the control of the Company. If any such event occurs, the Company may immediately cancel or suspend its performance hereunder without incurring any liability whatsoever to Client.

17. Company's services, including these Conditions, shall be governed by, and construed in accordance with, the local laws of the country where the Company performs the tests or, in the case of tests performed in the United States of America, the laws of Massachusetts without regard to conflicts of laws principles. If any aspect(s) of these Conditions is found to be illegal or unenforceable, the validity, legality and enforceability of all remaining aspects of these Conditions shall not in any way be affected or impaired thereby. Any proceeding related to the subject matter hereof shall be brought, if at all, in the courts of the country where the Company performs the tests or, in the case of tests performed in the United States of America, in the courts of Massachusetts. Client waives the right to interpose any counterclaim or setoffs of any nature in any litigation arising hereunder.

The complete list of the Approved Subcontractors Curtis-Straus may use to delegate the performance of work can be provided upon request.  
Rev.160009121(2)\_#684340 v14CS



**Appendix A:**

**ER2559-1 Appendix A**  
**CFR Title 47 FCC Part 90 Subpart M**  
**Regulations Governing the Licensing and Use of Frequencies in the 5850-5925 MHz Band for**  
**Dedicated Short-Range Communications Service (DSRCS)**

**DUT Information**

Model: Locomate Roadstar RSU  
Manufacturer: Lear Corporation  
Serial Number: GClocomate300rsu00066

**802.11p**

Channel Bandwidth	Frequency, MHz	Channel
10 MHz	5860	172
	5870	174
	5880	176
	5890	178
	5900	180
	5910	182
	5920	184
20 MHz	5875	175
	5905	181

Antenna Gain	5dBi
Number of transmit chains	4
Equipment Type	Licensed Non-Broadcast Station Transmitter

**Test Equipment Used:**

<b>Spectrum Analyzers / Receivers /Preselectors</b>	<b>Range</b>	<b>MN</b>	<b>Mfr</b>	<b>SN</b>	<b>Asset</b>	<b>Cat</b>	<b>Calibration Due</b>	<b>Calibrated on</b>
FSV40 Signal/Spectrum Analyzer	10Hz-40GHz	FSV40	ROHDE & SCHWARZ	101551	2200	I	6/30/2018	6/30/2017
<b>Power/Noise Meters</b>		<b>MN</b>	<b>Mfr</b>	<b>SN</b>	<b>Asset</b>	<b>Cat</b>	<b>Calibration Due</b>	<b>Calibrated on</b>
OSP - open switch and control platform	30MHz-18GHz	OSP120	ROHDE & SCHWARZ	101674		I	6/1/2018	6/1/2017
<b>Cables</b>	<b>Range</b>		<b>Mfr</b>			<b>Cat</b>	<b>Calibration Due</b>	<b>Calibrated on</b>
DUT1	30MHz-26GHz		Micro-Coax			II	6/21/2018	6/21/2017
DUT2	30MHz-26GHz		Micro-Coax			II	6/22/2018	6/22/2017
DUT3	30MHz-26GHz		Micro-Coax			II	6/23/2018	6/23/2017
DUT4	30MHz-26GHz		Micro-Coax			II	6/24/2018	6/24/2017
<b>Attenuators / Couplers</b>	<b>Range</b>	<b>MN</b>	<b>Mfr</b>	<b>SN</b>	<b>Asset</b>	<b>Cat</b>	<b>Calibration Due</b>	<b>Calibrated on</b>
10dB Attenuator-01 Brown	30MHz-26GHz		Mini Curcuits			II	7/13/2018	7/14/2017
10dB Attenuator-02 Yellow	30MHz-26GHz		Mini Curcuits			II	7/13/2018	7/14/2017
10dB Attenuator-03 Red	30MHz-26GHz		Mini Curcuits			II	7/13/2018	7/14/2017
10dB Attenuator-04 orange	30MHz-26GHz		Mini Curcuits			II	7/13/2018	7/14/2017

All equipment is calibrated using standards traceable to NIST or other nationally recognized calibration standard.



**Test Results Summary**

Requirement	FCC Rule Part	Results
RF Output Power	90.379	Pass
EIRP	90.377	Pass
Transmit Spectrum Mask	90.379	Pass
Conducted Spurious Emissions	90.379, 2.1051	Pass
99% Occupied Bandwidth	2.1049	Pass
Frequency Stability	90.379, 2.1055	Pass

## Conducted RMS Average Output Power and EIRP

Measurement Method: ANSI C63.26-2015 Section 5.2.4.2

Measurement uncertainty calculated in accordance with ETSI TR 100 028-1. Expanded Combined Uncertainty of absolute Level Measurement (K=2) < 1 dB

### 10MHz Channel Bandwidth

Channel / Frequency (MHz)	Rate (Mbps)	RMS (dBm)				Total RMS (dBm)	Ant. Gain (dBi)	Total EIRP (dBm)	Limit Conducted /EIRP (dBm)	Result
		Transmit Chains								
		TX1A	TX1B	TX2A	TX2B					
172 / 5860	3	13.945	16.34	15.233	13.542	20.928	5	25.928	28.8 / 33	Pass
	4.5	13.846	16.319	15.255	13.565	20.911	5	25.911	28.8 / 33	Pass
	6	13.884	16.253	15.316	13.612	20.921	5	25.921	28.8 / 33	Pass
	9	14.13	16.569	15.536	13.842	21.181	5	26.181	28.8 / 33	Pass
	12	14.003	16.437	15.344	13.674	21.027	5	26.027	28.8 / 33	Pass
	18	13.614	16.315	15.251	13.441	20.841	5	25.841	28.8 / 33	Pass
	24	13.882	16.365	15.246	13.52	20.924	5	25.924	28.8 / 33	Pass
	27	13.841	16.417	15.315	13.477	20.945	5	25.945	28.8 / 33	Pass
178 / 5890	3	13.99	16.233	14.934	12.885	20.706	5	25.706	28.8 / 33	Pass
	4.5	13.84	16.192	14.923	12.861	20.652	5	25.652	28.8 / 33	Pass
	6	13.92	16.891	14.911	12.794	20.918	5	25.918	28.8 / 33	Pass
	9	13.981	16.362	14.973	12.918	20.766	5	25.766	28.8 / 33	Pass
	12	13.975	16.271	15.1	12.993	20.778	5	25.778	28.8 / 33	Pass
	18	13.596	16.255	15.065	12.67	20.633	5	25.633	28.8 / 33	Pass
	24	13.953	16.279	14.99	12.791	20.714	5	25.714	28.8 / 33	Pass
	27	13.836	16.257	15.077	12.77	20.702	5	25.702	28.8 / 33	Pass
180 / 5900	3	3.62	5.638	4.275	-0.686	9.775	5	14.775	10 / 23	Pass
	4.5	2.563	4.796	3.616	1.266	9.273	5	14.273	10 / 23	Pass
	6	1.386	4.817	3.517	1.38	9.047	5	14.047	10 / 23	Pass
	9	3.631	5.661	4.623	-0.273	9.925	5	14.925	10 / 23	Pass
	12	2.714	4.889	3.572	1.431	9.353	5	14.353	10 / 23	Pass
	18	2.403	4.774	3.566	-1.398	8.887	5	13.887	10 / 23	Pass
	24	2.521	4.742	3.516	0.418	9.091	5	14.091	10 / 23	Pass
	27	2.452	4.785	3.524	0.593	9.12	5	14.12	10 / 23	Pass
182 / 5910	3	2.545	4.737	3.5	0.896	9.16	5	14.16	10 / 23	Pass
	4.5	3.786	5.637	3.411	0.958	9.774	5	14.774	10 / 23	Pass
	6	2.55	4.639	3.399	0.938	9.105	5	14.105	10 / 23	Pass
	9	2.561	4.709	3.516	0.982	9.17	5	14.17	10 / 23	Pass
	12	2.765	4.566	3.321	1.161	9.142	5	14.142	10 / 23	Pass
	18	2.578	4.664	3.411	-0.819	8.898	5	13.898	10 / 23	Pass
	24	2.587	4.438	3.393	0.068	8.917	5	13.917	10 / 23	Pass
	27	2.613	4.663	3.499	0.111	9.039	5	14.039	10 / 23	Pass
184 / 5920	3	14.268	15.826	15.049	12.391	20.58	5	25.58	28.8 / 33	Pass
	4.5	14.316	15.937	14.962	12.396	20.605	5	25.605	28.8 / 33	Pass
	6	14.198	15.968	14.892	12.452	20.578	5	25.578	28.8 / 33	Pass
	9	14.387	15.969	15.107	12.483	20.686	5	25.686	28.8 / 33	Pass
	12	14.343	15.957	14.994	12.507	20.644	5	25.644	28.8 / 33	Pass
	18	14.237	16.105	14.979	12.26	20.63	5	25.63	28.8 / 33	Pass
	24	14.291	15.953	14.835	12.319	20.559	5	25.559	28.8 / 33	Pass
	27	13.953	15.893	14.838	12.095	20.428	5	25.428	28.8 / 33	Pass



BUREAU  
VERITAS

Curtis-Straus LLC, a wholly owned subsidiary of BV CPS

One Distribution Center Circle, #1 • Littleton, MA • TEL (978) 486-8880 • FAX (978) 486-8828



## 20MHz Channel Bandwidth

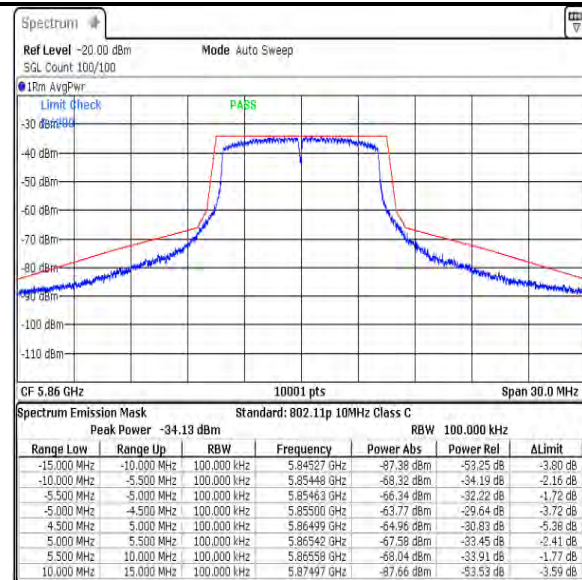
Channel / Frequency (MHz)	Rate (Mbps)	RMS (dBm)				Total RMS (dBm)	Ant. Gain (dBi)	Total EIRP (dBm)	Limit Conducted /EIRP (dBm)	Result
		Transmit Chains								
		TX1A	TX1B	TX2A	TX2B					
175 / 5875	6	1.307	4.945	2.136	0.33	8.566	5	13.566	10 / 23	Pass
	9	2.584	4.929	3.867	1.58	9.444	5	14.444	10 / 23	Pass
	12	2.273	4.863	3.315	1.403	9.18	5	14.18	10 / 23	Pass
	18	2.437	5.013	3.937	1.455	9.444	5	14.444	10 / 23	Pass
	24	2.138	4.865	3.806	1.155	9.247	5	14.247	10 / 23	Pass
	36	3.59	5.808	4.665	-0.144	9.996	5	14.996	10 / 23	Pass
	48	3.409	5.67	4.739	-0.208	9.918	5	14.918	10 / 23	Pass
	54	0.444	4.856	3.808	-0.342	8.747	5	13.747	10 / 23	Pass
181 / 5905	6	1.475	4.654	1.984	-0.304	8.348	5	13.348	10 / 23	Pass
	9	3.052	5.67	4.475	1.497	9.966	5	14.966	10 / 23	Pass
	12	2.118	5.551	4.369	0.547	9.585	5	14.585	10 / 23	Pass
	18	2.724	5.695	4.507	1.111	9.867	5	14.867	10 / 23	Pass
	24	3.6	5.506	4.393	-0.725	9.75	5	14.75	10 / 23	Pass
	36	3.379	5.49	4.312	-0.936	9.648	5	14.648	10 / 23	Pass
	48	1.106	4.953	4.403	0.33	9.116	5	14.116	10 / 23	Pass
	54	4.728	4.917	4.361	-0.995	9.821	5	14.821	10 / 23	Pass

## Transmit Spectrum Mask

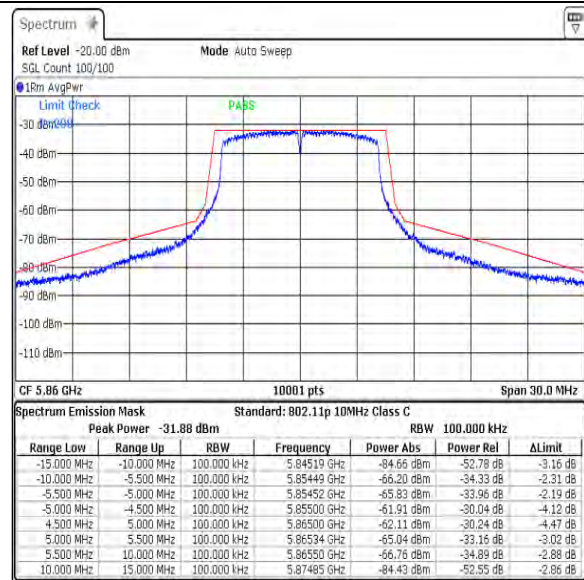
Measurement Method: ASTM E2213-03 "Standard Specification for Telecommunications and Information Exchange Between Roadside and Vehicle Systems—5 GHz Band Dedicated Short Range Communications (DSRC) Medium Access Control (MAC) and Physical Layer (PHY) Specifications" Section 8.10.2

### 5860MHz 10MHz 3Mbps

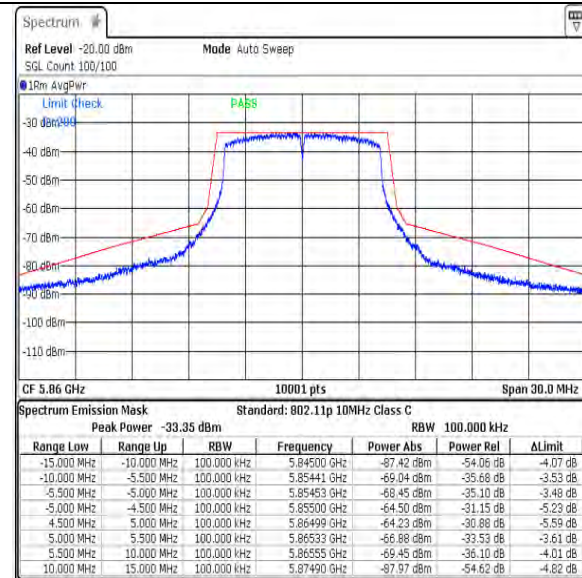
#### Ch172 Tx1



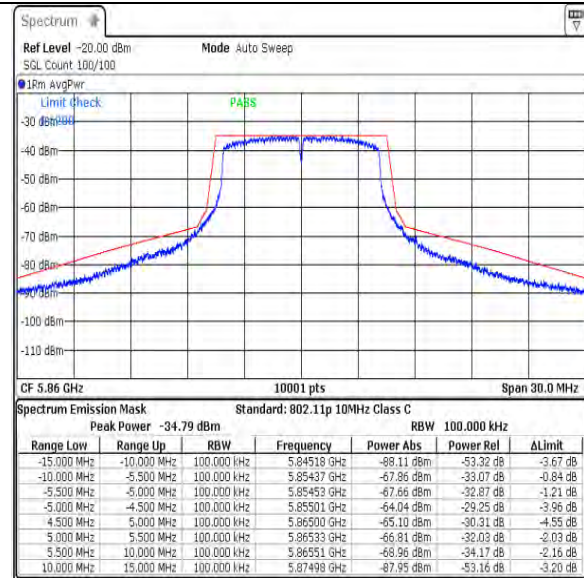
#### Ch172 Tx2



#### Ch172 Tx3



#### Ch172 Tx4



BUREAU  
VERITAS

Curtis-Straus LLC, a wholly owned subsidiary of BV CPS

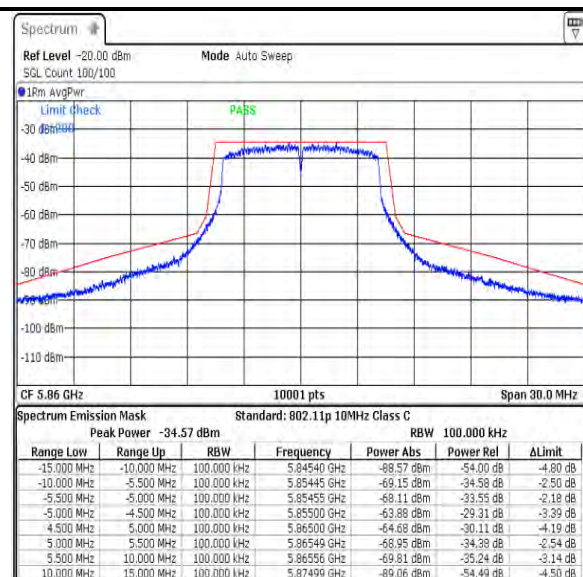
One Distribution Center Circle, #1 • Littleton, MA • TEL (978) 486-8880 • FAX (978) 486-8828



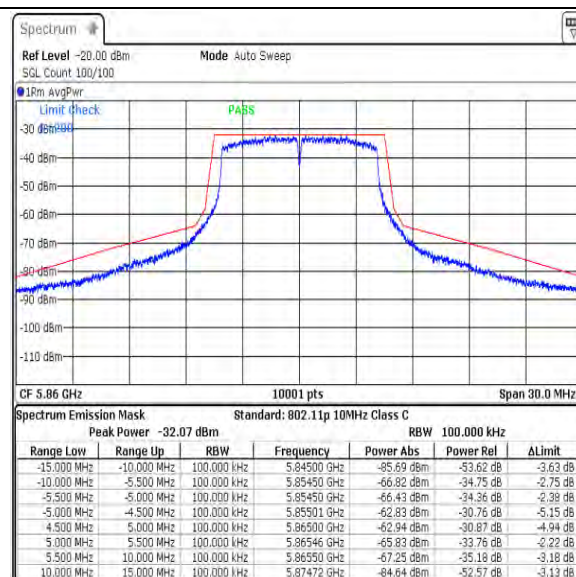


## 5860MHz 10MHz 27Mbps

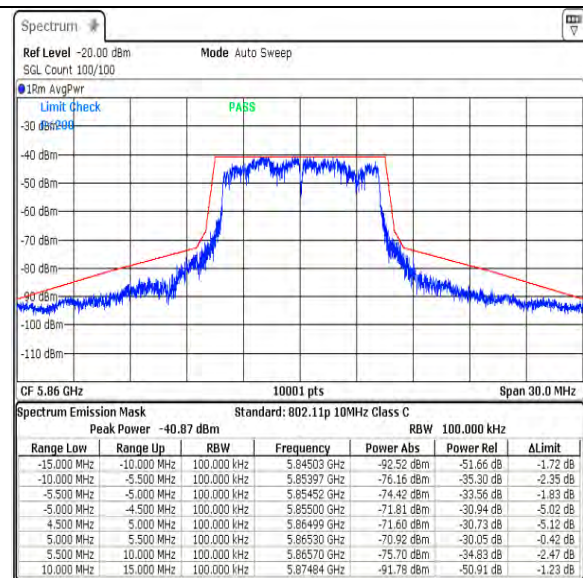
## Ch172 Tx1



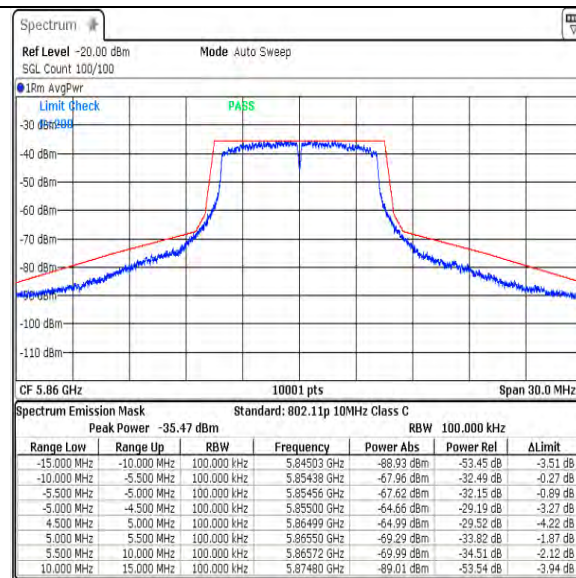
## Ch172 Tx2



## Ch172 Tx3



## Ch172 Tx4

BUREAU  
VERITAS

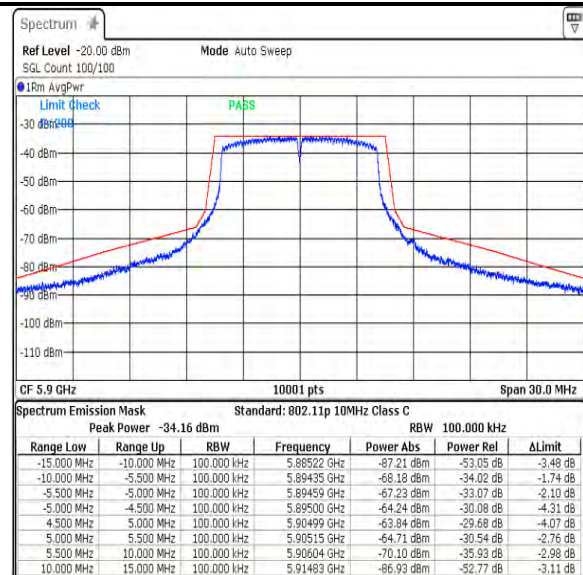
Curtis-Straus LLC, a wholly owned subsidiary of BV CPS

One Distribution Center Circle, #1 • Littleton, MA • TEL (978) 486-8880 • FAX (978) 486-8828

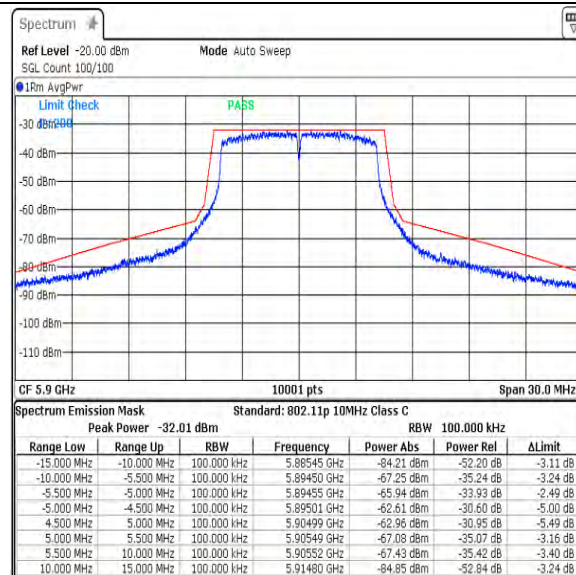


## 5900MHz 10MHz 3Mbps

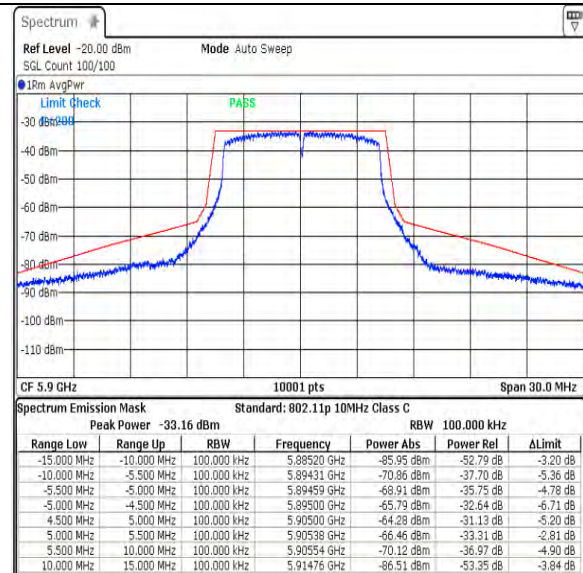
## Ch180 Tx1



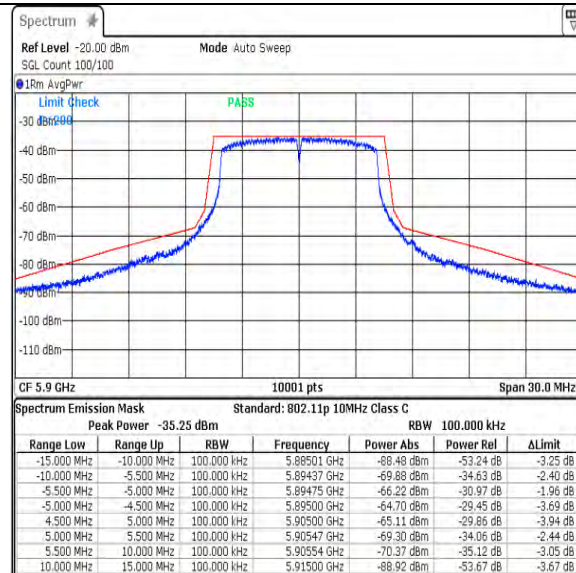
## Ch180 Tx2



## Ch180 Tx3



## Ch180 Tx4

BUREAU  
VERITAS

Curtis-Straus LLC, a wholly owned subsidiary of BV CPS

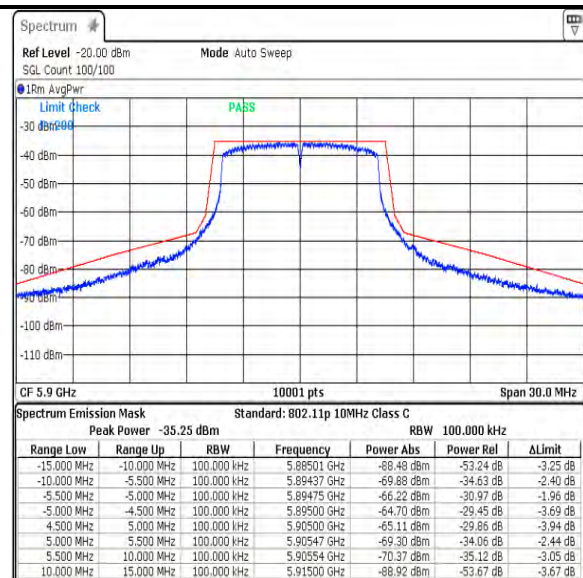
One Distribution Center Circle, #1 • Littleton, MA • TEL (978) 486-8880 • FAX (978) 486-8828



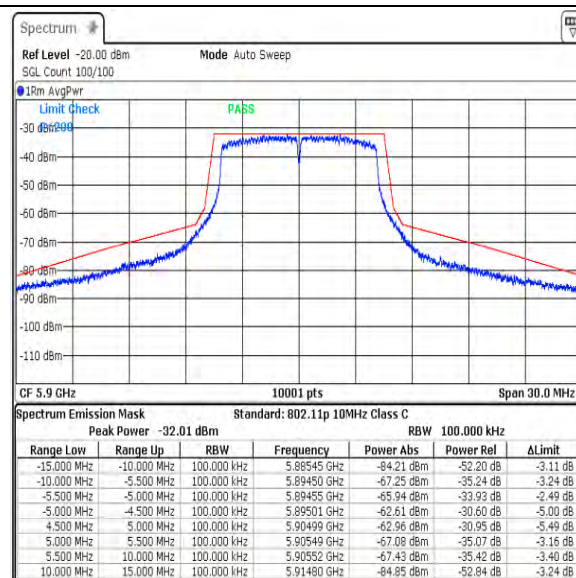


## 5900MHz 10MHz 27Mbps

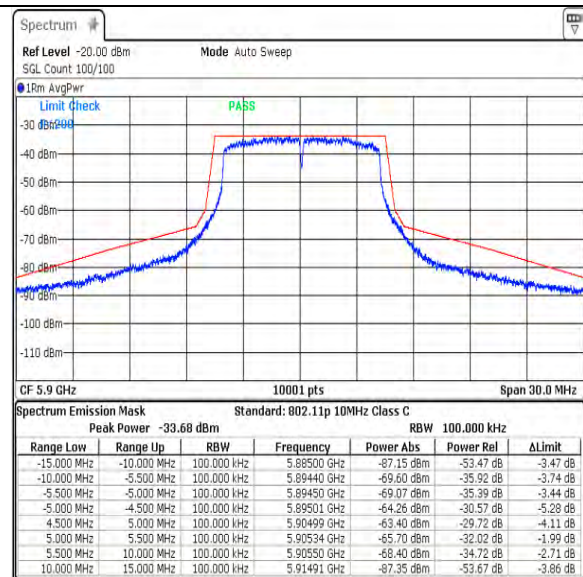
## Ch180 Tx1



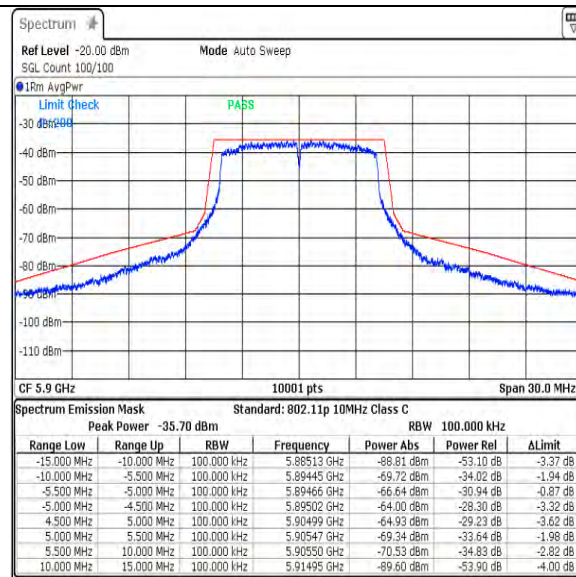
## Ch180 Tx2



## Ch180 Tx3



## Ch180 Tx4

BUREAU  
VERITAS

Curtis-Straus LLC, a wholly owned subsidiary of BV CPS

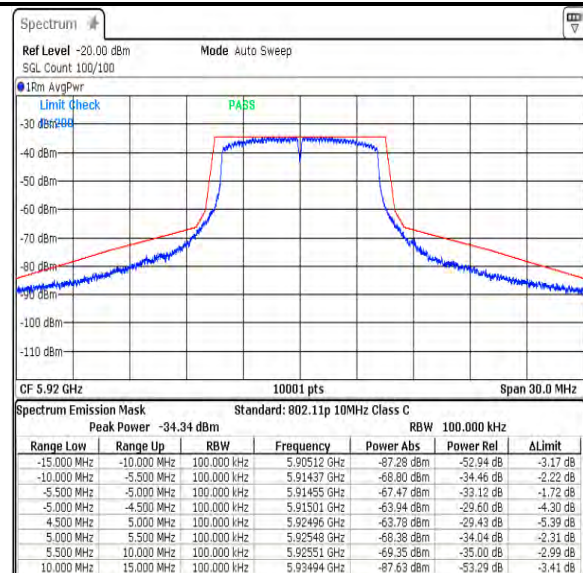
One Distribution Center Circle, #1 • Littleton, MA • TEL (978) 486-8880 • FAX (978) 486-8828



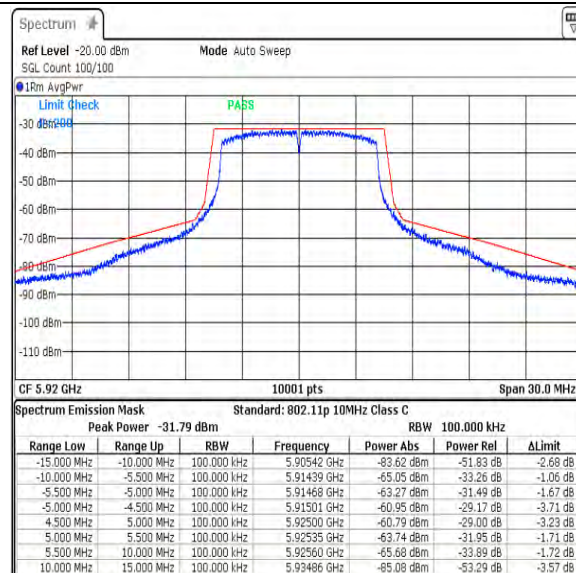
Testing Cert. No. 1627-01

## 5920MHz 10MHz 3Mbps

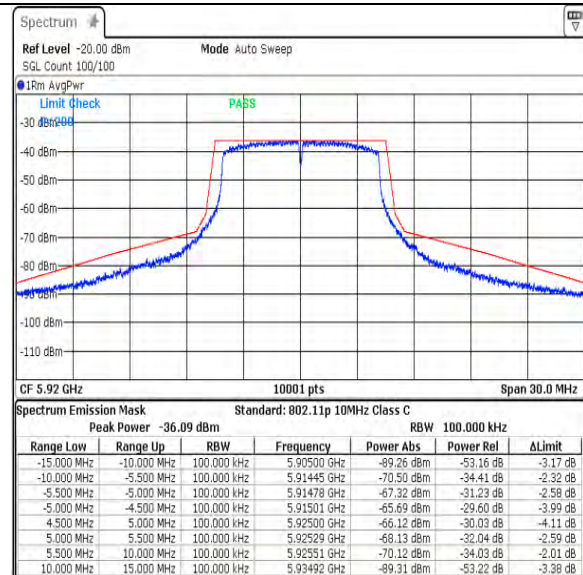
## Ch184 Tx1



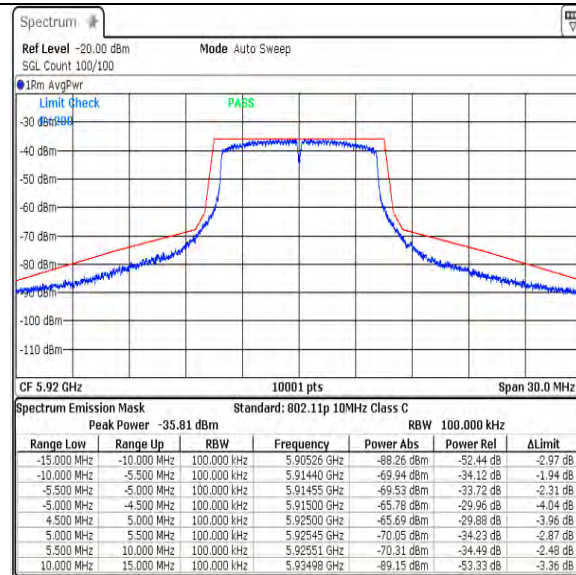
## Ch184 Tx2



## Ch184 Tx3



## Ch184 Tx4

BUREAU  
VERITAS

Curtis-Straus LLC, a wholly owned subsidiary of BV CPS

One Distribution Center Circle, #1 • Littleton, MA • TEL (978) 486-8880 • FAX (978) 486-8828

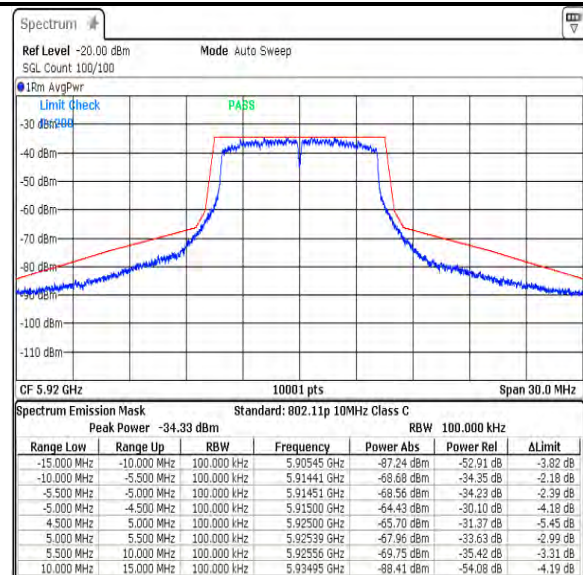


page 32 of 61

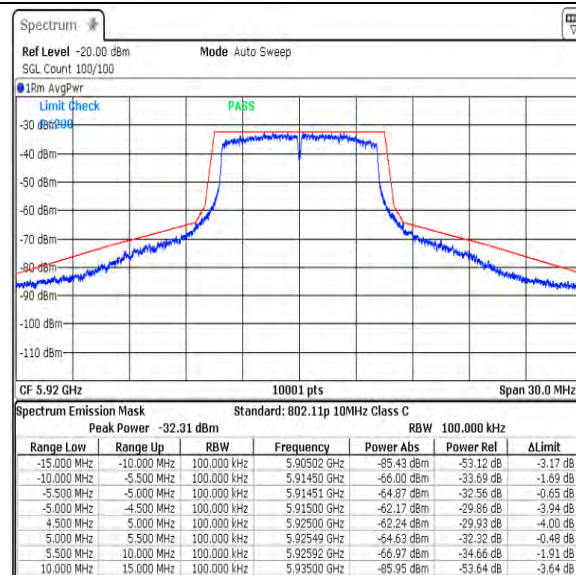


## 5920MHz 10MHz 27Mbps

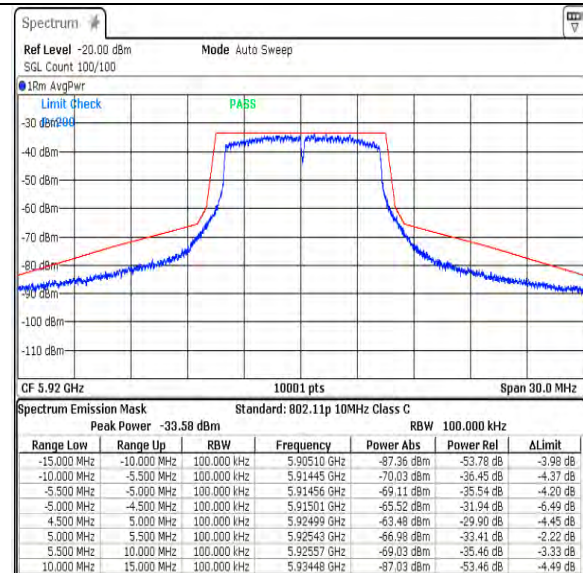
## Ch184 Tx1



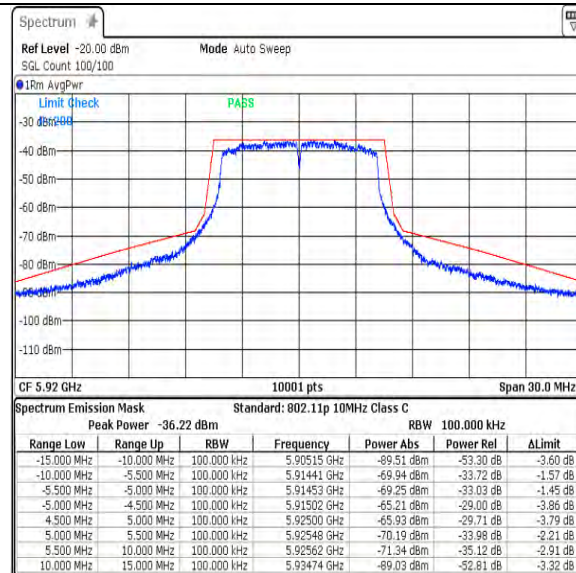
## Ch184 Tx2



## Ch184 Tx3

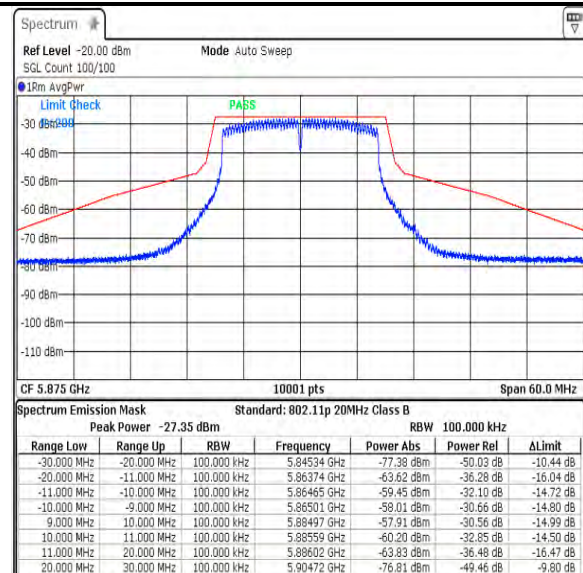


## Ch184 Tx4

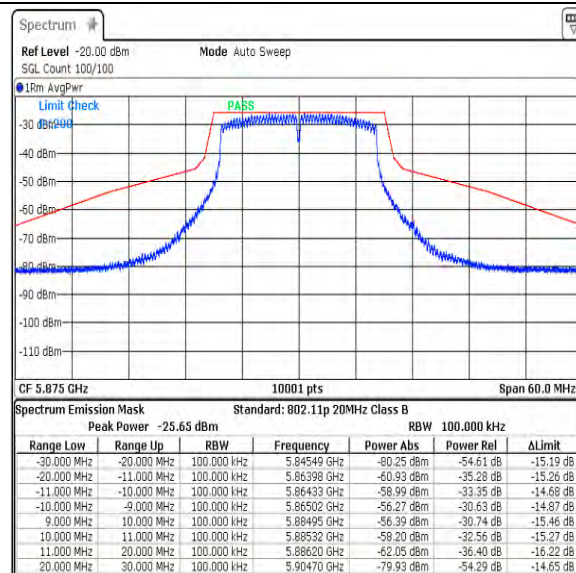


## 5875MHz 20MHz 6Mbps

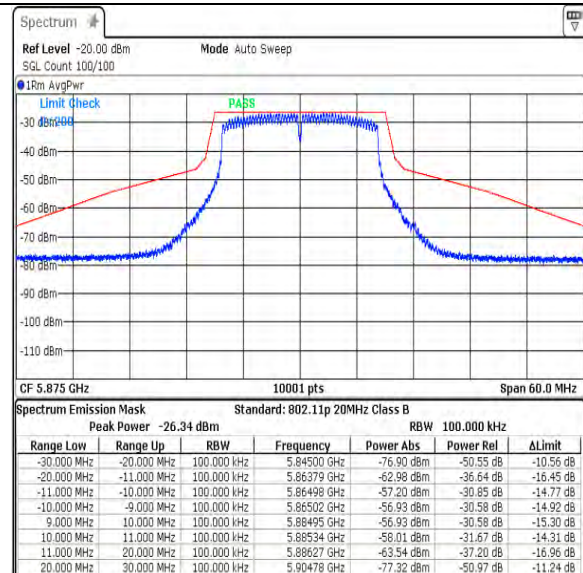
## Ch175 Tx1



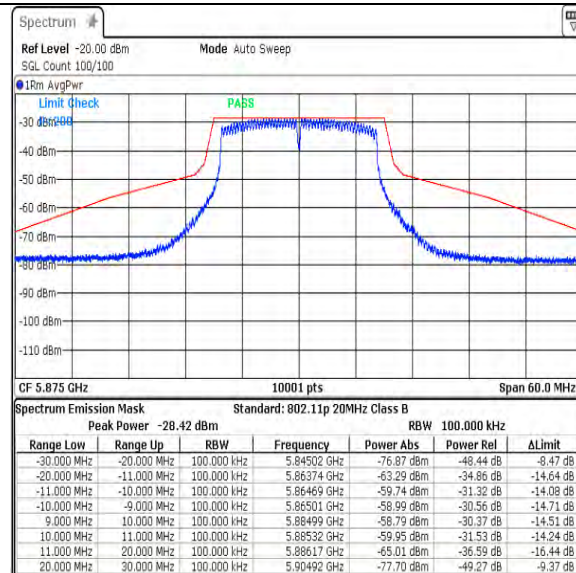
## Ch175 Tx2



## Ch175 Tx3



## Ch175 Tx4

BUREAU  
VERITAS

Curtis-Straus LLC, a wholly owned subsidiary of BV CPS

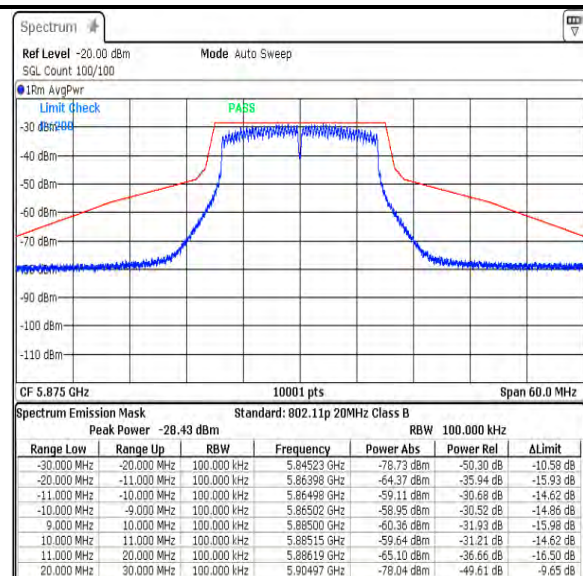
One Distribution Center Circle, #1 • Littleton, MA • TEL (978) 486-8880 • FAX (978) 486-8828



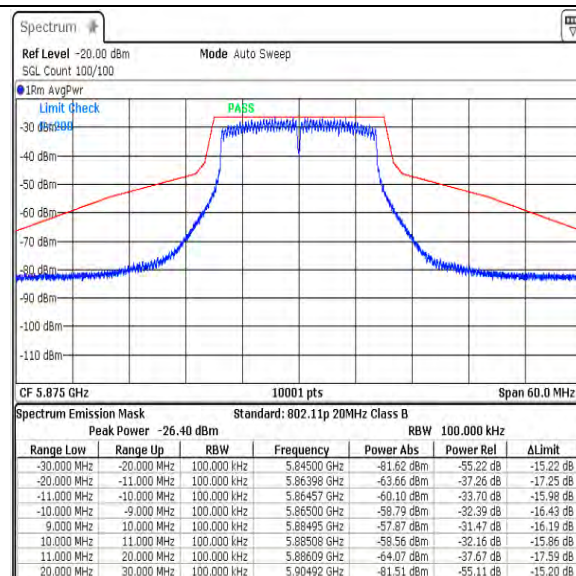


## 5875MHz 20MHz 54Mbps

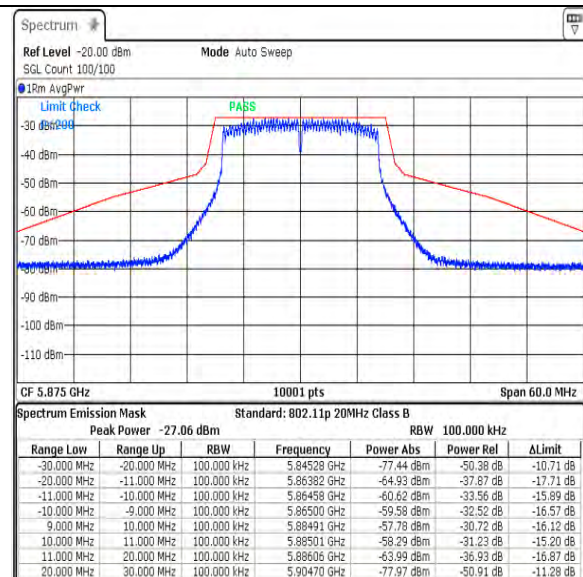
## Ch175 Tx1



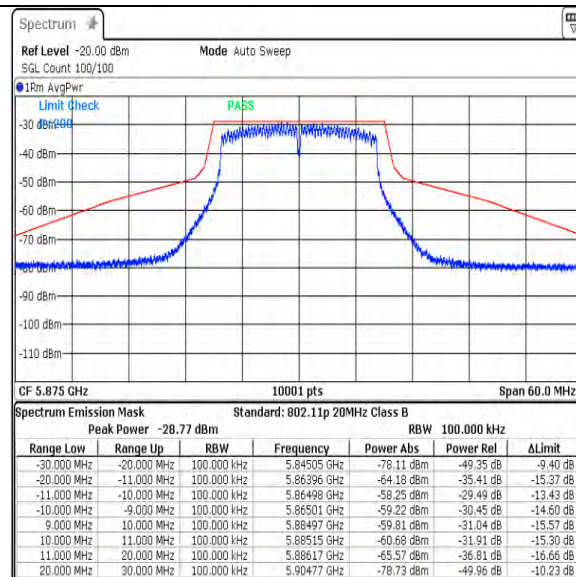
## Ch175 Tx2



## Ch175 Tx3



## Ch175 Tx4

BUREAU  
VERITAS

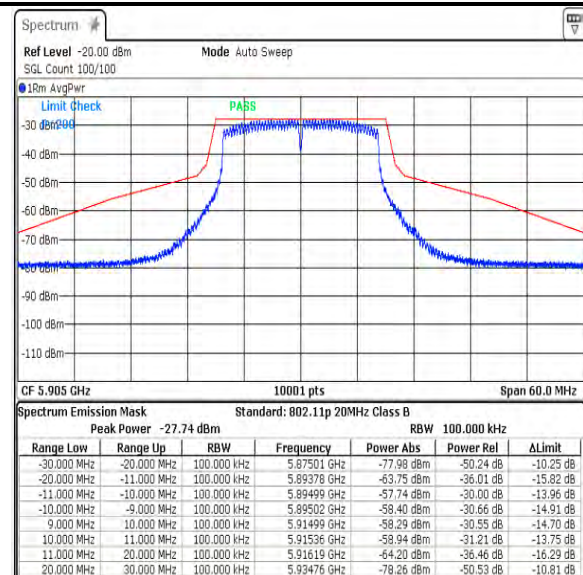
Curtis-Straus LLC, a wholly owned subsidiary of BV CPS

One Distribution Center Circle, #1 • Littleton, MA • TEL (978) 486-8880 • FAX (978) 486-8828

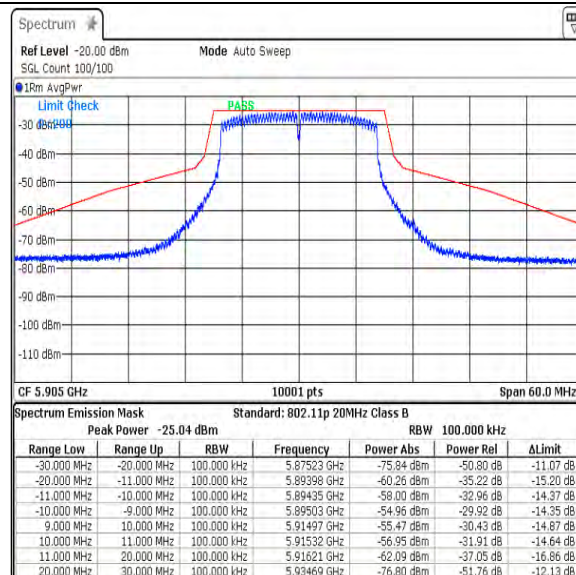


## 5905MHz 20MHz 6Mbps

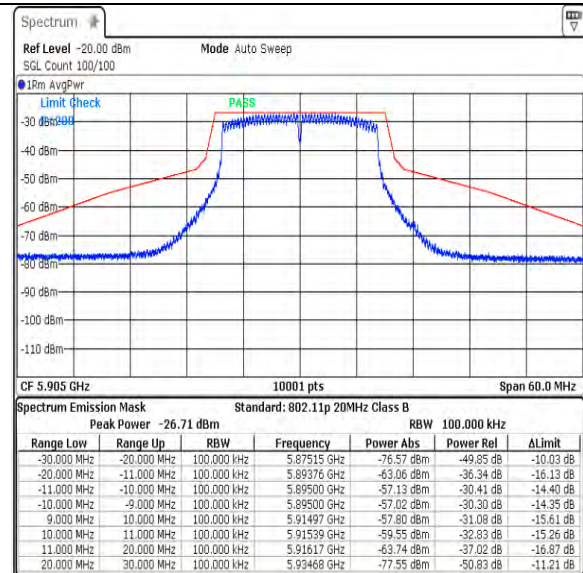
## Ch181 Tx1



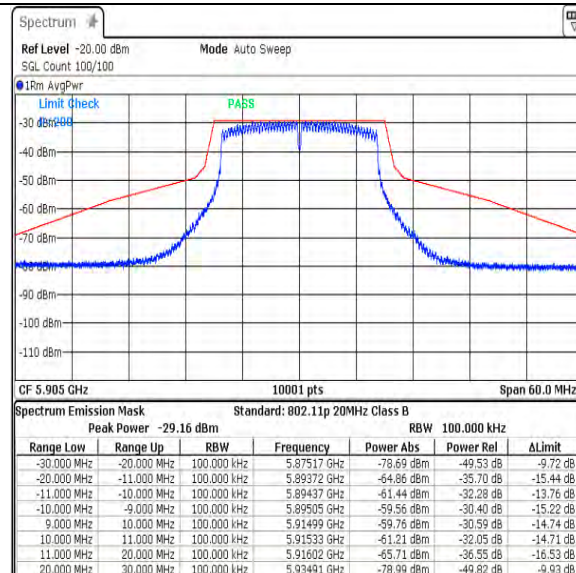
## Ch181 Tx2



## Ch181 Tx3



## Ch181 Tx4

BUREAU  
VERITAS

Curtis-Straus LLC, a wholly owned subsidiary of BV CPS

One Distribution Center Circle, #1 • Littleton, MA • TEL (978) 486-8880 • FAX (978) 486-8828

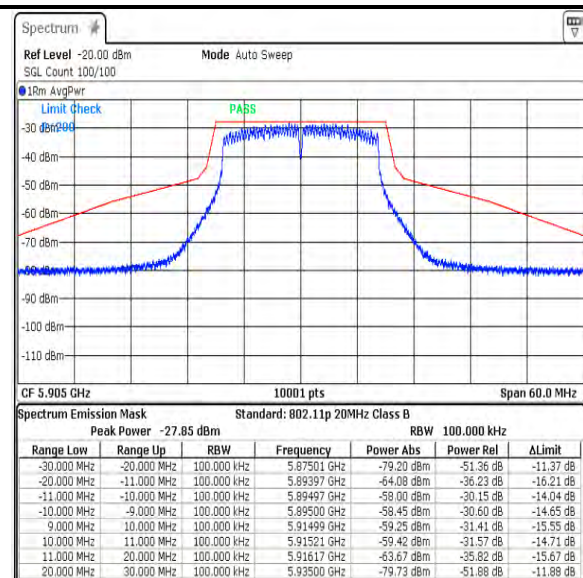


Testing Cert. No. 1627-01

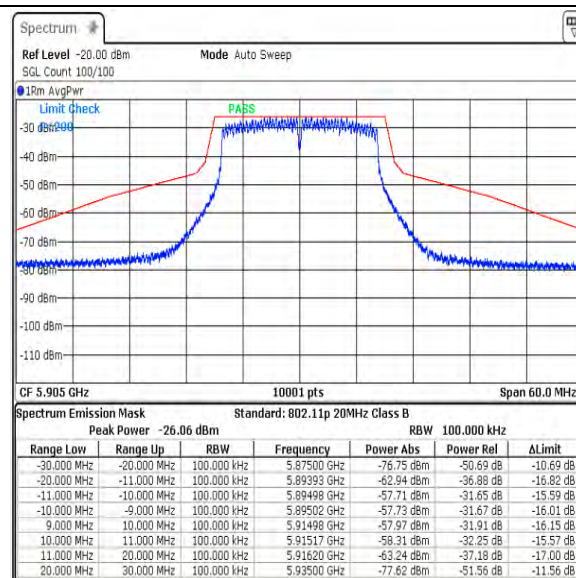


## 5905MHz 20MHz 54Mbps

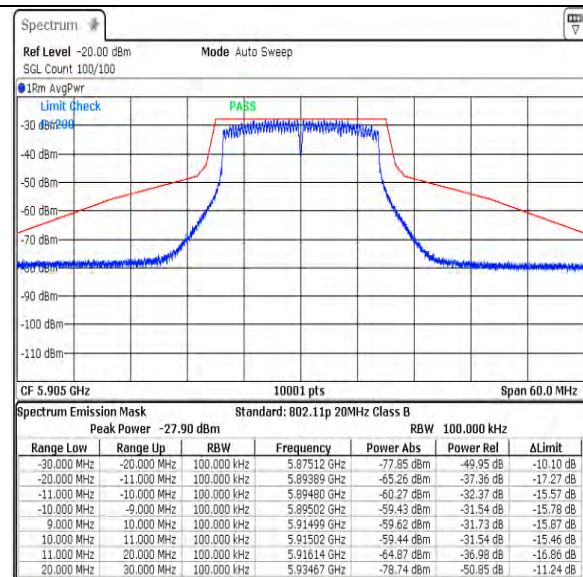
## Ch181 Tx1



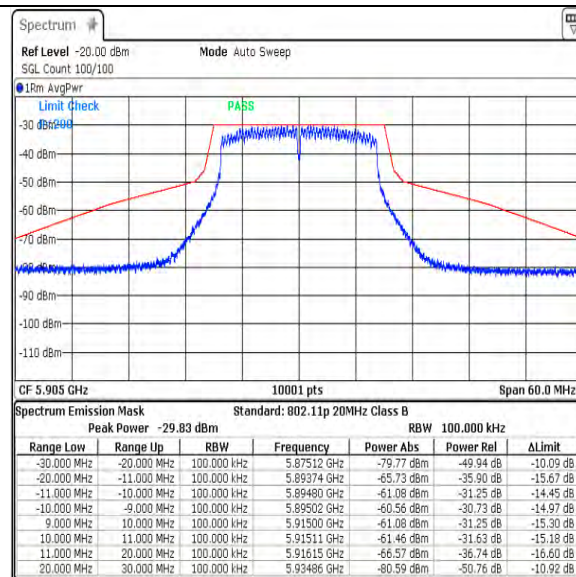
## Ch181 Tx2



## Ch181 Tx3



## Ch181 Tx4

BUREAU  
VERITAS

Curtis-Straus LLC, a wholly owned subsidiary of BV CPS

One Distribution Center Circle, #1 • Littleton, MA • TEL (978) 486-8880 • FAX (978) 486-8828



**Occupied Bandwidth 99%**

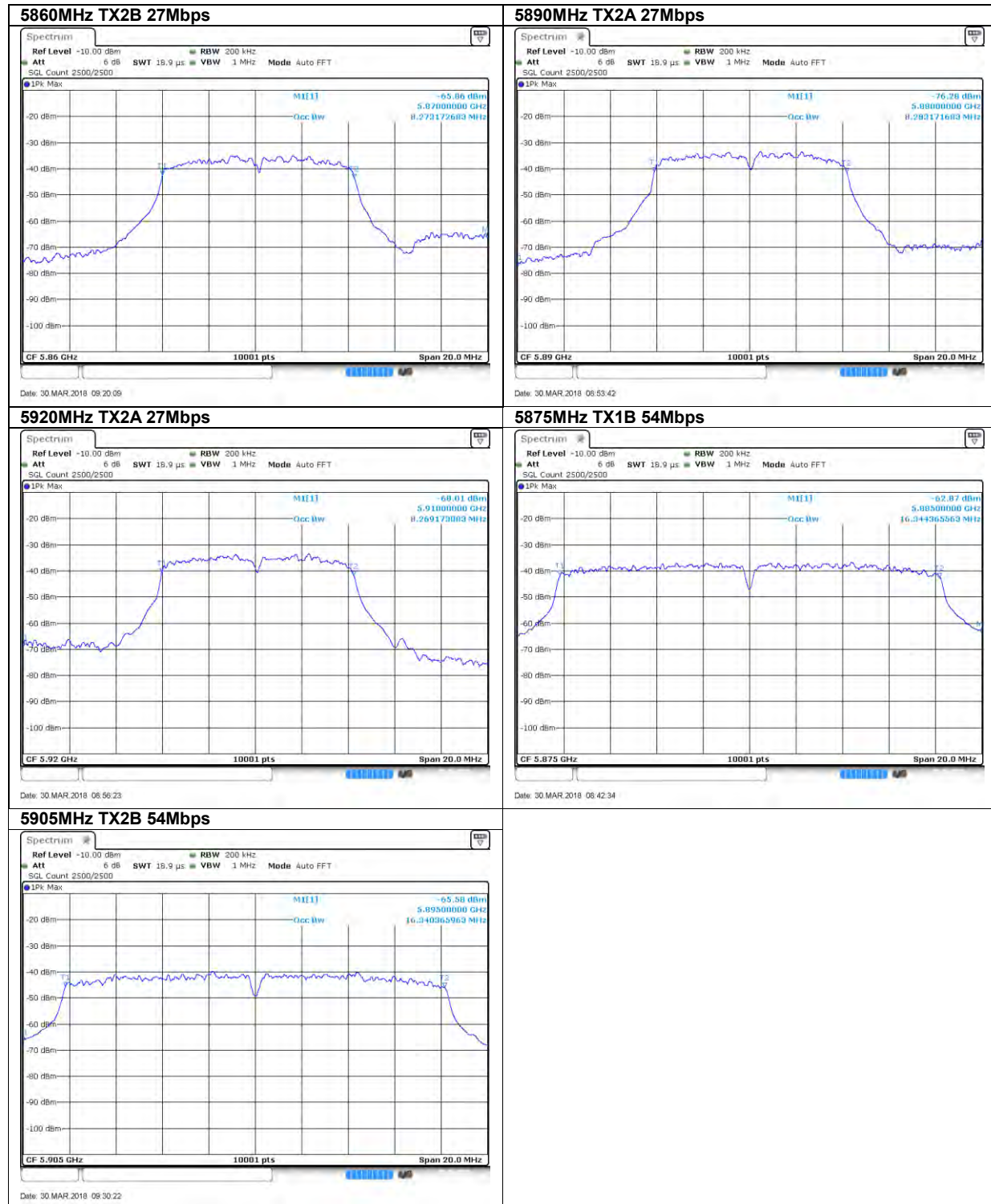
Measurement Method: ANSI C63.26-2015 Section 5.4.4

**10MHz**

Frequency (MHz)	Data Rate (Mbps)	TX1A (MHz)	TX1B (MHz)	TX2A (MHz)	TX2B (MHz)
5860 MHz	3	8.197	8.169	8.151	8.203
	27	8.187	8.257	8.255	<b>8.273</b>
5890 MHz	3	8.177	8.157	8.165	8.191
	27	8.181	8.251	<b>8.283</b>	8.259
5920 MHz	3	8.183	8.153	8.157	8.181
	27	8.181	8.263	<b>8.269</b>	8.255

**20MHz**

Frequency (MHz)	Data Rate (Mbps)	TX1A (MHz)	TX1B (MHz)	TX2A (MHz)	TX2B (MHz)
5875 MHz	6	16.196	16.242	16.232	16.216
	54	16.316	<b>16.344</b>	16.322	16.328
5905 MHz	6	16.214	16.230	16.236	16.214
	54	16.202	16.304	16.332	<b>16.340</b>

BUREAU  
VERITAS

Curtis-Straus LLC, a wholly owned subsidiary of BV CPS

One Distribution Center Circle, #1 • Littleton, MA • TEL (978) 486-8880 • FAX (978) 486-8828



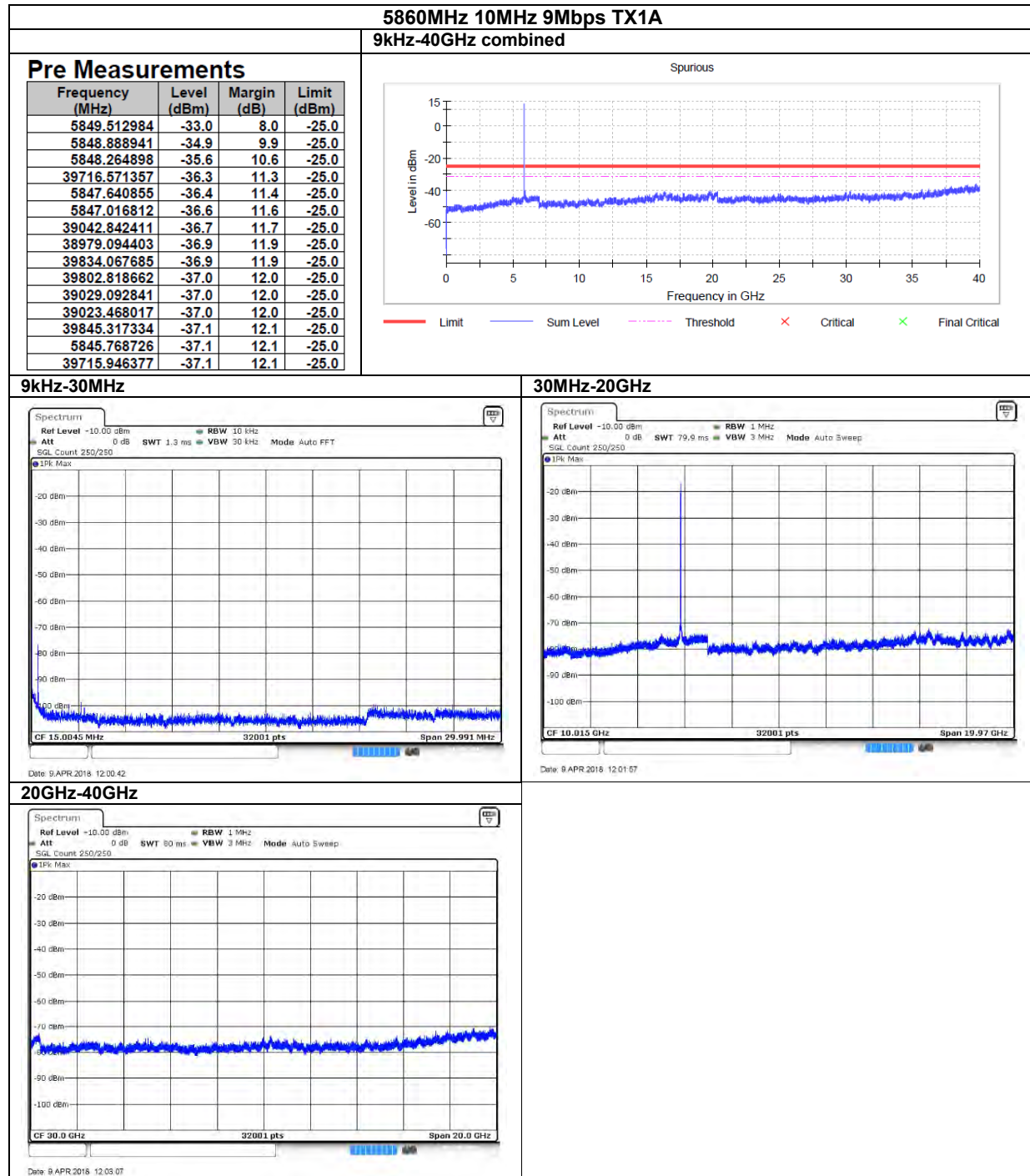
## Conducted Spurious Emissions

Measurement Method: ANSI C63.26-2015 Section 5.7

Mode	Result
5860MHz 10MHz 9Mbps TX1A, TX1B, TX2A, TX2B	Pass
5890MHz 10MHz 6Mbps TX1A, TX1B, TX2A, TX2B	Pass
5920MHz 10MHz 9Mbps TX1A, TX1B, TX2A, TX2B	Pass
5875MHz 20MHz 36Mbps TX1A, TX1B, TX2A, TX2B	Pass
5905MHz 20MHz 9Mbps TX1A, TX1B, TX2A, TX2B	Pass

See plots on following pages



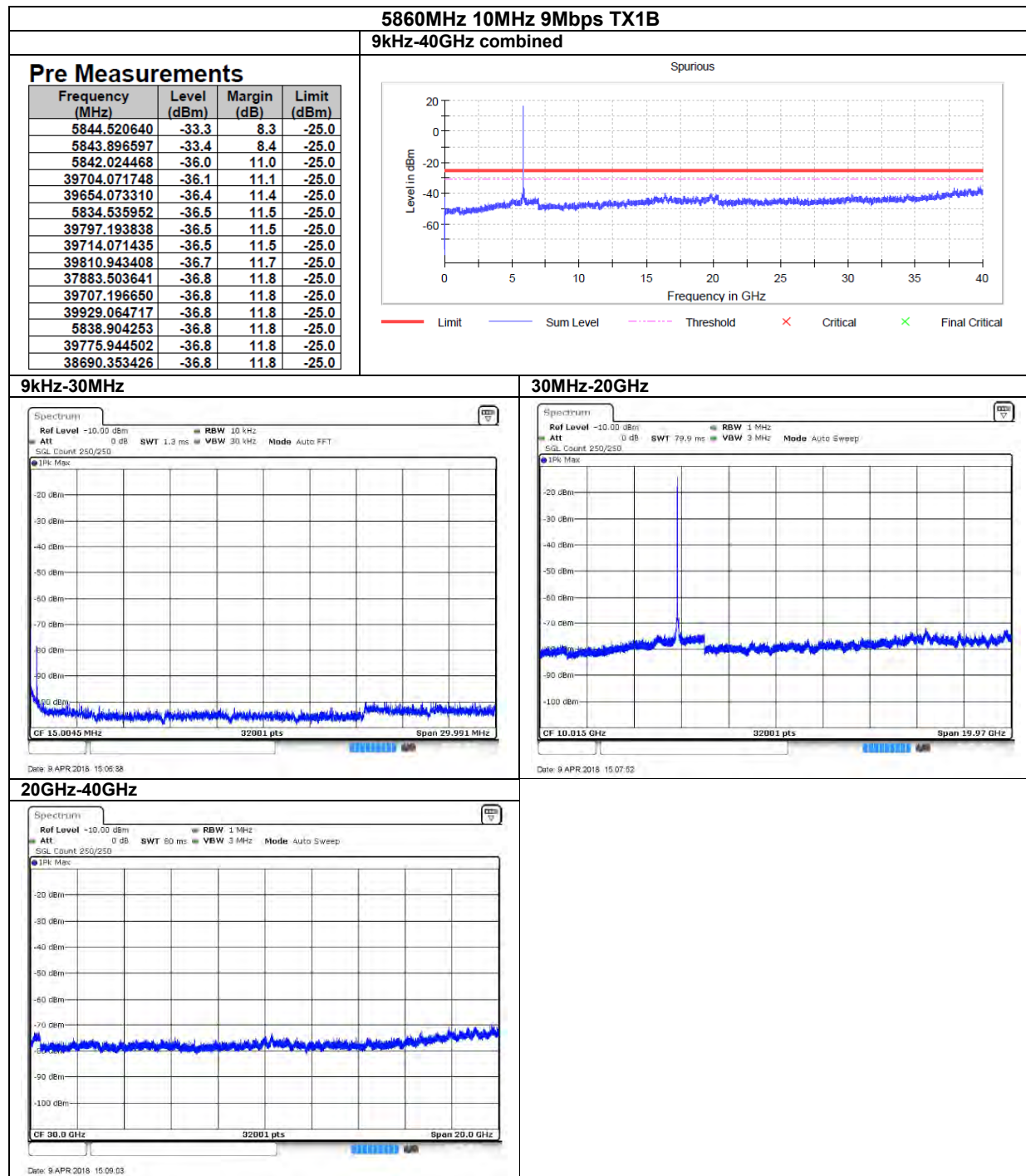


BUREAU  
VERITAS

Curtis-Straus LLC, a wholly owned subsidiary of BV CPS

One Distribution Center Circle, #1 • Littleton, MA • TEL (978) 486-8880 • FAX (978) 486-8828

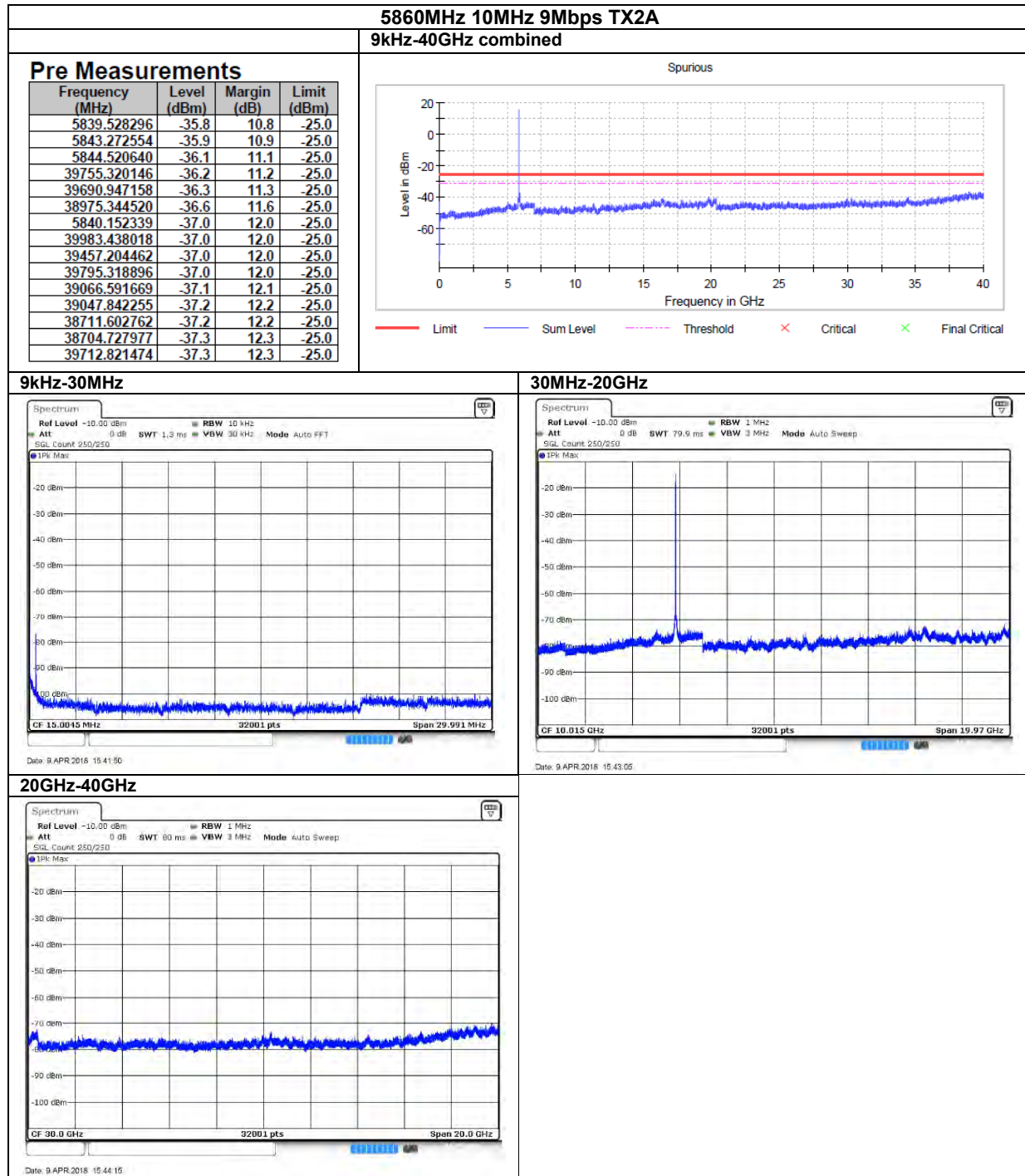




BUREAU  
VERITAS

Curtis-Straus LLC, a wholly owned subsidiary of BV CPS  
One Distribution Center Circle, #1 • Littleton, MA • TEL (978) 486-8880 • FAX (978) 486-8828



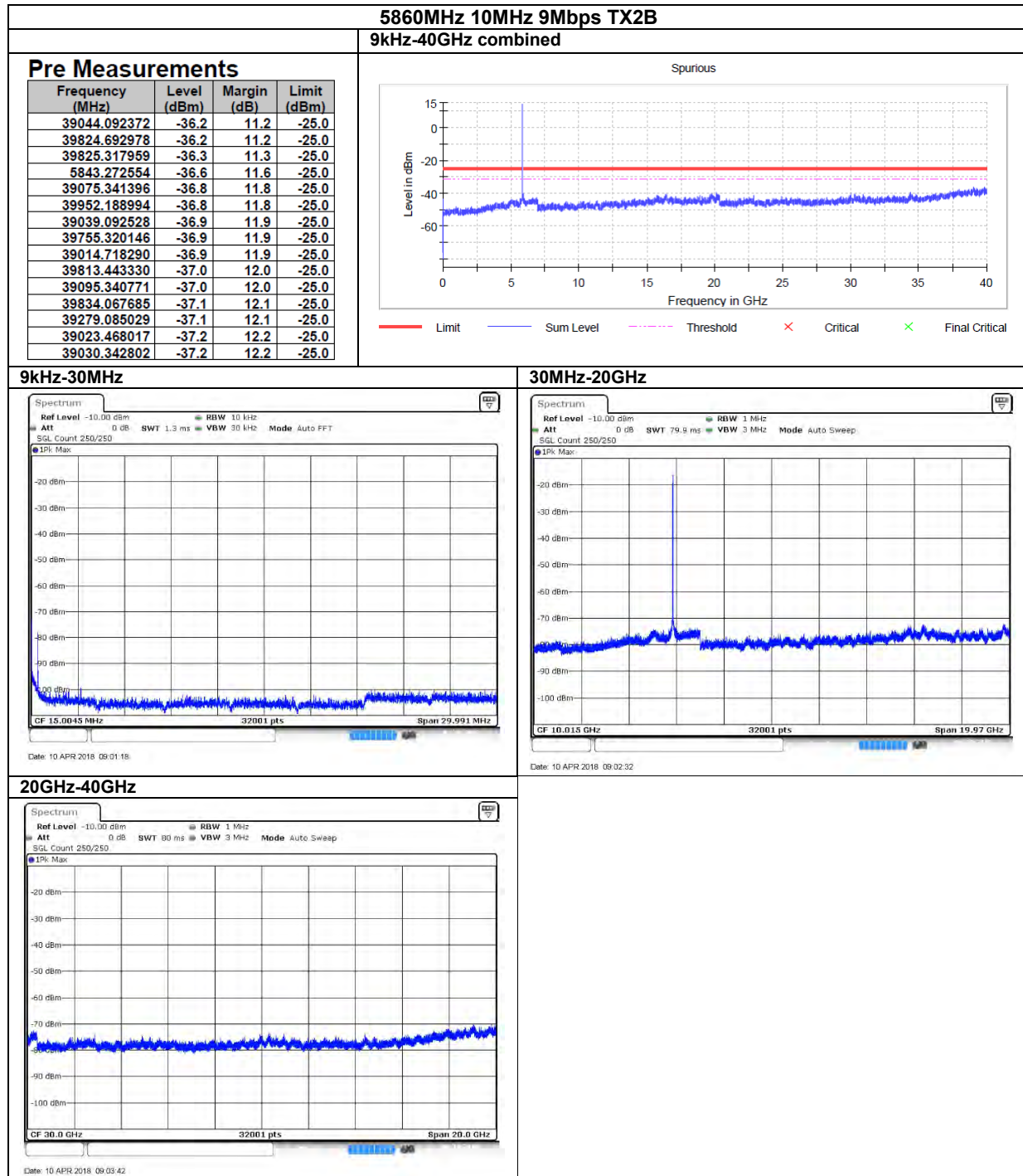


BUREAU  
VERITAS

Curtis-Straus LLC, a wholly owned subsidiary of BV CPS

One Distribution Center Circle, #1 • Littleton, MA • TEL (978) 486-8880 • FAX (978) 486-8828



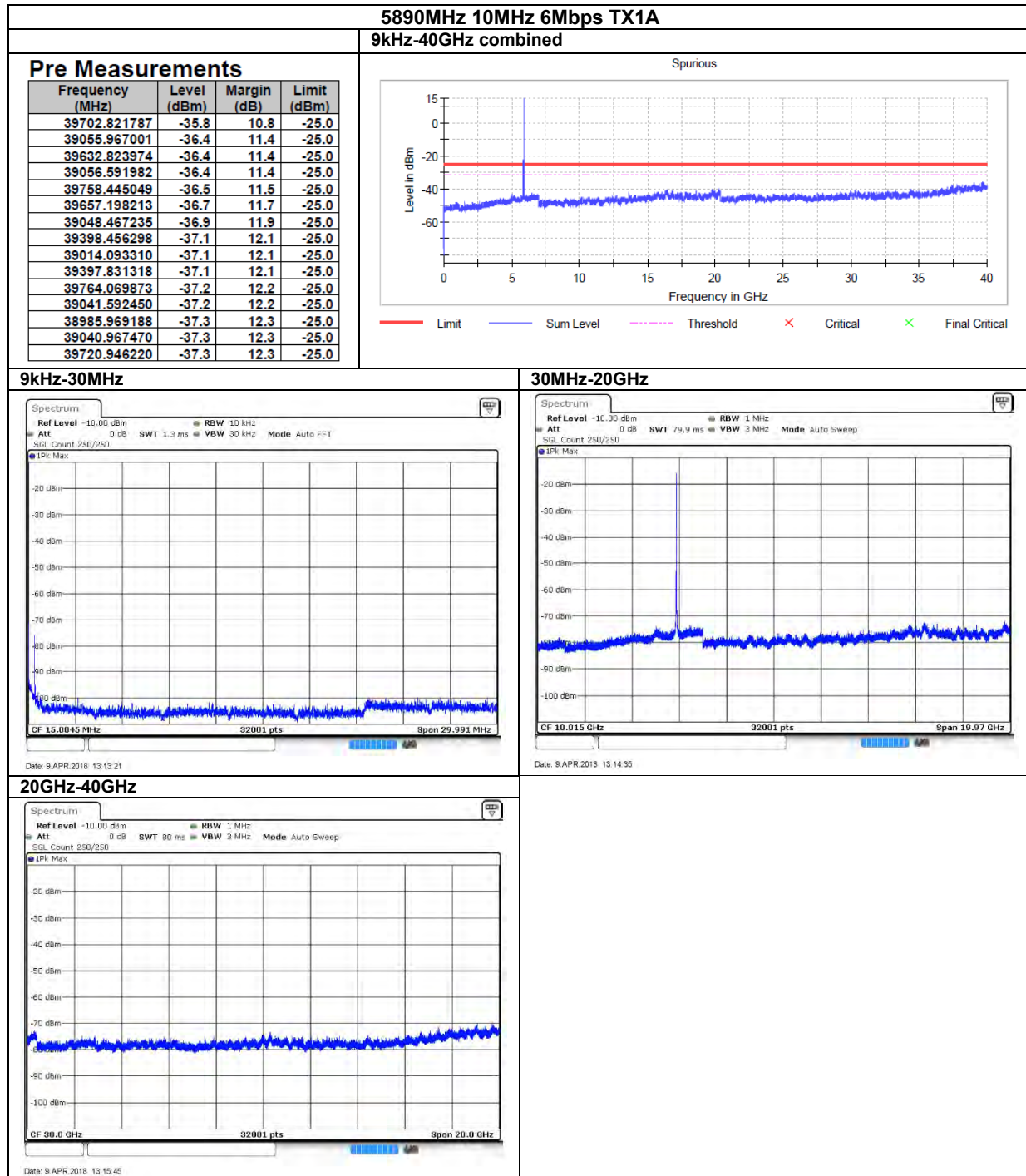


BUREAU  
VERITAS

Curtis-Straus LLC, a wholly owned subsidiary of BV CPS  
One Distribution Center Circle, #1 • Littleton, MA • TEL (978) 486-8880 • FAX (978) 486-8828

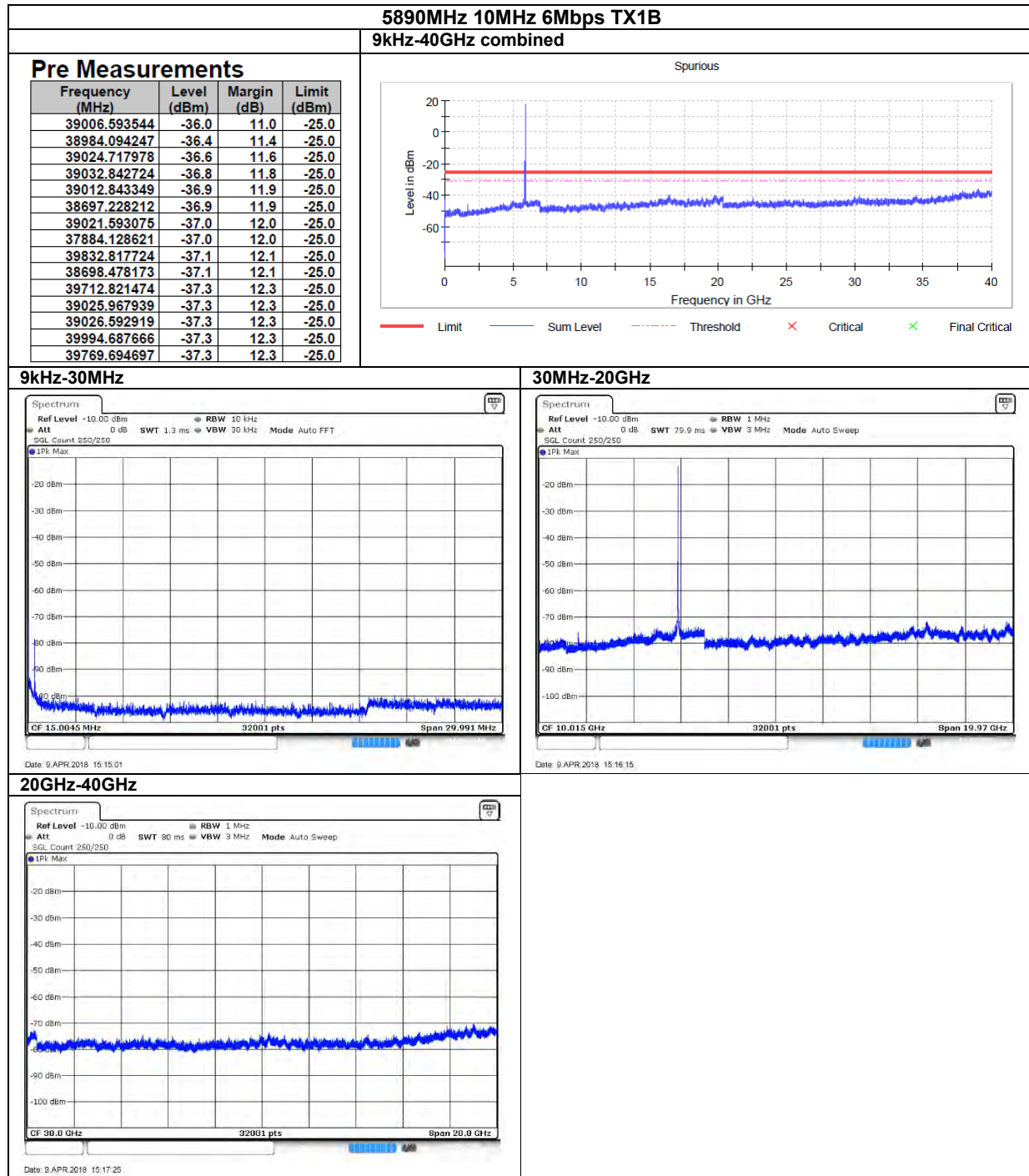




BUREAU  
VERITAS

Curtis-Straus LLC, a wholly owned subsidiary of BV CPS  
One Distribution Center Circle, #1 • Littleton, MA • TEL (978) 486-8880 • FAX (978) 486-8828

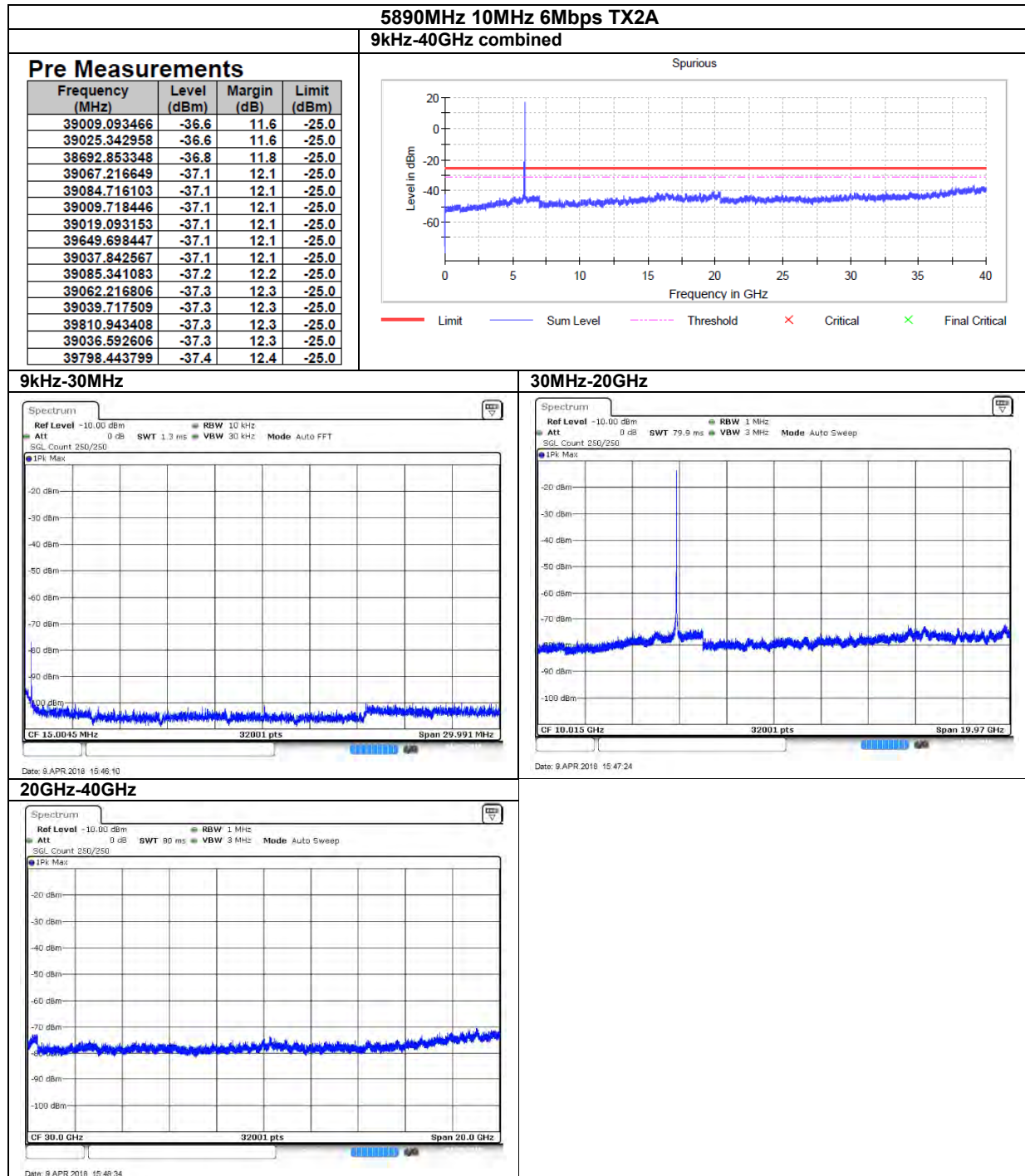


BUREAU  
VERITAS

Curtis-Straus LLC, a wholly owned subsidiary of BV CPS

One Distribution Center Circle, #1 • Littleton, MA • TEL (978) 486-8880 • FAX (978) 486-8828

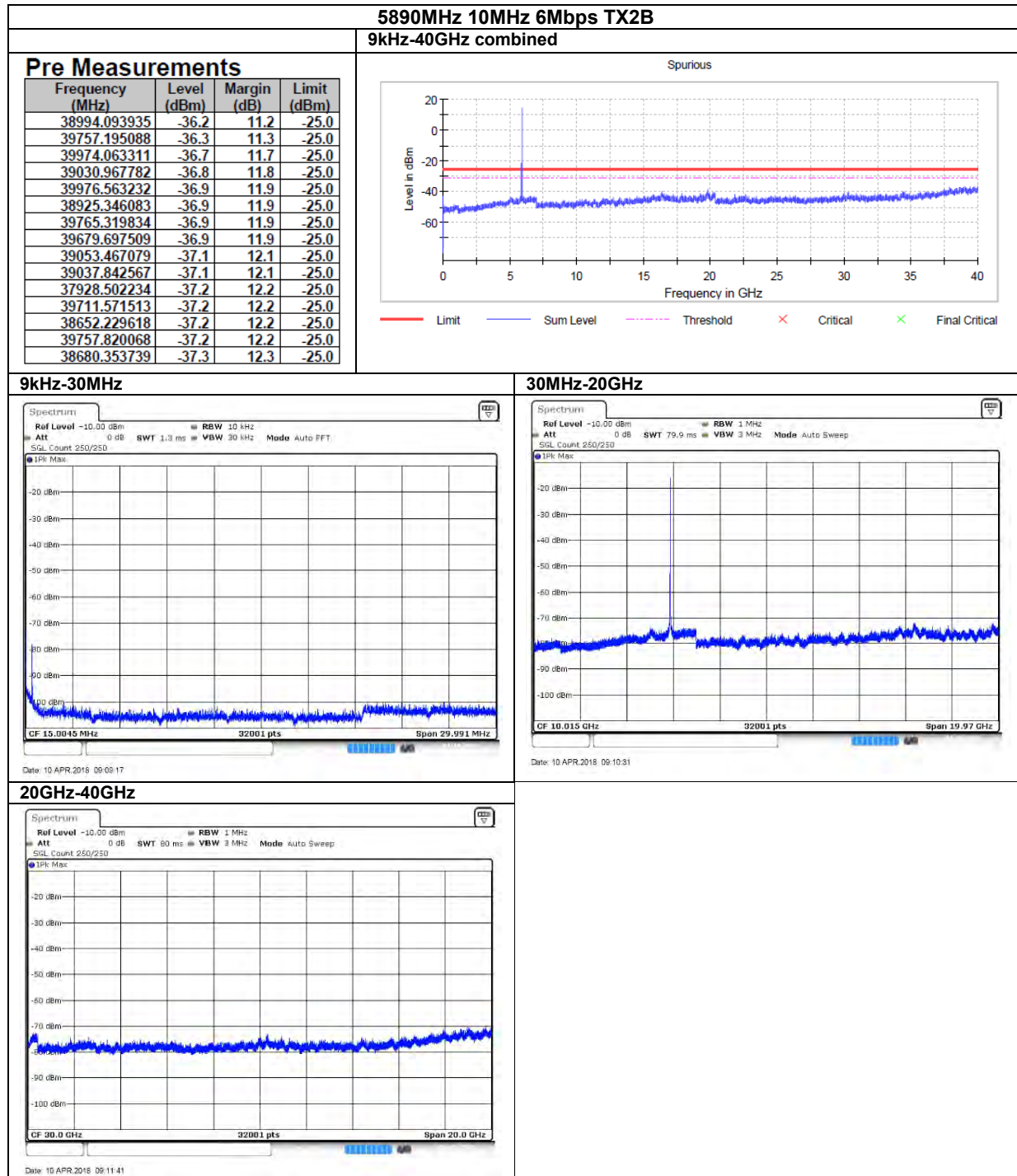


BUREAU  
VERITAS

Curtis-Straus LLC, a wholly owned subsidiary of BV CPS

One Distribution Center Circle, #1 • Littleton, MA • TEL (978) 486-8880 • FAX (978) 486-8828





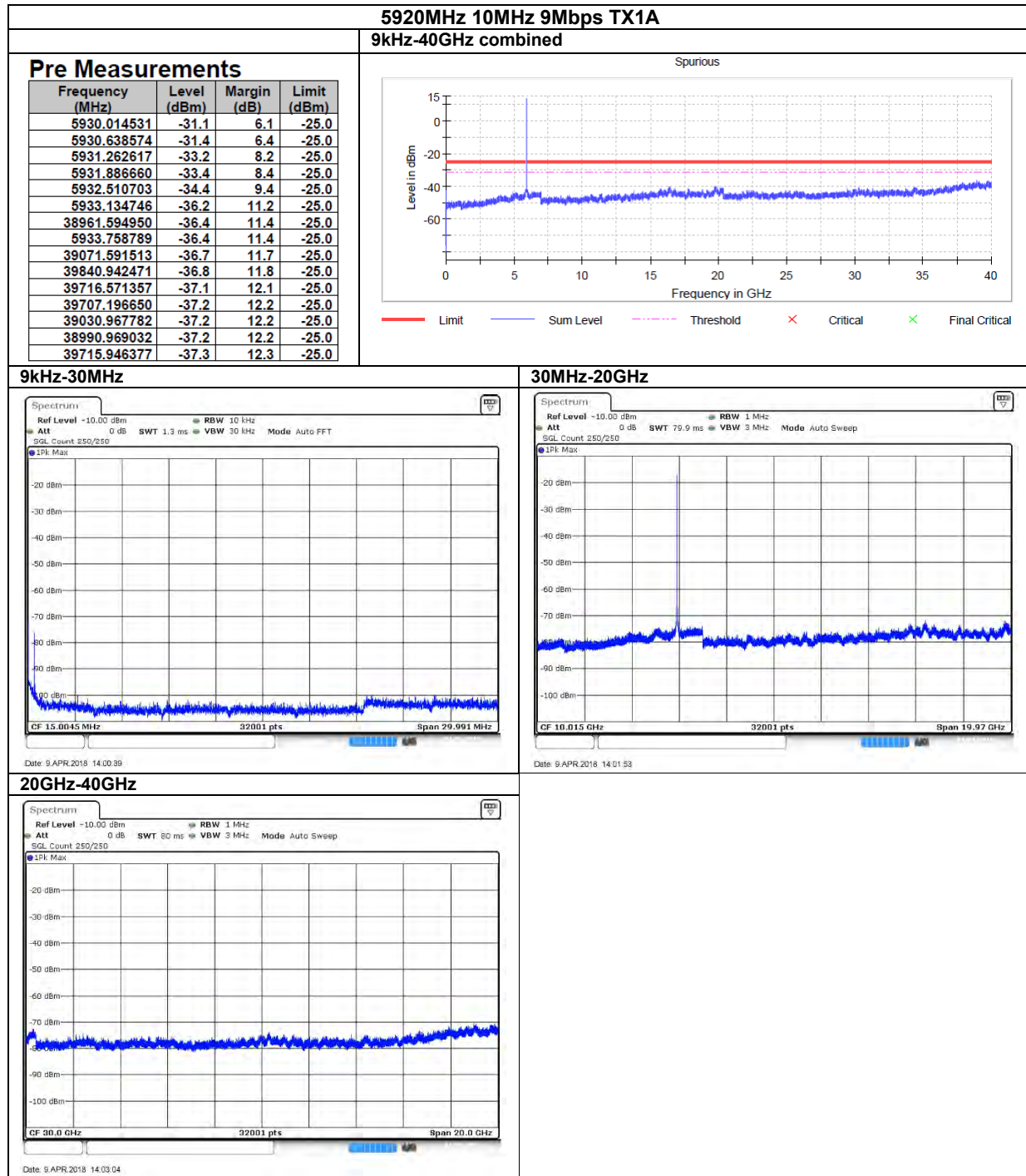
BUREAU  
VERITAS

Curtis-Straus LLC, a wholly owned subsidiary of BV CPS

One Distribution Center Circle, #1 • Littleton, MA • TEL (978) 486-8880 • FAX (978) 486-8828





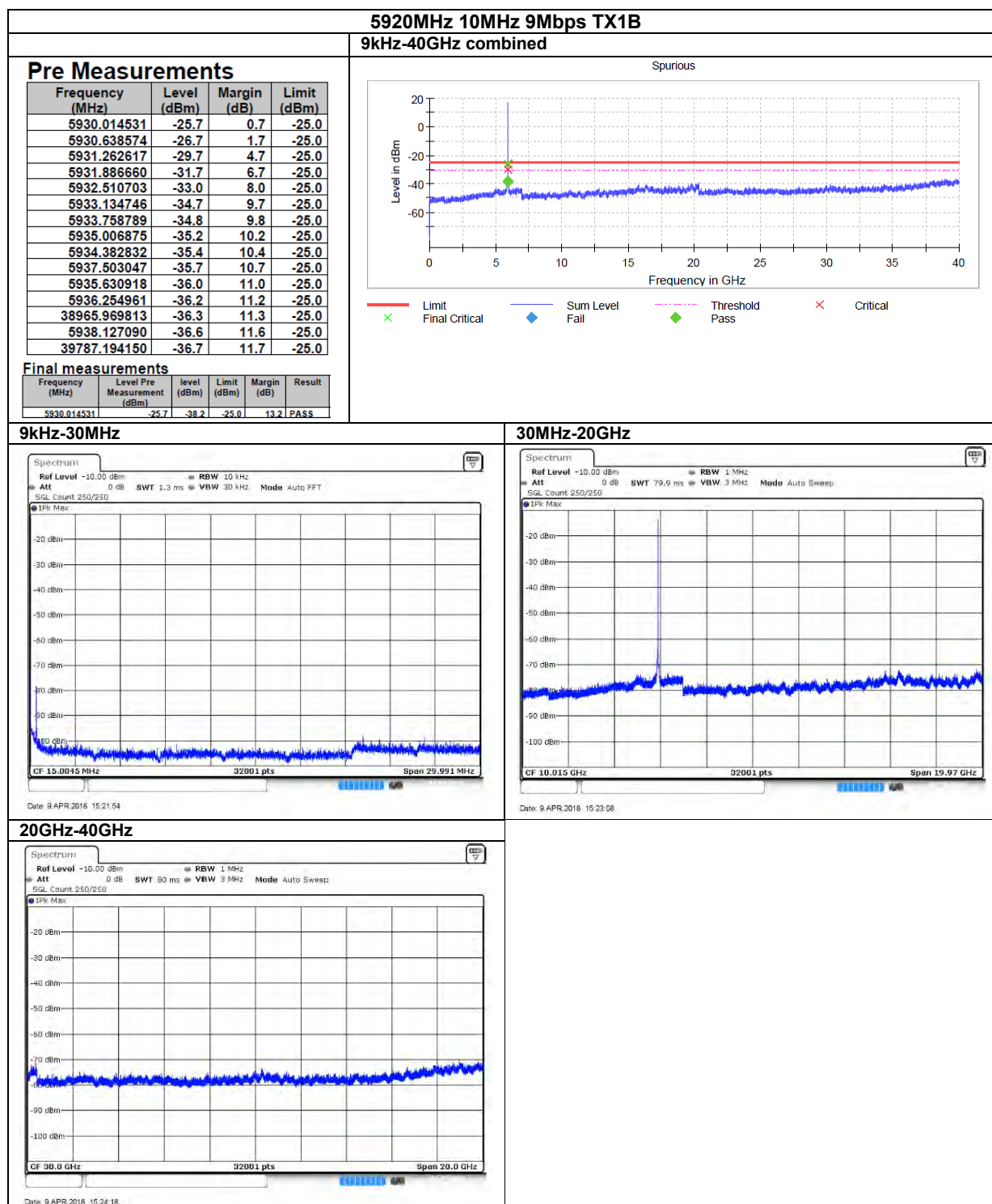


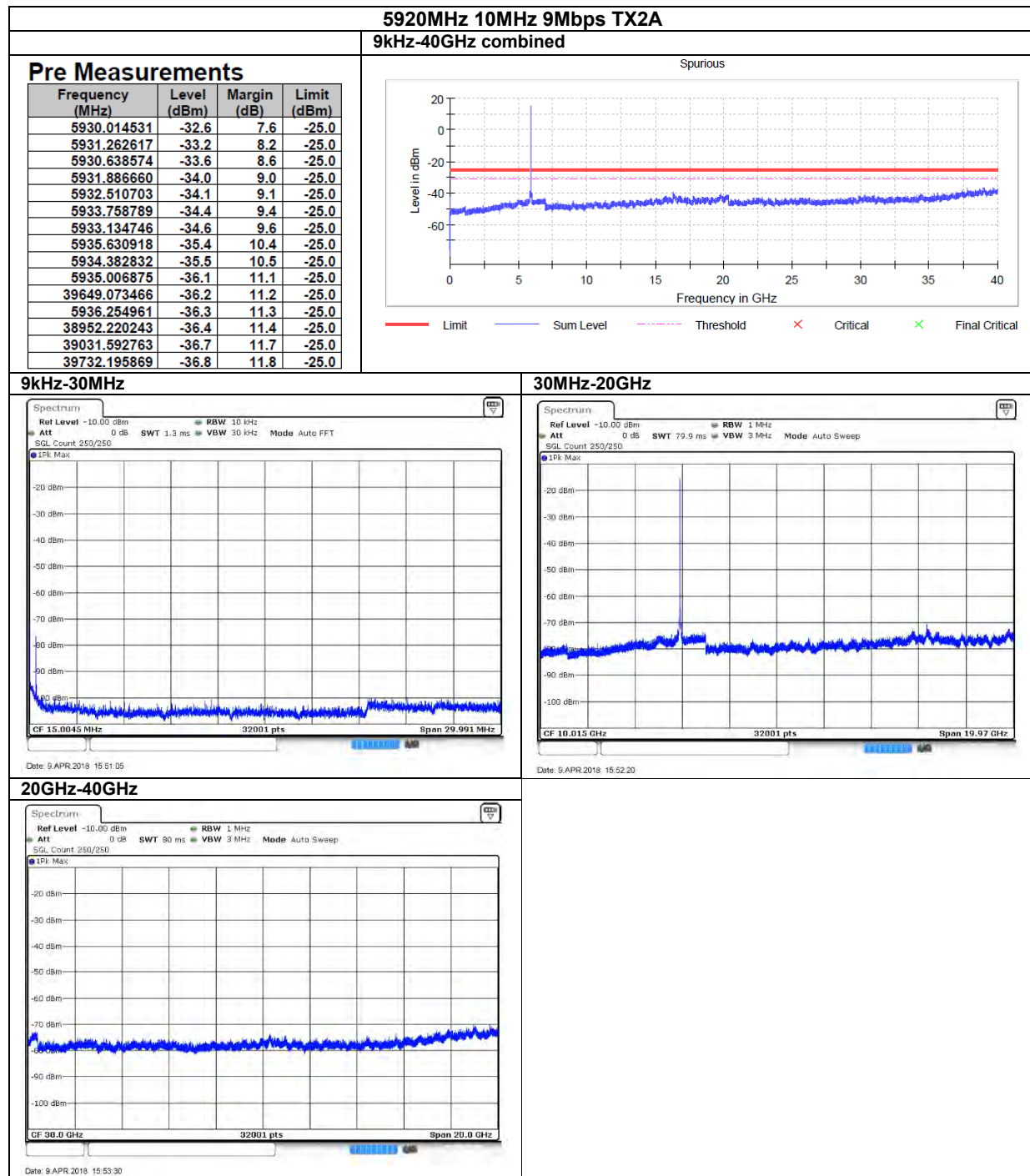
BUREAU  
VERITAS

Curtis-Straus LLC, a wholly owned subsidiary of BV CPS

One Distribution Center Circle, #1 • Littleton, MA • TEL (978) 486-8880 • FAX (978) 486-8828



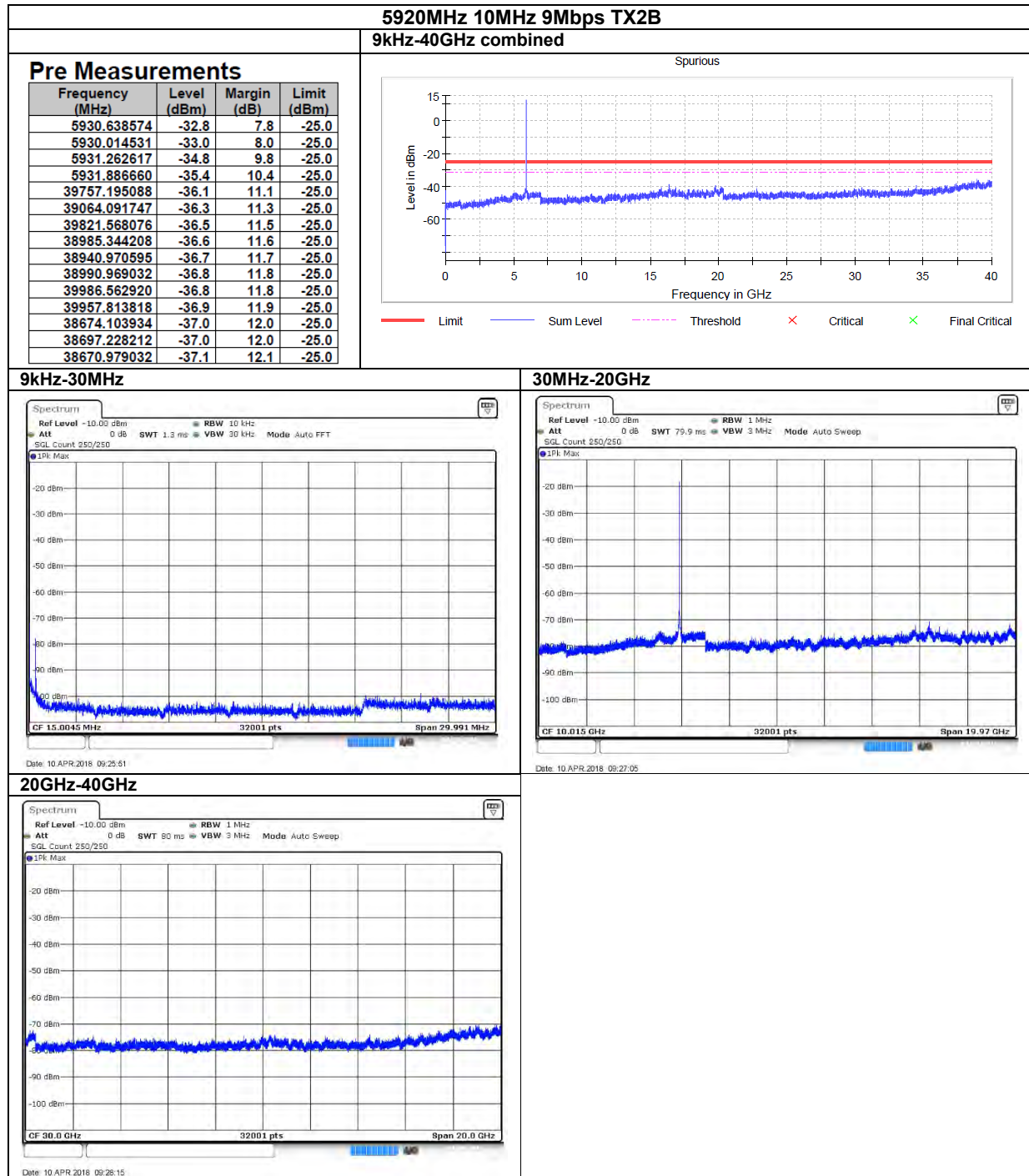




BUREAU  
VERITAS

Curtis-Straus LLC, a wholly owned subsidiary of BV CPS  
One Distribution Center Circle, #1 • Littleton, MA • TEL (978) 486-8880 • FAX (978) 486-8828





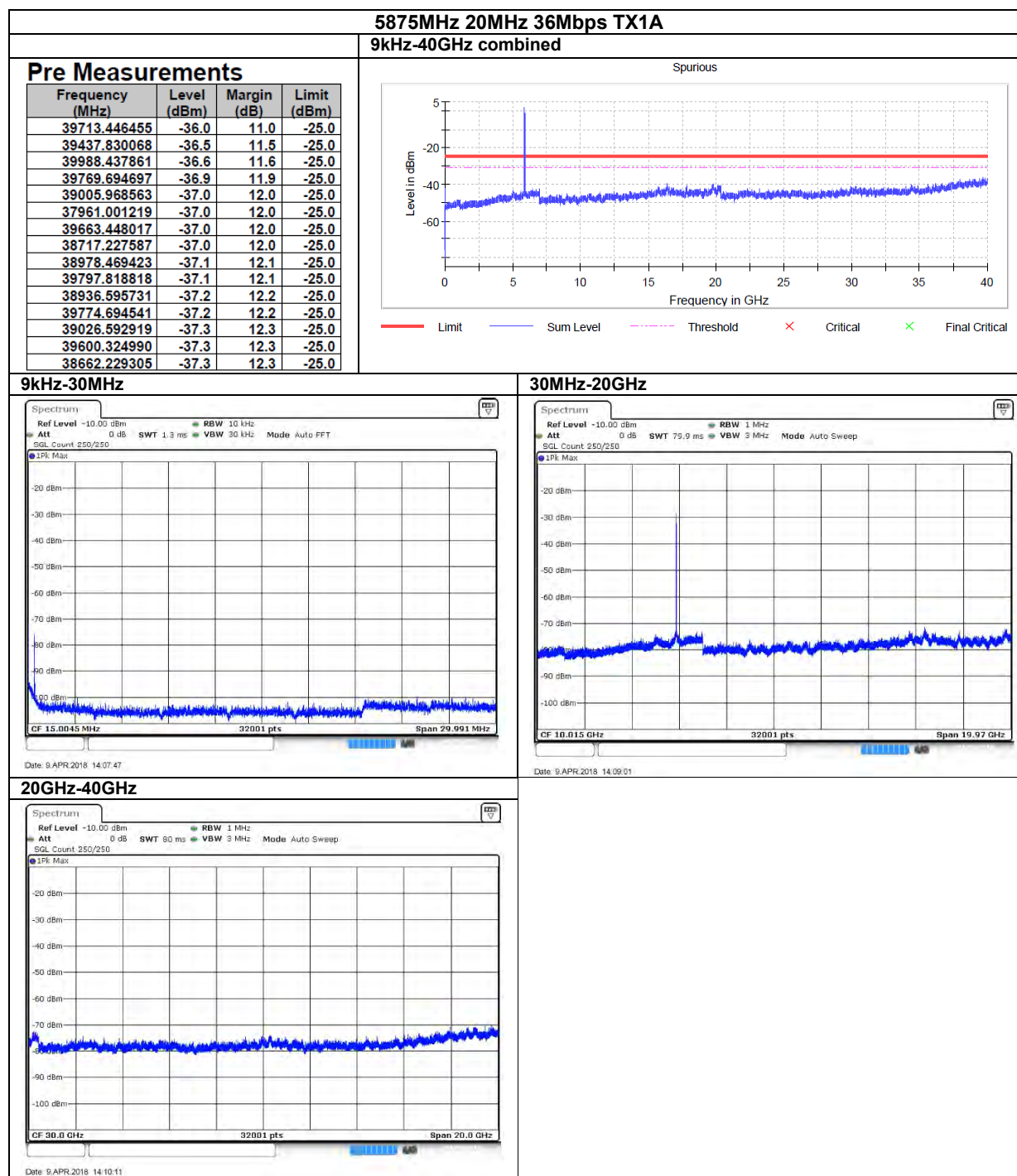
BUREAU  
VERITAS

Curtis-Straus LLC, a wholly owned subsidiary of BV CPS

One Distribution Center Circle, #1 • Littleton, MA • TEL (978) 486-8880 • FAX (978) 486-8828





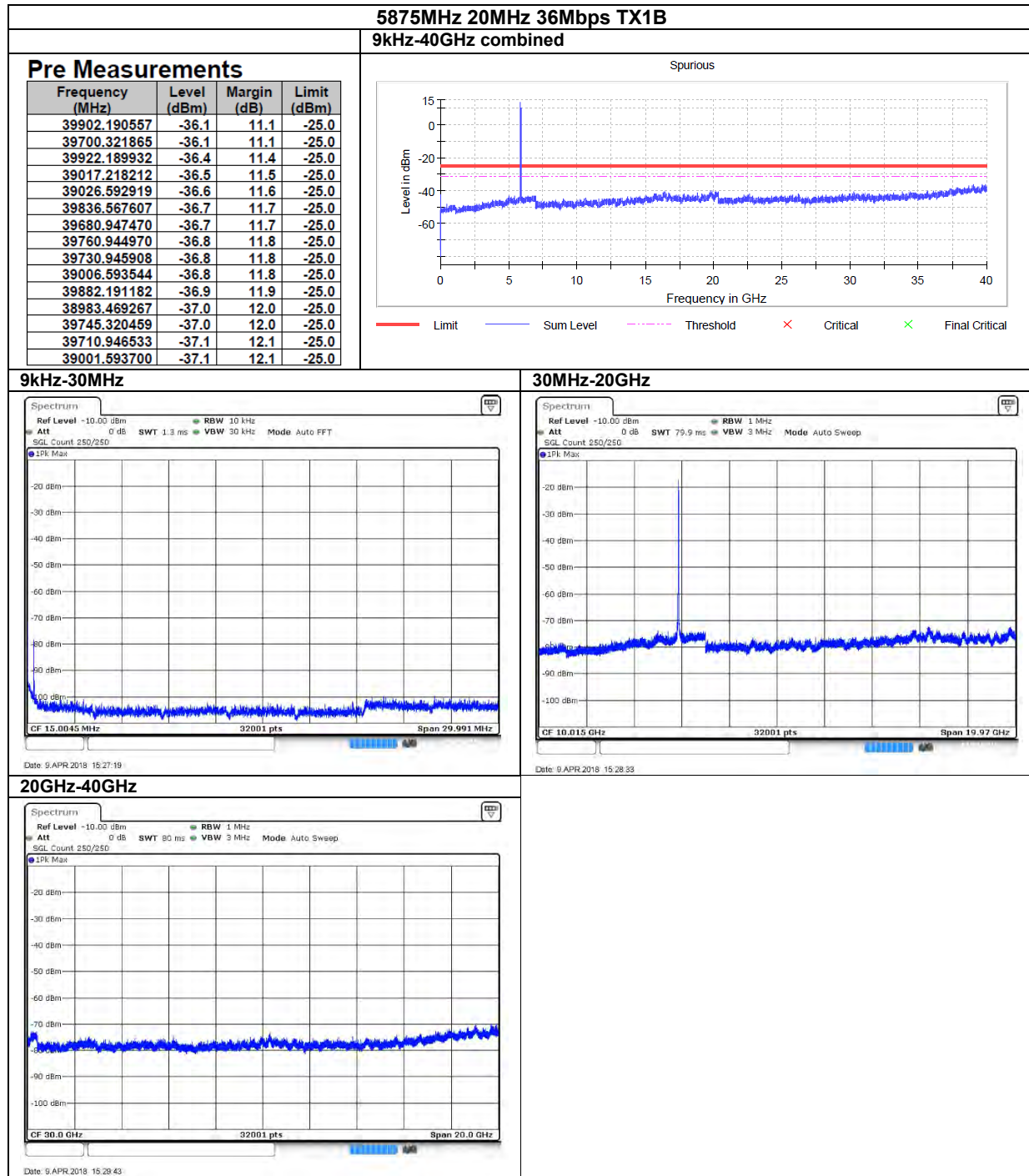


BUREAU  
VERITAS

Curtis-Straus LLC, a wholly owned subsidiary of BV CPS

One Distribution Center Circle, #1 • Littleton, MA • TEL (978) 486-8880 • FAX (978) 486-8828



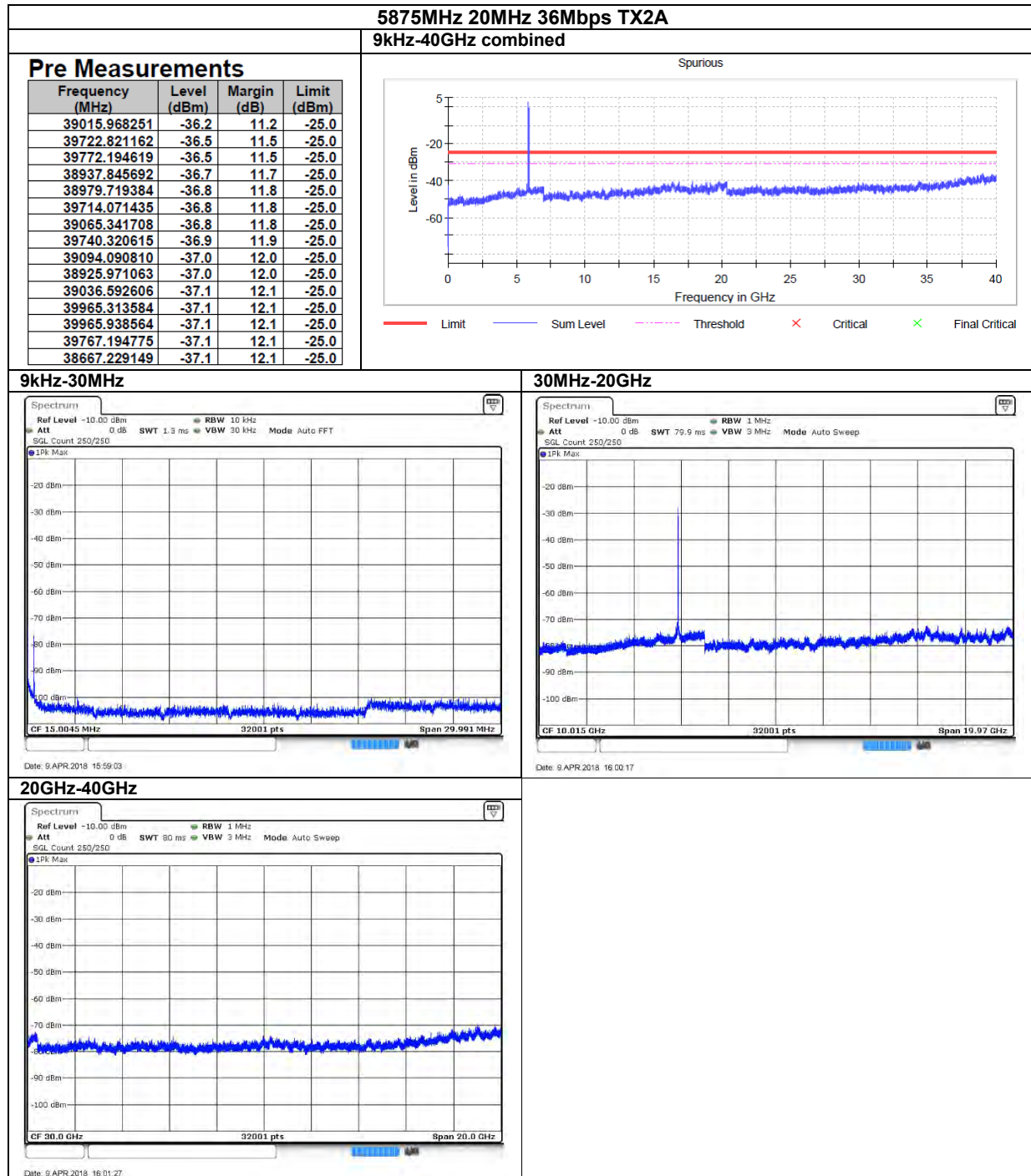


BUREAU  
VERITAS

Curtis-Straus LLC, a wholly owned subsidiary of BV CPS

One Distribution Center Circle, #1 • Littleton, MA • TEL (978) 486-8880 • FAX (978) 486-8828

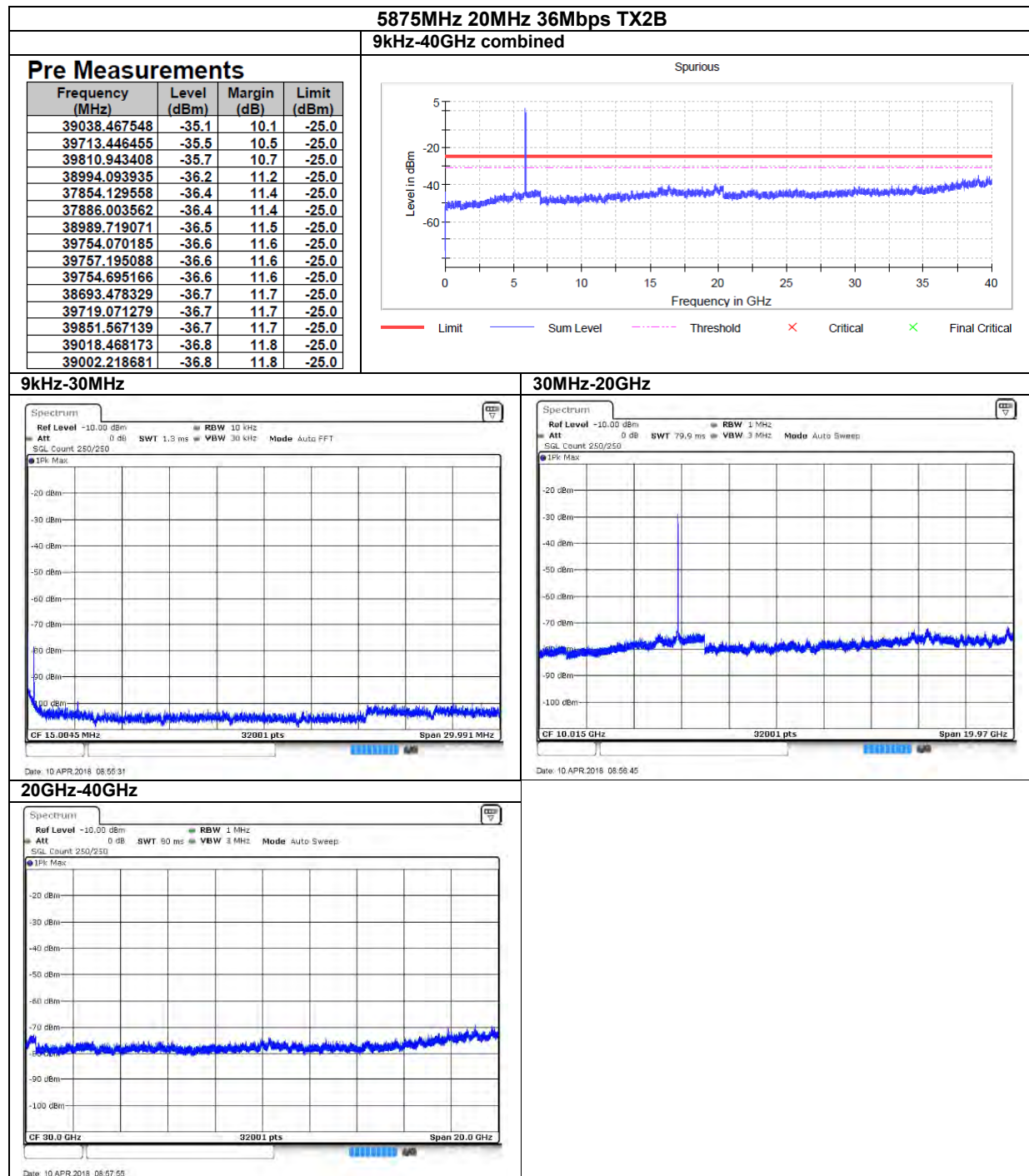


BUREAU  
VERITAS

Curtis-Straus LLC, a wholly owned subsidiary of BV CPS

One Distribution Center Circle, #1 • Littleton, MA • TEL (978) 486-8880 • FAX (978) 486-8828





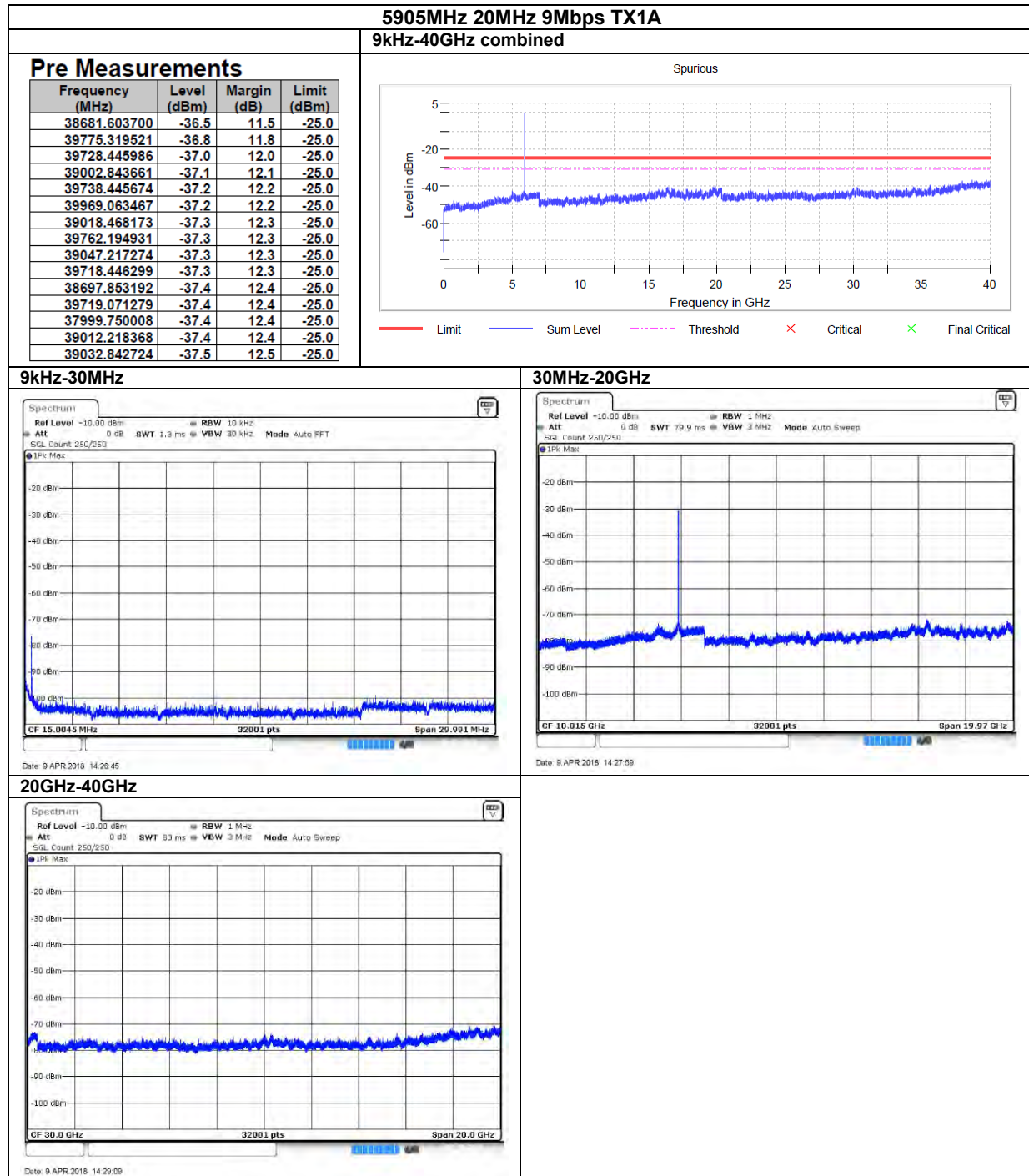
BUREAU  
VERITAS

Curtis-Straus LLC, a wholly owned subsidiary of BV CPS

One Distribution Center Circle, #1 • Littleton, MA • TEL (978) 486-8880 • FAX (978) 486-8828



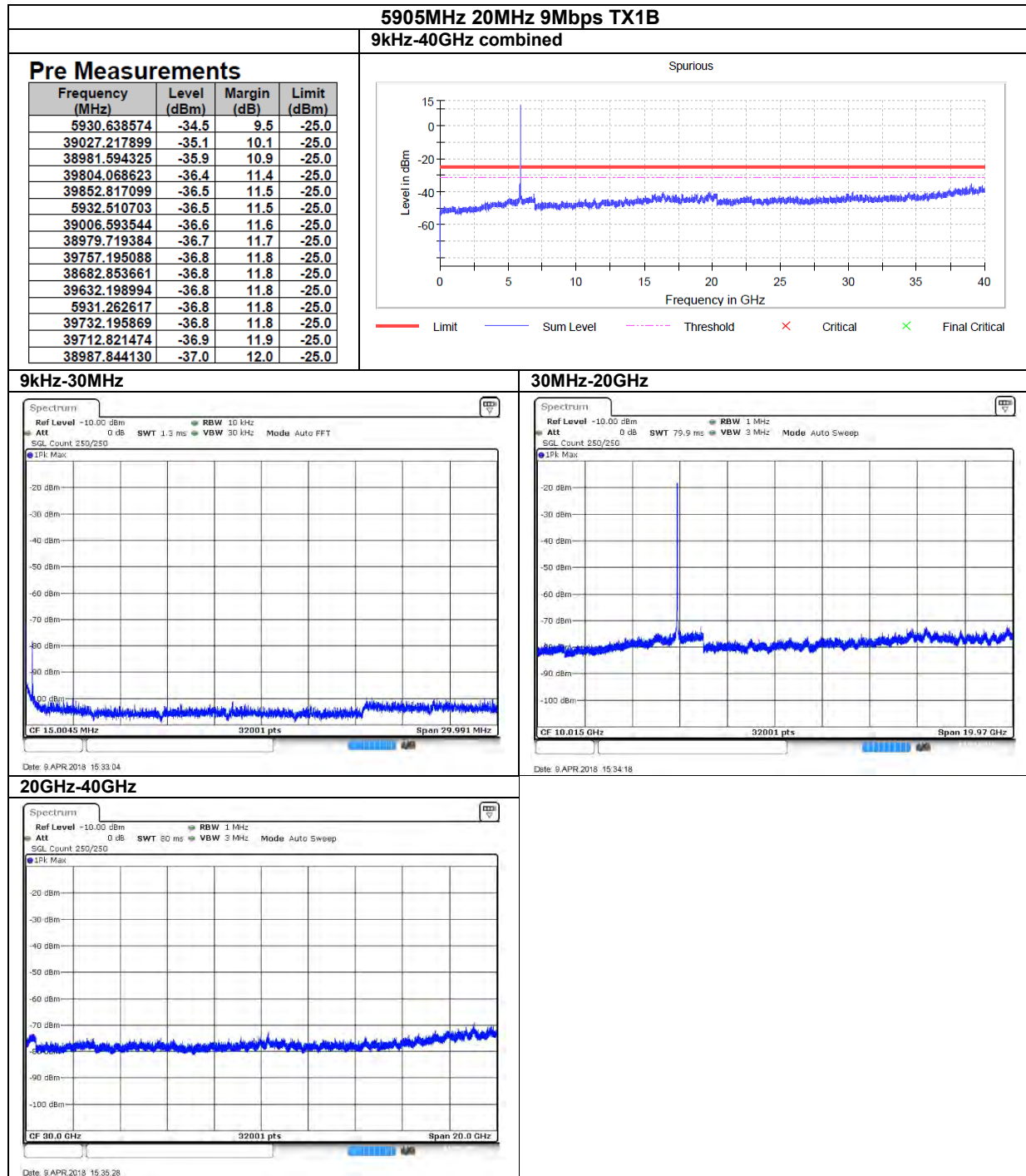




BUREAU  
VERITAS

Curtis-Straus LLC, a wholly owned subsidiary of BV CPS  
One Distribution Center Circle, #1 • Littleton, MA • TEL (978) 486-8880 • FAX (978) 486-8828

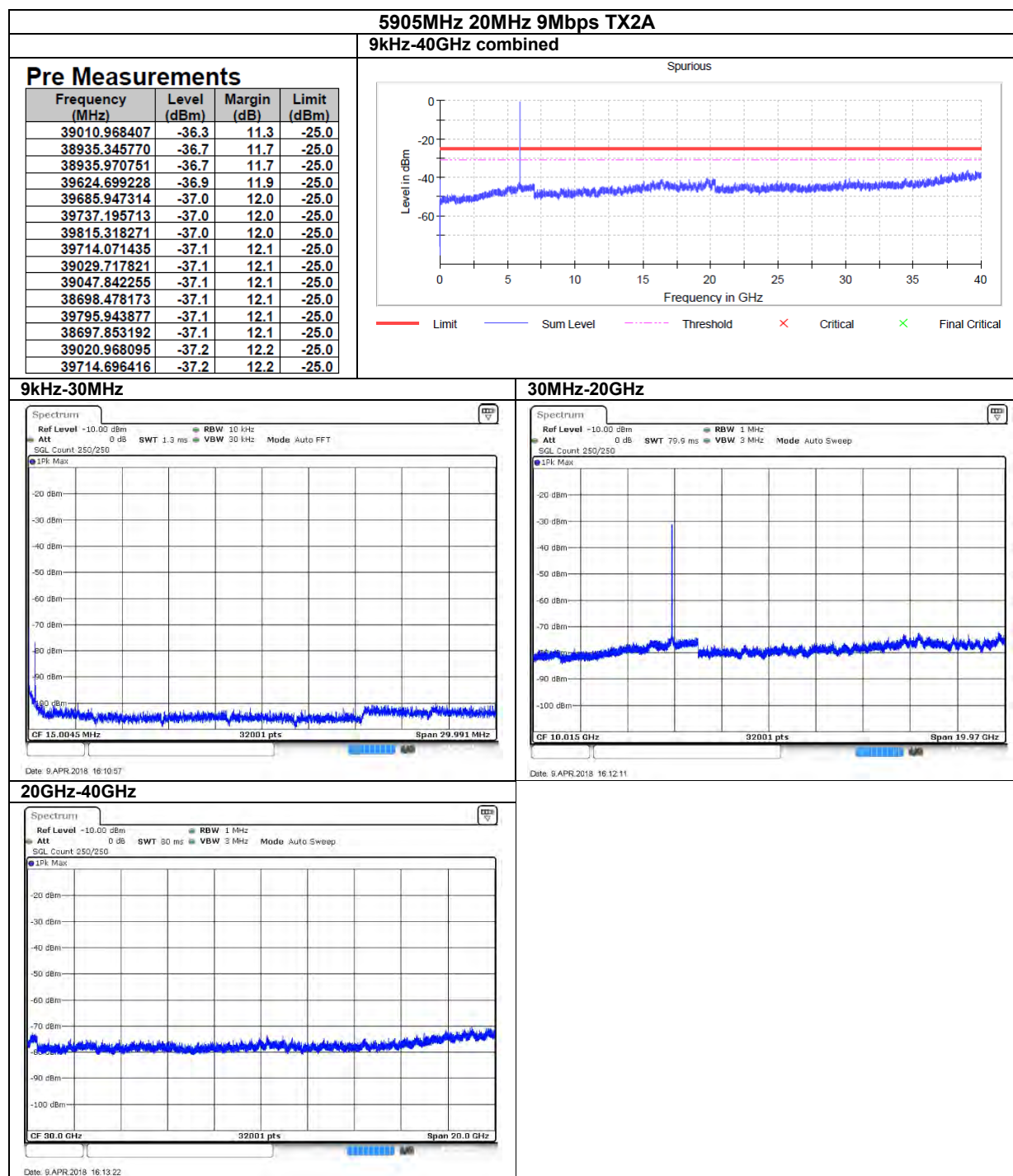




BUREAU  
VERITAS

Curtis-Straus LLC, a wholly owned subsidiary of BV CPS  
One Distribution Center Circle, #1 • Littleton, MA • TEL (978) 486-8880 • FAX (978) 486-8828



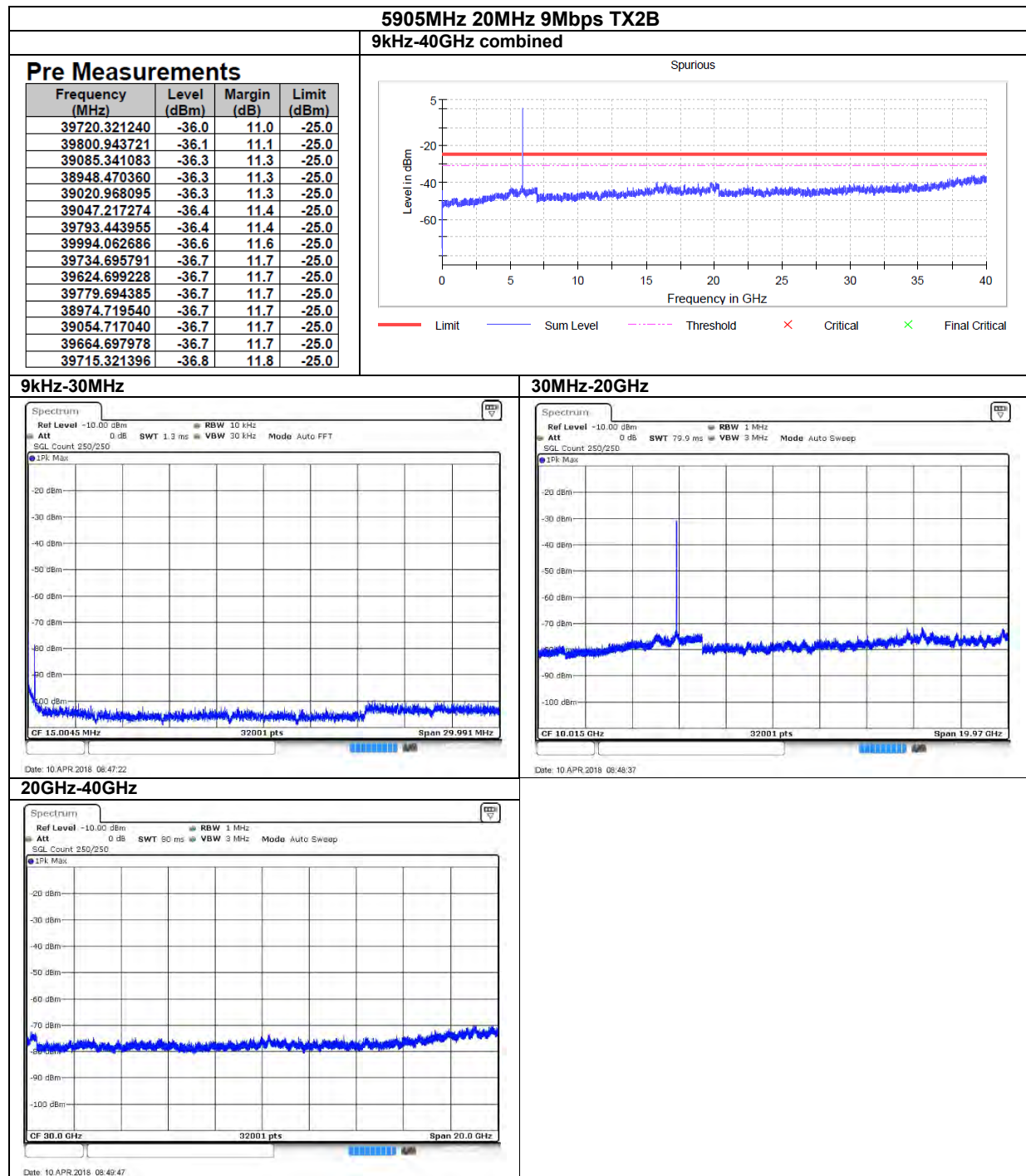


BUREAU  
VERITAS

Curtis-Straus LLC, a wholly owned subsidiary of BV CPS

One Distribution Center Circle, #1 • Littleton, MA • TEL (978) 486-8880 • FAX (978) 486-8828





BUREAU  
VERITAS

Curtis-Straus LLC, a wholly owned subsidiary of BV CPS

One Distribution Center Circle, #1 • Littleton, MA • TEL (978) 486-8880 • FAX (978) 486-8828



## Frequency Stability

Measurement Method: ANSI C63.26-2015 Section 5.6

**Port:** TX2A

**Channel:** 5890 MHz

At Nominal Voltage (120VAC)				
Temperature (°C)	Measured Frequency (MHz)	Frequency Drift (MHz)	Frequency Drift (ppm)	Limit (ppm)
-40	5.889939156	8.549E-06	1.451460224	±10
-30	5.889926757	-3.85E-06	-0.65365796	±10
-20	5.889920058	-1.0549E-05	-1.7910228	±10
-10	5.889912559	-1.8048E-05	-3.06421267	±10
0	5.889916358	-1.4249E-05	-2.41921356	±10
10	5.889912159	-1.8448E-05	-3.13212519	±10
20	5.889930607	Reference	Reference	±10
30	5.889937556	6.949E-06	1.179810165	±10
40	5.889941006	1.0399E-05	1.765555606	±10
50	5.889977302	4.6695E-05	7.927937206	±10

At Nominal Temperature 20°C				
Voltage (VAC)	Measured Frequency (MHz)	Frequency Drift (MHz)	Frequency Drift (ppm)	Limit (ppm)
100	5.889926607	-4E-06	-0.67912515	±10
120	5.889930607	Reference	Reference	±10
240	5.889928357	-2.25E-06	-0.3820079	±10