

APPENDIX C - SETUP PHOTOS

Figure C.1 Setup, Face Configuration





Setup Photo - FACE Configuration				Separation Distance to Phantom (mm)	
Accessories Shown					
Antenna	Battery	Body	Audio	Antenna	DUT
SRA-20A	SBR-39Li	n/a	n/a	35	25
DUT					
FTA-850					
Normal View					
Close-Up View					

Figure C.2 Setup, Body Configuration

Setup Photo - BODY Configuration				Separation Distance to Phantom (mm)	
Accessories Shown					
Antenna	Battery	Body	Audio	Antenna	DUT
SRA-20A	SBR-39Li	SHB-11	SSM-10A	35	0
DUT					
FTA-850					
Normal View					
Close-Up View					