



Exhibit: Test Setup Photos

Report File #: 7169006761R-000

Client	Kapsch TrafficCom Canada Inc.	
Product	TRP-8100; Model:802477A-TAB	
Standard(s)	RSS 137 Issue 2 FCC Part 90 Subpart M	




Figure 1 – Radiated Emissions Setup – Photo 1

Client	Kapsch TrafficCom Canada Inc.	
Product	TRP-8100; Model:802477A-TAB	
Standard(s)	RSS 137 Issue 2 FCC Part 90 Subpart M	




Figure 2 – Radiated Emissions Setup – Photo 2

Client	Kapsch TrafficCom Canada Inc.	
Product	TRP-8100; Model:802477A-TAB	
Standard(s)	RSS 137 Issue 2 FCC Part 90 Subpart M	




Figure 3 – Antenna Port Conducted Emissions Setup