



## PHOTOGRAPHS OF THE TEST CONFIGURATION

WLAN / BT

AC Power Conducted Emissions



### Unwanted Emissions below 1 GHz




### Unwanted Emissions above 1 GHz



## DFS

### Set EUT as Client mode (Radar injected into Master)




24G


### AC Power Conducted Emissions




### Unwanted Emissions below 1 GHz



**Unwanted Emissions above 1 GHz  
(Frequency range: 1GHz ~ 18GHz)**




(Frequency range: 18GHz ~ 40GHz)





(Frequency range: 40GHz ~ 50GHz)



(Frequency range: 50GHz ~ 75GHz)



(Frequency range: 75GHz ~ 100GHz)

