

Test Laboratory: Compliance Certification Services Inc.

D835V2-SN 4d015-Body

DUT: Dipole 835 MHz; Type: D835V2; Serial: 4d015

Communication System: CW 835; Frequency: 835 MHz; Duty Cycle: 1:1

Medium parameters used (interpolated): $f = 835$ MHz; $\sigma = 0.986$ mho/m; $\epsilon_r = 56.4$; $\rho = 1000$ kg/m³

Phantom section: Flat Section

Air Temperature: 24.6 deg C; Liquid Temperature: 23.6 deg C

Area Scan Find Secondary Maximum Within 2dB and with a peak SAR value greater than 0.0012W/kg

DASY4 Configuration:

- Probe: EX3DV4 - SN3554; ConvF(7.28, 7.28, 7.28);
- Sensor-Surface: 2.5mm (Mechanical Surface Detection)
- Electronics: DAE4 Sn558; Calibrated: 7/17/2009
- Phantom: Flat Phantom ELI4.0; Type: QDOVA001BA; Serial: 1052
- Measurement SW: DASY4, V4.7 Build 80; Postprocessing SW: SEMCAD, V1.8 Build 186

d=10mm, Pin=250mW/Area Scan (7x7x1): Measurement grid: dx=15mm, dy=15mm

Maximum value of SAR (measured) = 3.25 mW/g

d=10mm, Pin=250mW/Zoom Scan (7x7x7)/Cube 0: Measurement grid:

dx=5mm, dy=5mm, dz=5mm

Reference Value = 53.8 V/m; Power Drift = -0.007 dB

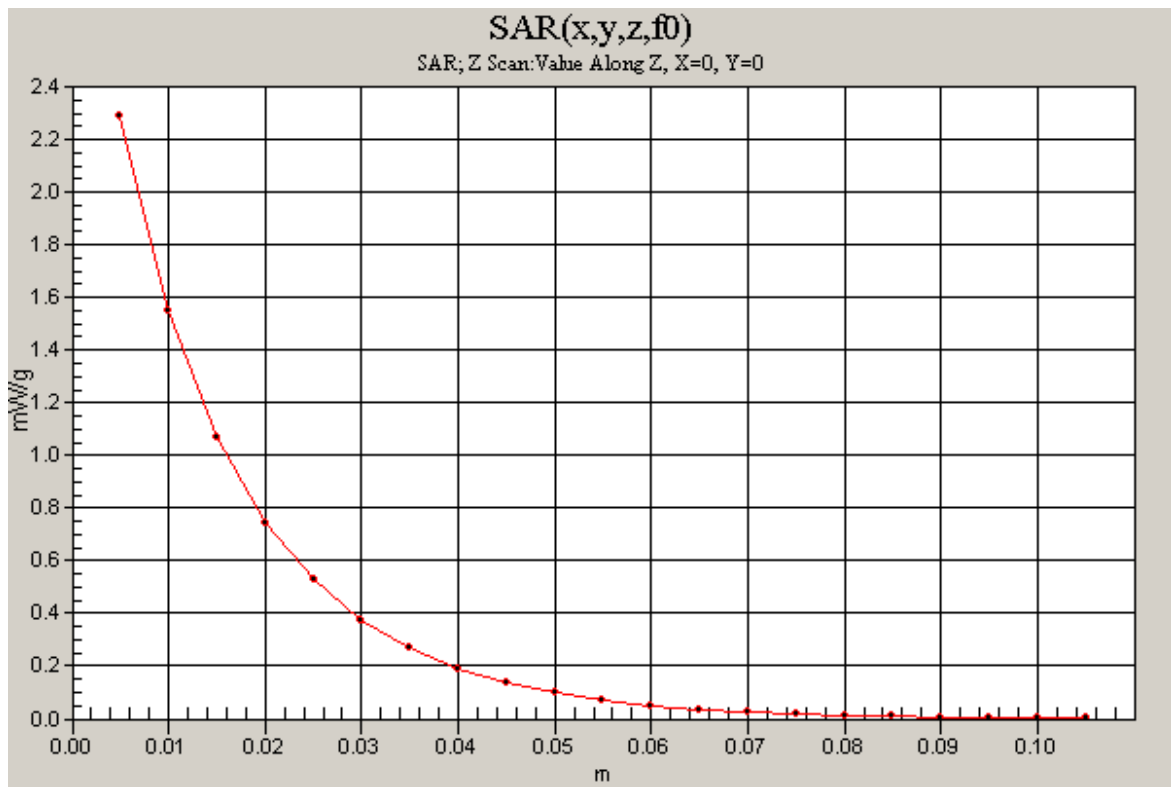
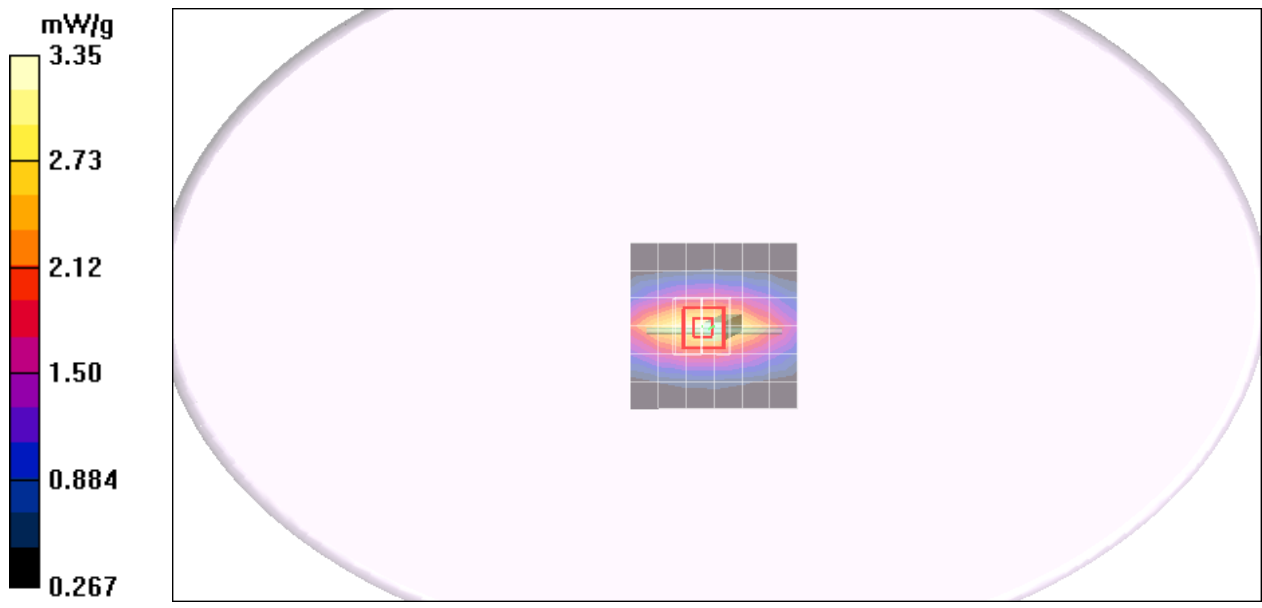
Peak SAR (extrapolated) = 4.11 W/kg

SAR(1 g) = 2.43 mW/g; SAR(10 g) = 1.63 mW/g

Maximum value of SAR (measured) = 3.3 mW/g

d=10mm, Pin=250mW/Z Scan (1x1x21): Measurement grid: dx=20mm, dy=20mm, dz=5mm

Maximum value of SAR (measured) = 2.29 mW/g



Test Laboratory: Compliance Certification Services Inc.

D1900V2 SN-5d056 Body

DUT: Dipole 1900 MHz; Type: D1900V2; Serial: 5d056

Communication System: PCS 1900; Frequency: 1900 MHz; Duty Cycle: 1:1

Medium parameters used: $f = 1900$ MHz; $\sigma = 1.49$ mho/m; $\epsilon_r = 51.7$; $\rho = 1000$ kg/m³

Phantom section: Flat Section

Air Temperature: 24.6 deg C; Liquid Temperature: 23.6 deg C

Area Scan Find Secondary Maximum Within 2dB and with a peak SAR value greater than 0.0012W/kg

DASY4 Configuration:

- Probe: EX3DV4 - SN3554; ConvF(5.97, 5.97, 5.97);
- Sensor-Surface: 2.5mm (Mechanical Surface Detection)
- Electronics: DAE4 Sn558; Calibrated: 7/17/2009
- Phantom: Flat Phantom ELI4.0; Type: QDOVA001BA; Serial: SN: 1052
- Measurement SW: DASY4, V4.7 Build 80; Postprocessing SW: SEMCAD, V1.8 Build 186

Pin=250mW,d=10mm/Area Scan (6x6x1): Measurement grid: dx=15mm, dy=15mm

Maximum value of SAR (measured) = 9.21 mW/g

Pin=250mW,d=10mm/Zoom Scan (7x7x7)/Cube 0: Measurement grid: dx=5mm, dy=5mm, dz=5mm

Reference Value = 95.5 V/m; Power Drift = -0.014 dB

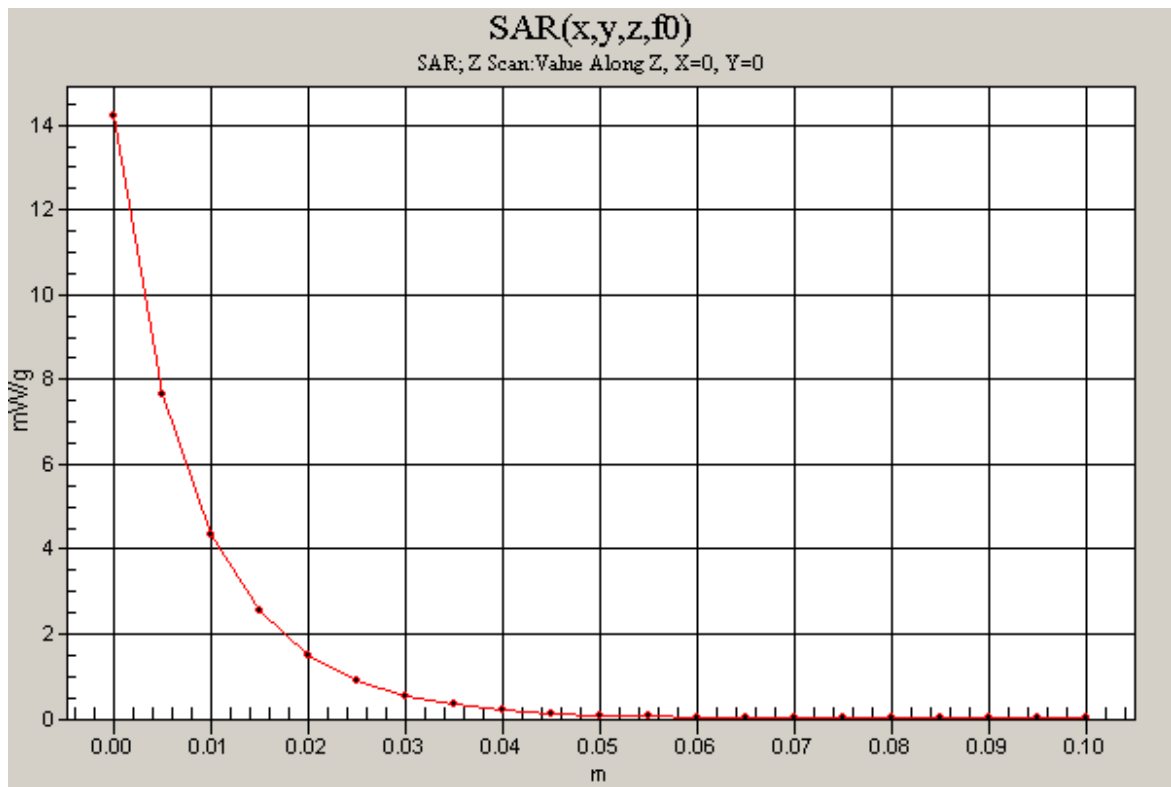
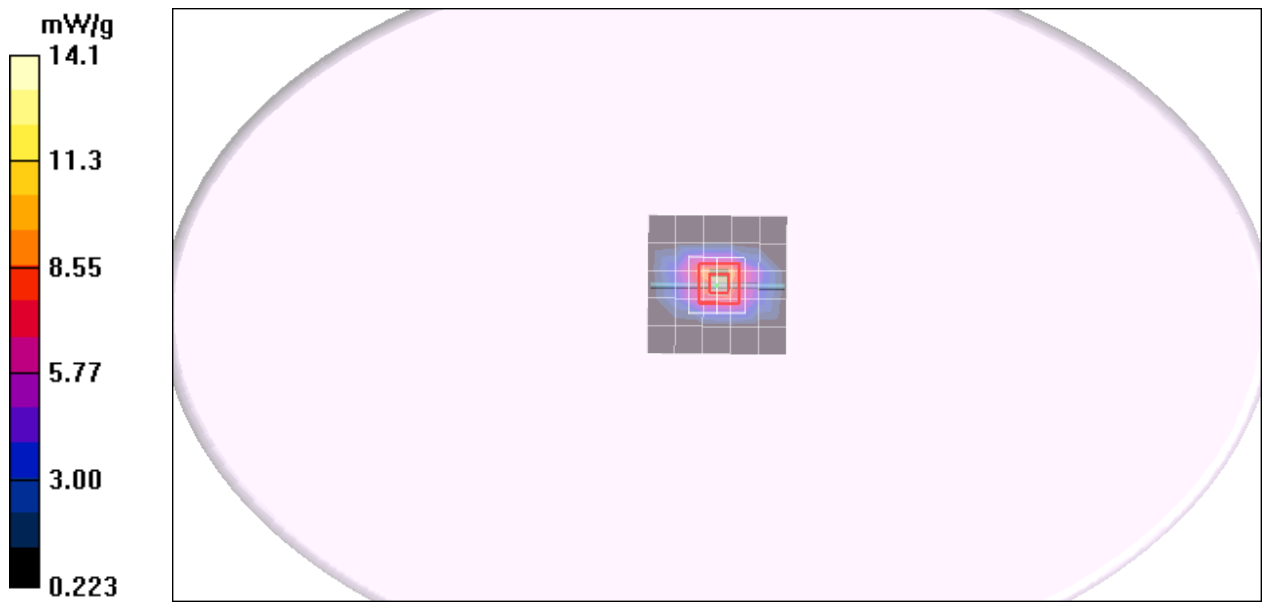
Peak SAR (extrapolated) = 18.7 W/kg

SAR(1 g) = 10.2 mW/g; SAR(10 g) = 5.38 mW/g

Maximum value of SAR (measured) = 13.5 mW/g

Pin=250mW,d=10mm/Z Scan (1x1x21): Measurement grid: dx=20mm, dy=20mm, dz=5mm

Maximum value of SAR (measured) = 13.3 mW/g



Test Laboratory: Compliance Certification Services Inc.

D2450V2 SN-728 Body

DUT: Dipole 2450 MHz; Type: D2450V2; Serial: D2450V2 - SN:728

Communication System: CW2450; Frequency: 2450 MHz; Duty Cycle: 1:1

Medium parameters used: $f = 2450$ MHz; $\sigma = 1.99$ mho/m; $\epsilon_r = 51.2$; $\rho = 1000$ kg/m³

Phantom section: Flat Section

Air Temperature: 24.4 deg C; Liquid Temperature: 23.4 deg C

Area Scan Find Secondary Maximum Within 2dB and with a peak SAR value greater than 0.0012W/kg

DASY4 Configuration:

- Probe: EX3DV4 - SN3554; ConvF(5.8, 5.8, 5.8);
- Sensor-Surface: 2.5mm (Mechanical Surface Detection)
- Electronics: DAE4 Sn558; Calibrated: 7/17/2009
- Phantom: Flat Phantom ELI4.0; Type: QDOVA001BA; Serial: SN: 1052
- Measurement SW: DASY4, V4.7 Build 80; Postprocessing SW: SEMCAD, V1.8 Build 186

Pin=250mW,d=10mm/Area Scan (6x6x1): Measurement grid: dx=15mm, dy=15mm

Maximum value of SAR (measured) = 13.0 mW/g

Pin=250mW,d=10mm/Zoom Scan (7x7x7)/Cube 0: Measurement grid:

dx=5mm, dy=5mm, dz=5mm

Reference Value = 77.5 V/m; Power Drift = -0.038 dB

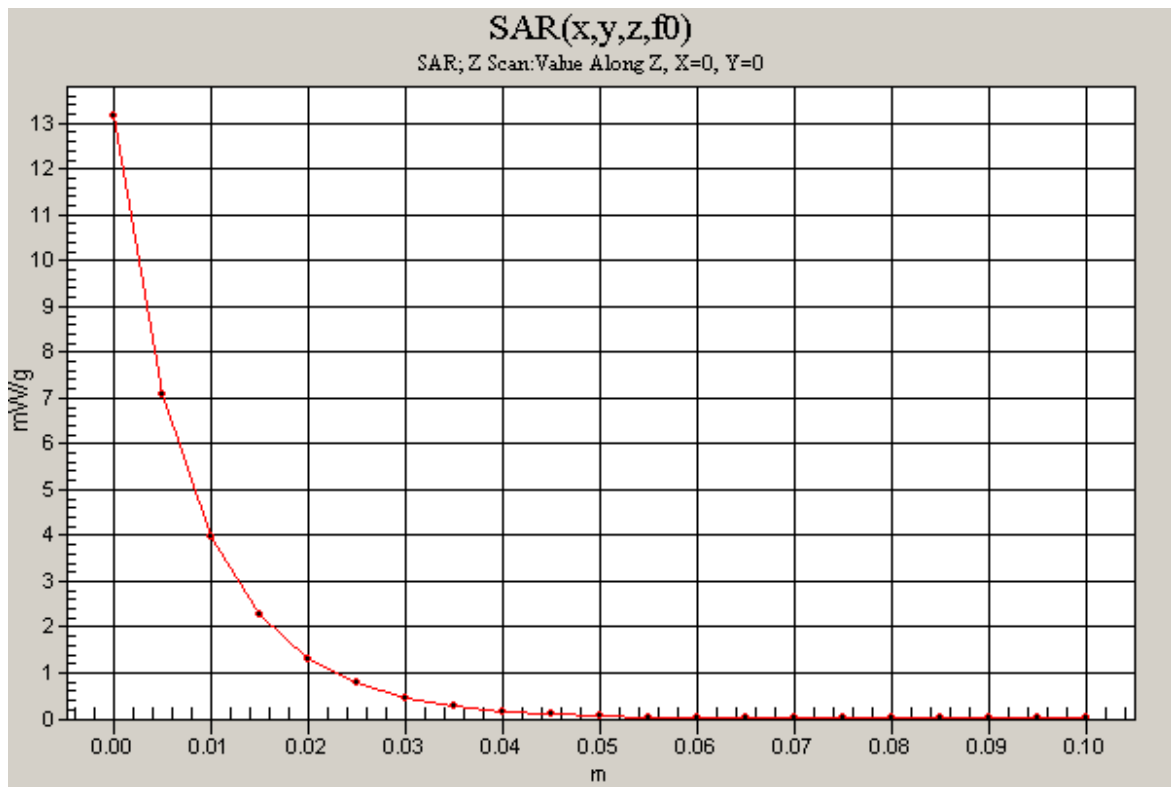
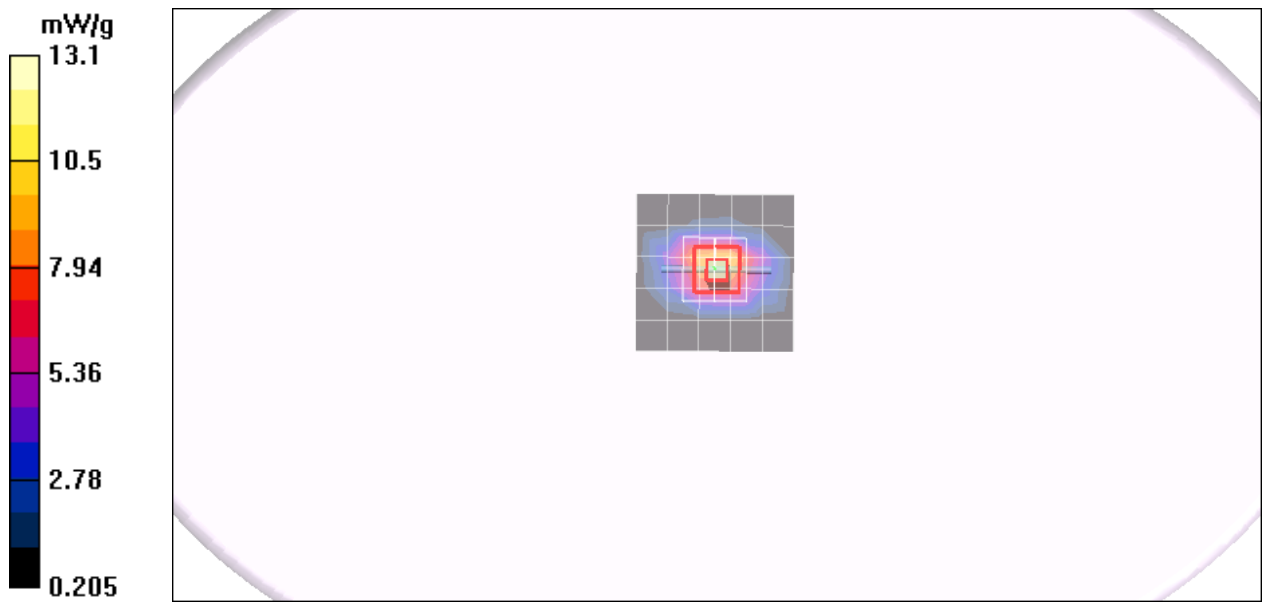
Peak SAR (extrapolated) = 21.3 W/kg

SAR(1 g) = 12.9 mW/g; SAR(10 g) = 5.97 mW/g

Maximum value of SAR (measured) = 12.5 mW/g

Pin=250mW,d=10mm/Z Scan (1x1x21): Measurement grid: dx=20mm, dy=20mm, dz=5mm

Maximum value of SAR (measured) = 13.0 mW/g



Test Laboratory: Compliance Certification Services Inc.

GPRS 80 Body Bottom Flated 2Up mode Gobi2000

DUT: NotebookComputer; Type: NotebookComputer; Serial: N/A

Communication System: GPRS 850; Frequency: 836.6 MHz; Duty Cycle: 1:4

Medium parameters used (interpolated): $f = 836.6$ MHz; $\sigma = 0.987$ mho/m; $\epsilon_r = 56.4$; $\rho = 1000$ kg/m³

Phantom section: Flat Section

Air Temperature: 24.6 deg C; Liquid Temperature: 23.6 deg C

Area Scan Find Secondary Maximum Within 2dB and with a peak SAR value greater than 0.0012W/kg

DASY4 Configuration:

- Probe: EX3DV4 - SN3554; ConvF(7.28, 7.28, 7.28);
- Sensor-Surface: 2.5mm (Mechanical Surface Detection)
- Electronics: DAE4 Sn558; Calibrated: 7/17/2009
- Phantom: Flat Phantom ELI4.0; Type: QDOVA001BA; Serial: SN: 1052
- Measurement SW: DASY4, V4.7 Build 80; Postprocessing SW: SEMCAD, V1.8 Build 186

GPRS 80 Middle CH190/Area Scan (10x10x1): Measurement grid:

dx=15mm, dy=15mm

Maximum value of SAR (measured) = 0.046 mW/g

GPRS 80 Middle CH190/Zoom Scan (7x7x9)/Cube 0: Measurement

grid: dx=5mm, dy=5mm, dz=3mm

Reference Value = 0.000 V/m; Power Drift = -0.093 dB

Peak SAR (extrapolated) = 0.061 W/kg

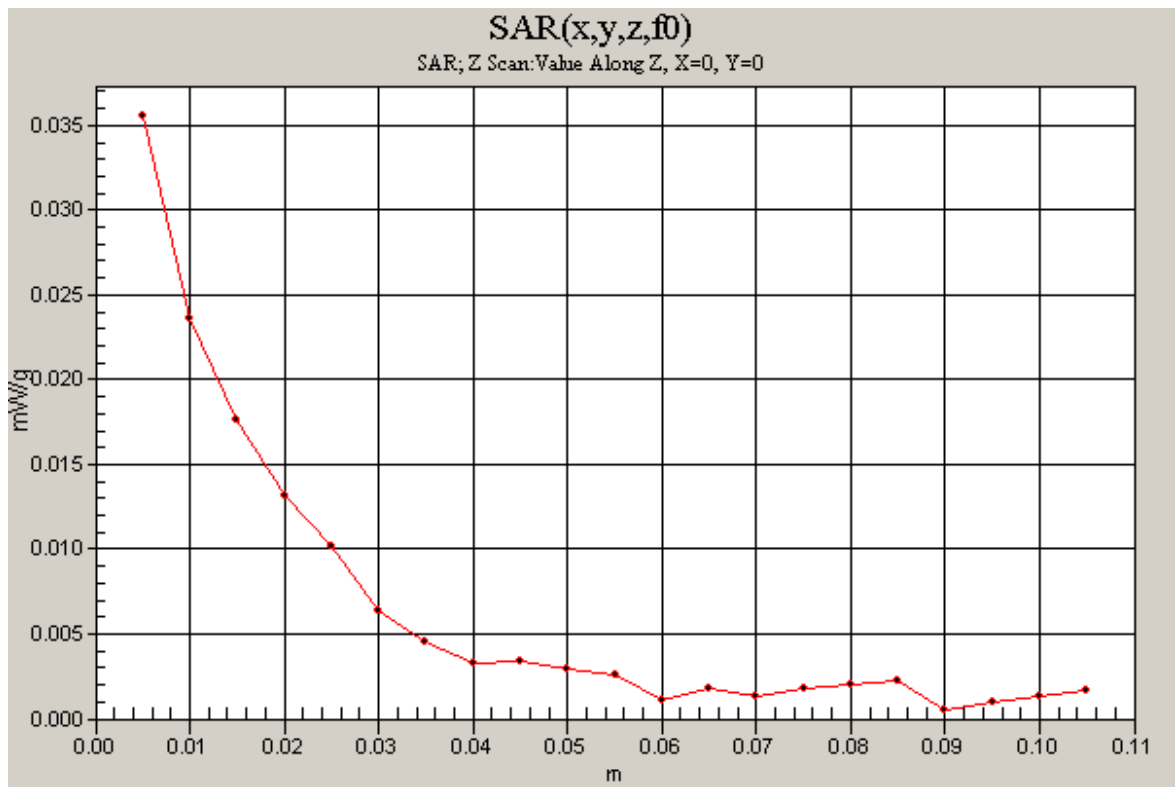
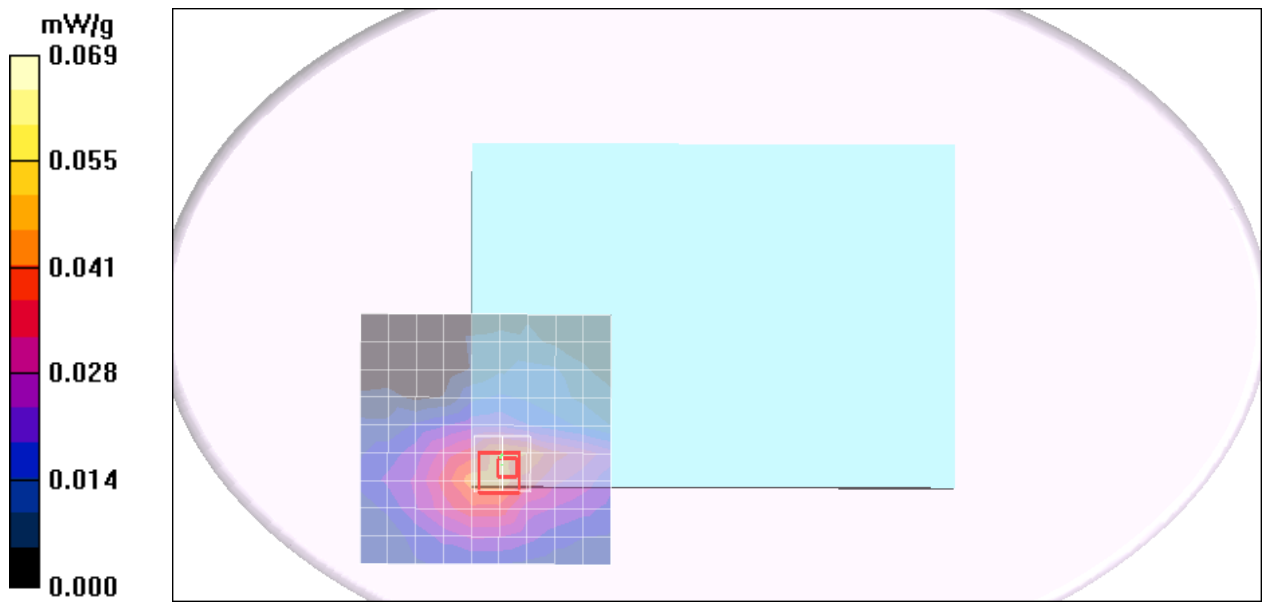
SAR(1 g) = 0.02 mW/g; SAR(10 g) = 0.029 mW/g

Maximum value of SAR (measured) = 0.050 mW/g

GPRS 80 Middle CH190/Z Scan (1x1x21): Measurement grid: dx=20mm,

dy=20mm, dz=5mm

Maximum value of SAR (measured) = 0.036 mW/g



Test Laboratory: Compliance Certification Services Inc.

CDMA PCS Body Bottom Flated mode Gobi2000

DUT: GOBI2000; Type: GOBI2000; Serial: N/A

Communication System: CDMA PCS; Frequency: 1851.25 MHz; Duty Cycle: 1:1

Medium parameters used: $f = 1852$ MHz; $\sigma = 1.44$ mho/m; $\epsilon_r = 51.9$; $\rho = 1000$ kg/m³

Phantom section: Flat Section

Air Temperature: 24.6 deg C; Liquid Temperature: 23.6 deg C

Area Scan Find Secondary Maximum Within 2dB and with a peak SAR value greater than 0.0012W/kg

DASY4 Configuration:

- Probe: EX3DV4 - SN3554; ConvF(5.97, 5.97, 5.97);
- Sensor-Surface: 2.5mm (Mechanical Surface Detection)
- Electronics: DAE4 Sn558; Calibrated: 7/17/2009
- Phantom: Flat Phantom ELI4.0; Type: QDOVA001BA; Serial: SN: 1052
- Measurement SW: DASY4, V4.7 Build 80; Postprocessing SW: SEMCAD, V1.8 Build 186

CDMA PCS Low CH25/Area Scan (10x23x1): Measurement grid: dx=15mm, dy=15mm

Maximum value of SAR (measured) = 0.039 mW/g

CDMA PCS Low CH25/Zoom Scan (7x7x9)/Cube 0: Measurement grid:

dx=5mm, dy=5mm, dz=3mm

Reference Value = 0.000 V/m; Power Drift = 0.000 dB

Peak SAR (extrapolated) = 0.060 W/kg

SAR(1 g) = 0.031 mW/g; SAR(10 g) = 0.016 mW/g

Maximum value of SAR (measured) = 0.041 mW/g

CDMA PCS Low CH25/Zoom Scan (7x7x9)/Cube 1: Measurement grid:

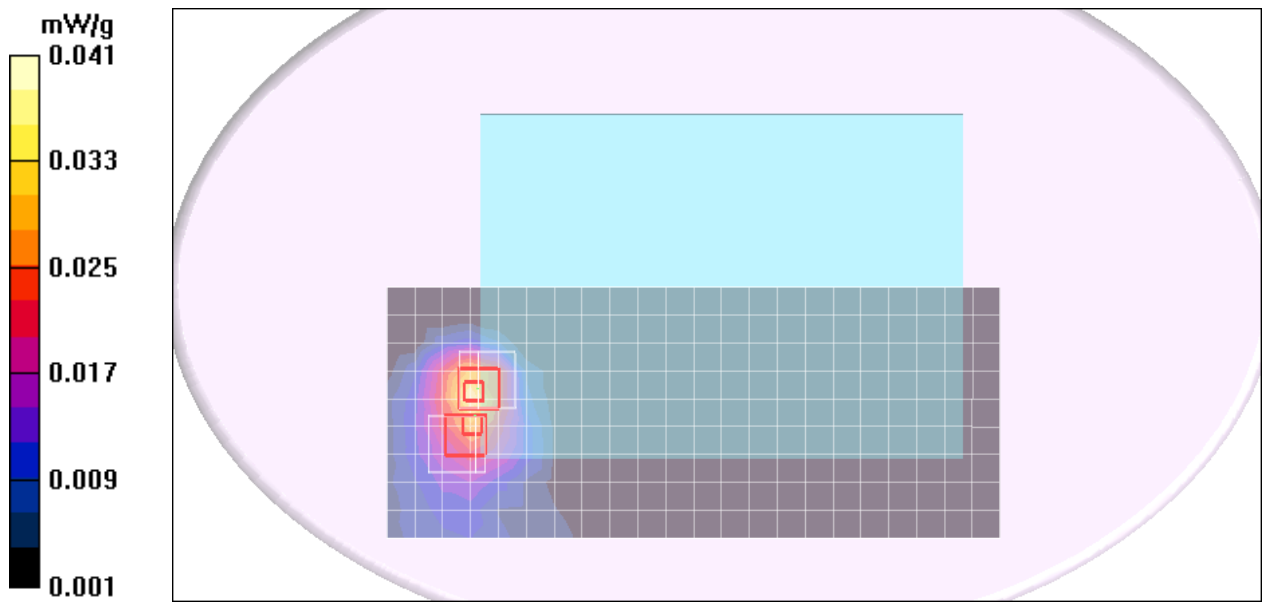
dx=5mm, dy=5mm, dz=3mm

Reference Value = 0.000 V/m; Power Drift = 0.000 dB

Peak SAR (extrapolated) = 0.050 W/kg

SAR(1 g) = 0.025 mW/g; SAR(10 g) = 0.013 mW/g

Maximum value of SAR (measured) = 0.037 mW/g



Test Laboratory: Compliance Certification Services Inc.

80211b Body Bottom Flated mode AR5B95 antenna Main

DUT: AR5B95; Type: AR5B95; Serial: N/A

Communication System: IEEE 802.11b WLAN; Frequency: 2462 MHz; Duty Cycle: 1:1

Medium parameters used: $f = 2462$ MHz; $\sigma = 2.01$ mho/m; $\epsilon_r = 51.2$; $\rho = 1000$ kg/m³

Phantom section: Flat Section

Air Temperature: 24.4 deg C; Liquid Temperature: 23.4 deg C

Area Scan Find Secondary Maximum Within 2dB and with a peak SAR value greater than 0.0012W/kg

DASY4 Configuration:

- Probe: EX3DV4 - SN3554; ConvF(5.8, 5.8, 5.8);
- Sensor-Surface: 2.5mm (Mechanical Surface Detection)
- Electronics: DAE4 Sn558; Calibrated: 7/17/2009
- Phantom: Flat Phantom ELI4.0; Type: QDOVA001BA; Serial: SN: 1052
- Measurement SW: DASY4, V4.7 Build 80; Postprocessing SW: SEMCAD, V1.8 Build 186

80211b High CH11/Area Scan (11x10x1): Measurement grid: dx=15mm, dy=15mm

Maximum value of SAR (measured) = 0.036 mW/g

80211b High CH11/Zoom Scan (7x7x9)/Cube 0: Measurement grid: dx=5mm, dy=5mm, dz=3mm

Reference Value = 0.000 V/m; Power Drift = -0.089 dB

Peak SAR (extrapolated) = 0.062 W/kg

SAR(1 g) = 0.030 mW/g; SAR(10 g) = 0.017 mW/g

Maximum value of SAR (measured) = 0.041 mW/g

80211b High CH11/Zoom Scan (7x7x9)/Cube 1: Measurement grid: dx=5mm, dy=5mm, dz=3mm

Reference Value = 0.000 V/m; Power Drift = -0.089 dB

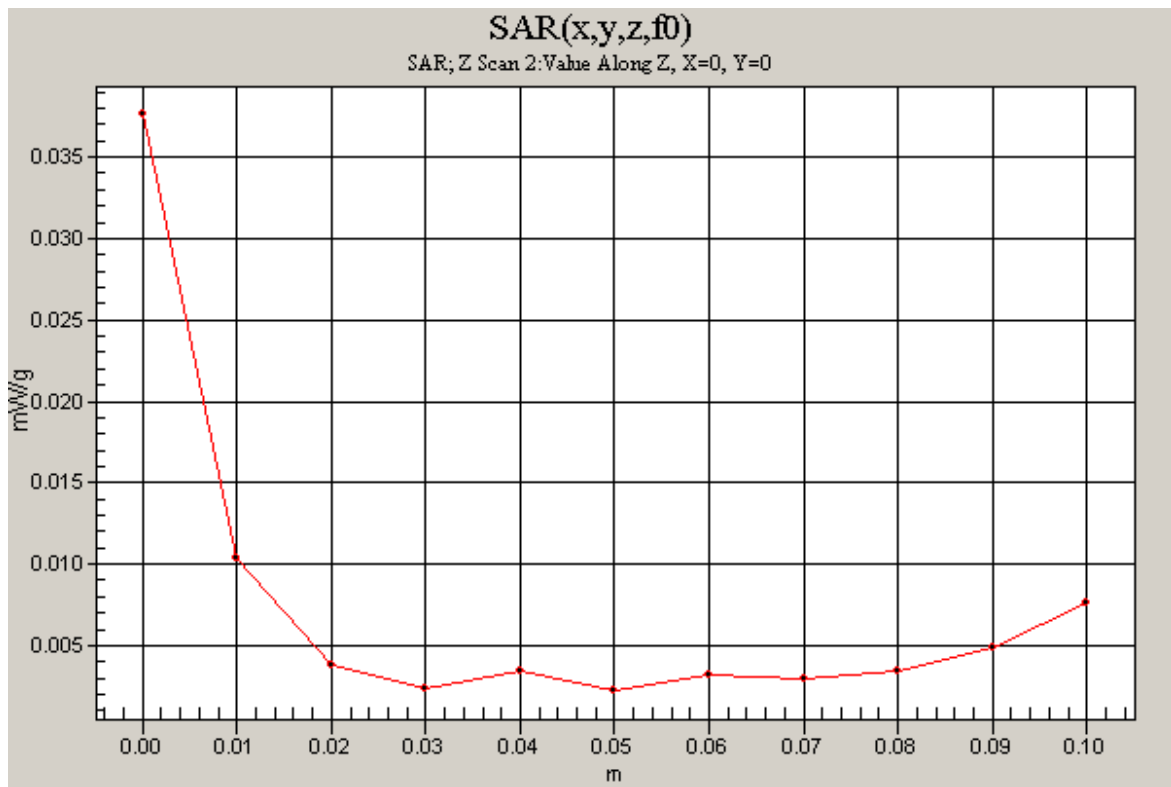
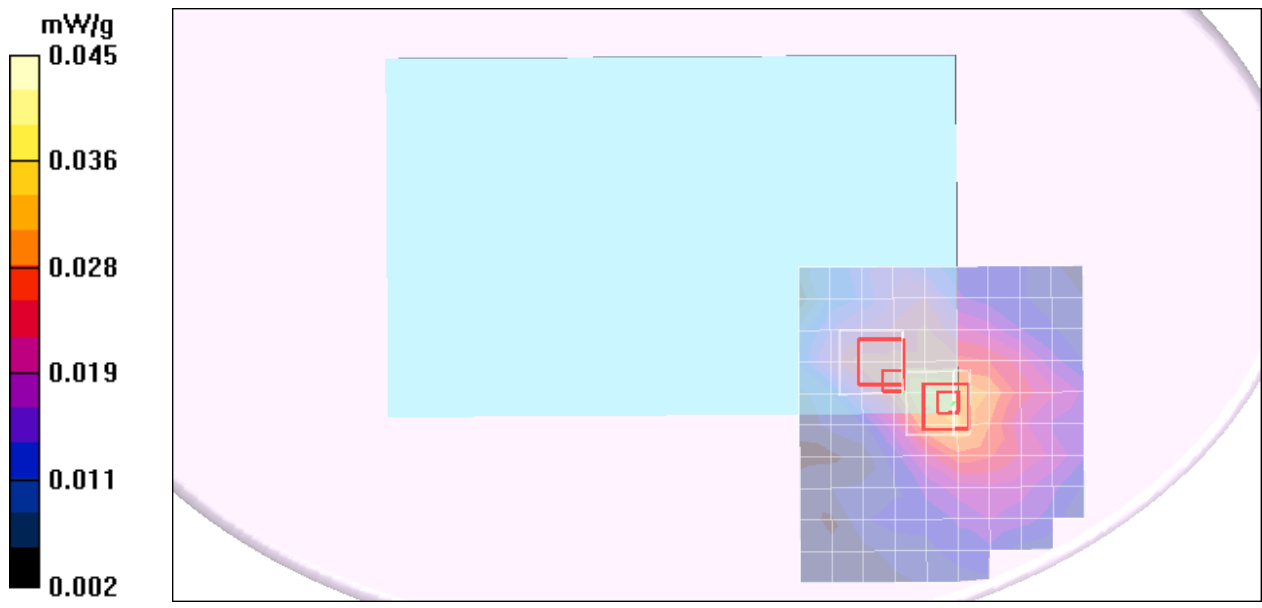
Peak SAR (extrapolated) = 0.045 W/kg

SAR(1 g) = 0.022 mW/g; SAR(10 g) = 0.013 mW/g

Maximum value of SAR (measured) = 0.031 mW/g

80211b High CH11/Z Scan (1x1x11): Measurement grid: dx=20mm, dy=20mm, dz=10mm

Maximum value of SAR (measured) = 0.038 mW/g



Test Laboratory: Compliance Certification Services Inc.

80211g Body Bottom Flated mode AR5B95 antenna Main

DUT: AR5B95; Type: AR5B95; Serial: N/A

Communication System: IEEE 802.11g WLAN; Frequency: 2437 MHz; Duty Cycle: 1:1

Medium parameters used (interpolated): $f = 2437$ MHz; $\sigma = 1.98$ mho/m; $\epsilon_r = 51.2$; $\rho = 1000$ kg/m³

Phantom section: Flat Section

Air Temperature: 24.4 deg C; Liquid Temperature: 23.4 deg C

Area Scan Find Secondary Maximum Within 2dB and with a peak SAR value greater than 0.0012W/kg

DASY4 Configuration:

- Probe: EX3DV4 - SN3554; ConvF(5.8, 5.8, 5.8);
- Sensor-Surface: 2.5mm (Mechanical Surface Detection)
- Electronics: DAE4 Sn558; Calibrated: 7/17/2009
- Phantom: Flat Phantom ELI4.0; Type: QDOVA001BA; Serial: SN: 1052
- Measurement SW: DASY4, V4.7 Build 80; Postprocessing SW: SEMCAD, V1.8 Build 186

80211g Middle CH6/Area Scan (11x10x1): Measurement grid: dx=15mm, dy=15mm

Maximum value of SAR (measured) = 0.027 mW/g

80211g Middle CH6/Zoom Scan (7x7x9)/Cube 0: Measurement grid:


dx=5mm, dy=5mm, dz=3mm

Reference Value = 0.266 V/m; Power Drift = -0.106 dB

Peak SAR (extrapolated) = 0.040 W/kg

SAR(1 g) = 0.021 mW/g; SAR(10 g) = 0.012 mW/g

Maximum value of SAR (measured) = 0.028 mW/g



Test Laboratory: Compliance Certification Services Inc.

80211g HT20 Body Bottom Flated mode AR5B95 antenna Main

DUT: AR5B95; Type: AR5B95; Serial: N/A

Communication System: IEEE 802.11g HT20 WLAN; Frequency: 2437 MHz; Duty Cycle: 1:1

Medium parameters used (interpolated): $f = 2437$ MHz; $\sigma = 1.98$ mho/m; $\epsilon_r = 51.2$; $\rho = 1000$ kg/m³

Phantom section: Flat Section

Air Temperature: 24.4 deg C; Liquid Temperature: 23.4 deg C

Area Scan Find Secondary Maximum Within 2dB and with a peak SAR value greater than 0.0012W/kg

DASY4 Configuration:

- Probe: EX3DV4 - SN3554; ConvF(5.8, 5.8, 5.8);
- Sensor-Surface: 2.5mm (Mechanical Surface Detection)
- Electronics: DAE4 Sn558; Calibrated: 7/17/2009
- Phantom: Flat Phantom ELI4.0; Type: QDOVA001BA; Serial: SN: 1052
- Measurement SW: DASY4, V4.7 Build 80; Postprocessing SW: SEMCAD, V1.8 Build 186

80211g HT20 Middle CH6/Area Scan (11x10x1): Measurement grid:

dx=15mm, dy=15mm

Maximum value of SAR (measured) = 0.025 mW/g

80211g HT20 Middle CH6/Zoom Scan (7x7x9)/Cube 0: Measurement

grid: dx=5mm, dy=5mm, dz=3mm

Reference Value = 0.000 V/m; Power Drift = 0.000 dB

Peak SAR (extrapolated) = 0.043 W/kg

SAR(1 g) = 0.021 mW/g; SAR(10 g) = 0.012 mW/g

Maximum value of SAR (measured) = 0.028 mW/g

80211g HT20 Middle CH6/Zoom Scan (7x7x9)/Cube 1: Measurement

grid: dx=5mm, dy=5mm, dz=3mm

Reference Value = 0.000 V/m; Power Drift = 0.000 dB

Peak SAR (extrapolated) = 0.025 W/kg

SAR(1 g) = 0.016 mW/g; SAR(10 g) = 0.00902 mW/g

Maximum value of SAR (measured) = 0.020 mW/g

