




RF Power Output



Modulation Characteristics




Occupied Bandwidth




Spurious Emissions at Antenna Terminals





Radiated Emissions, Vertical Test Distance, Biconilog Antenna



Horizontal Test Distance, Biconilog Antenna



Radiated Emissions, Vertical Polarity, Test Distance, Double Ridged Guide Antenna



Radiated Emissions, Horizontal Polarity, Test Distance, Double Ridged Guide Antenna



Radiated Emissions, X-Axis, Front View



Radiated Emissions, X-Axis, Rear View






Radiated Emissions, Y-Axis, Front View



Radiated Emissions, Y-Axis, Rear View




Radiated Emissions, Z-Axis, Front View



Radiated Emissions, Z-Axis, Rear View




Frequency Stability, Test Setup



Frequency Stability, Setup in Chamber





Transient Frequency Behavior, Test Setup