

# Test Report 2024-038

**Version B**

**Issued 25 Apr 2024**

**Project GCL-0256**

**Test Setup Photographs**

**Model Identifier A04743**

**Primary Test Standard**

FCC Part 15.247

RSS-247 Issue 2: 2017

## **Garmin Compliance Lab**

Garmin International

1200 E 151<sup>st</sup> Street

Olathe Kansas 66062 USA

### **Client-supplied Information**

FCC ID: IPH-04743  
IC ID: 1792A-04743  
M/N: A04743



**See section 6 of this report regarding the presence or absence of accreditation logos or marks on this cover page.**

## 1. Summary

This document contains photographs and other sensitive materials removed from GCL Test Report 2024-035, GCL Test Report 2024-036, and GCL Test Report 2024-037 based on confidentiality. This report is treated as part of those reports via reference. Information about the test samples, procedures, and results are to be found in those core test reports.

### Report Organization

For convenience of the reader, this report is organized as follows:

1. Summary
2. Test Background
3. Report History and Approval
4. Test Setup Photographs
5. Other Removed Material, if any
6. Test Standards Applied
7. Concluding Notes

## 2. Test Background

The testing reported here was performed at the Garmin Compliance Lab, an organization within Garmin International, located at 1200 E 151<sup>st</sup> St, Olathe Kansas, USA. The contact telephone number is +1.913.397.8200.

The testing was performed on behalf of the Garmin design group, a separate organization located at 1200 E 151<sup>st</sup> St, Olathe Kansas, USA.

## 3. Report History and Approval

This report was written by Aditya Prakash and initially issued on 19 Mar 2024 as Version A. Version B of the report was created by Aditya Prakash on 25 Apr 2024 to make some editorial changes.

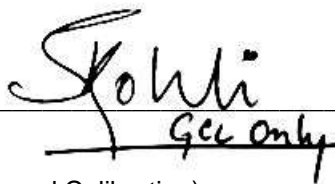
### Report Technical Review:

David Arnett  
Technical Lead EMC Engineer



### Report Approval:

Shruti Kohli  
Manager Test and Measurement (EMC, Reliability and Calibration)



## 4. Test Setup Photographs

The photographs on the subsequent pages are drawn first from Test Report 2024-035, followed by images from Test Report 2024-036 and Test Report 2024-037

The following material would have appeared on or near page 13 of GCL Test Report 2024-035.



Figure RE09.2: EUT test setup, front view




Figure RE09.3: EUT test setup, reverse view

The following material would have appeared on or near page 17 of GCL Test Report 2024-035.




Figure RE10.2: EUT test setup, front view




Figure RE10.3: EUT test setup, reverse view



The following material would have appeared on or near page 20 of GCL Test Report 2024-035.



Figure CE03.2: Test setup, front view



Figure CE03.3: Test setup, side view

The following material would have appeared on or near page 28 of GCL Test Report 2024-036.




Figure RE03.5: EUT test setup, primary view



Figure RE03.6: EUT test setup, reverse view

The following material would have appeared on or near page 40 of GCL Test Report 2024-036.




Figure RE06.4: EUT test setup, front view



Figure RE06.5: EUT test setup, reverse view



The following material would have appeared on or near page 45 of GCL Test Report 2024-036.




Figure RE08.2: EUT test setup, front view




Figure RE08.3: EUT test setup, reverse view



The following material would have appeared on or near page 48 of GCL Test Report 2024-036.



Figure CE01.2: Test setup, front view



Figure CE01.3: Test setup, side view

The following material would have appeared on or near page 29 of GCL Test Report 2024-037.




Figure RE02.3: EUT test setup, primary view



Figure RE02.4: EUT test setup, reverse view

The following material would have appeared on or near page 39 of GCL Test Report 2024-037.



Figure RE05.4: EUT test setup, front view



Figure RE05.5: EUT test setup, reverse view



The following material would have appeared on or near page 43 of GCL Test Report 2024-037.




Figure RE07.2: EUT test setup, front view




Figure RE07.3: EUT test setup, reverse view

The following material would have appeared on or near page 46 of GCL Test Report 2024-037.



Figure CE02.2: Test setup, front view



Figure CE02.3: Test setup, side view

## 5. Other Sensitive Material, if any

None

## 6 Test Standards Applied

Each of the GCL Test Reports cited in section 1 of this report lists the standards applied. Section 6 of those reports indicates whether each test or measurement standards applied is within the scope of the lab's accreditation. To avoid editorial errors or confusion, those listings will not be repeated here.

The Garmin Compliance Lab, an organization within Garmin International, is registered with the US Federal Communication Commission as US1311. The lab is recognized by the Canada Department of Innovation, Science, and Economic Development (ISED) under CAB identifier US0233.

The Garmin Compliance Lab, an organization within Garmin International, is accredited by A2LA, Certificate No. 6162.01. The presence of the A2LA logo on the cover of this report indicates this is an accredited ISO/IEC 17025 test report. If the logo is absent, this report is not issued as an accredited report. Other marks and symbols adjacent to the A2LA logo are accreditation co-operations of which A2LA is a member under a mutual recognition agreement, and to which the Garmin Compliance Lab has been sublicensed.

## 7 Concluding Notes

This report stands as an integrated record of the tests performed and must be copied or distributed in its complete form. The reproduction of selected pages or sections separate from the complete report would require specific approval from the manager of the Garmin Compliance Lab.

**This is the final page of the report.**