

Test Report 2024-017

Version A

Issued 14 Mar 2024

Project GCL-0437

Test Setup Photographs

Model Identifier A04741

Primary Test Standard

FCC Part 15.247

FCC Part 15.225

FCC Part 15 subpart B

RSS-210 Issue 10 Amd 1

RSS-247 Issue 2: 2017

Garmin Compliance Lab

Garmin International

1200 E 151st Street

Olathe Kansas 66062 USA

Client-supplied Information

FCC ID: IPH-04741

IC ID: 1792A-04741



See section 6 of this report regarding the presence or absence of accreditation logos or marks on this cover page.

1. Summary

This document contains photographs and other sensitive materials removed from GCL Test Report 2024-018, GCL Test Report 2023-019, GCL Test Report 2023-020, and GCL Test Report 2023-023 based on confidentiality. This report is treated as part of those reports via reference. Information about the test samples, procedures, and results are to be found in those core test reports.

Report Organization

For convenience of the reader, this report is organized as follows:

1. Summary
2. Test Background
3. Report History and Approval
4. Test Setup Photographs
5. Other Removed Material, if any
6. Test Standards Applied
7. Concluding Notes

2. Test Background

The testing reported here was performed at the Garmin Compliance Lab, an organization within Garmin International, located at 1200 E 151st St, Olathe Kansas, USA. The contact telephone number is +1.913.397.8200.

The testing was performed on behalf of the Garmin design group, a separate organization located at 1200 E 151st St, Olathe Kansas, USA.

3. Report History and Approval

This report was written by Aditya Prakash and initially issued on 14 Mar 2024 as Version A.

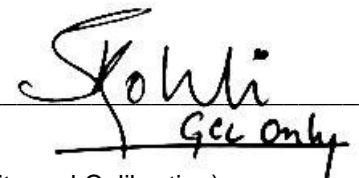
Report Technical Review:

David Arnett
Technical Lead EMC Engineer



Report Approval:

Shruti Kohli
Manager Test and Measurement (EMC, Reliability and Calibration)



4. Test Setup Photographs

The photographs on the subsequent pages are drawn first from Test Report 2024-018, followed by images from Test Report 2024-019, Test Report 2024-020, and GCL Test Report 2024-023

The following material would have appeared on or near page 14 of GCL Test Report 2024-018.




Figure RE06.2: EUT test setup, front view



Figure RE06.3: EUT test setup, reverse view

The following material would have appeared on or near page 18 of GCL Test Report 2024-018.




Figure RE13.2: EUT test setup, front view




Figure RE13.3: EUT test setup, reverse view

The following material would have appeared on or near page 21 of GCL Test Report 2024-018.



Figure CE03.2: Test setup, right side view

The following material would have appeared on or near page 21 of GCL Test Report 2024-018.




Figure CE03.3: Test setup, left side view

The following material would have appeared on or near page 13 of GCL Test Report 2024-19




Figure RE16.2: EUT test setup, front view



Figure RE16.3: EUT test setup, reverse view

The following material would have appeared on or near page 17 of GCL Test Report 2024-19




Figure RE17.2: EUT test setup, front view




Figure RE17.3: EUT test setup, reverse view

The following material would have appeared on or near page 20 of GCL Test Report 2024-19



Figure CE02.2: Test setup, right side view

The following material would have appeared on or near page 20 of GCL Test Report 2024-19



Figure CE02.3: Test setup, left side view

The following material would have appeared on or near page 38 of GCL Test Report 2024-20




Figure RE02.3: EUT test setup, primary view (Y orientation).




Figure RE02.4: EUT test setup, reverse view (Y orientation).

The following material would have appeared on or near page 42 of GCL Test Report 2024-20




Figure RE03.3: EUT test setup, primary view (Y orientation)



Figure RE03.4: EUT test setup, reverse view (Y orientation).

The following material would have appeared on or near page 47 of GCL Test Report 2024-20




Figure RE04.5: EUT test setup, primary view




Figure RE04.6: EUT test setup, reverse view

The following material would have appeared on or near page 62 of GCL Test Report 2024-20




Figure RE05.2: EUT test setup, front view




Figure RE05.3: EUT test setup, reverse view

The following material would have appeared on or near page 68 of GCL Test Report 2024-20




Figure RE11.4: EUT test setup, front view



Figure RE11.5: EUT test setup, reverse view

The following material would have appeared on or near page 71 of GCL Test Report 2024-20



Figure CE01.2: Test setup, right side view

The following material would have appeared on or near page 71 of GCL Test Report 2024-20




Figure CE01.3: Test setup, left side view

The following material would have appeared on or near page 34 of GCL Test Report 2024-23




Figure RE01.3: EUT test setup, primary view (Y orientation)




Figure RE01.4: EUT test setup, reverse view (Y orientation)

The following material would have appeared on or near page 41 of GCL Test Report 2024-23




Figure RE05.2: EUT test setup, front view




Figure RE05.3: EUT test setup, reverse view

The following material would have appeared on or near page 47 of GCL Test Report 2024-23




Figure RE11.4: EUT test setup, front view



Figure RE11.5: EUT test setup, reverse view

The following material would have appeared on or near page 50 of GCL Test Report 2024-23



Figure CE01.2: Test setup, right side view

The following material would have appeared on or near page 50 of GCL Test Report 2024-23




Figure CE01.3: Test setup, left side view

5. Other Sensitive Material, if any

None

6 Test Standards Applied

Each of the GCL Test Reports cited in section 1 of this report lists the standards applied. Section 6 of those reports indicates whether each test or measurement standards applied is within the scope of the lab's accreditation. To avoid editorial errors or confusion, those listings will not be repeated here.

The Garmin Compliance Lab, an organization within Garmin International, is registered with the US Federal Communication Commission as US1311. The lab is recognized by the Canada Department of Innovation, Science, and Economic Development (ISED) under CAB identifier US0233.

The Garmin Compliance Lab, an organization within Garmin International, is accredited by A2LA, Certificate No. 6162.01. The presence of the A2LA logo on the cover of this report indicates this is an accredited ISO/IEC 17025 test report. If the logo is absent, this report is not issued as an accredited report. Other marks and symbols adjacent to the A2LA logo are accreditation co-operations of which A2LA is a member under a mutual recognition agreement, and to which the Garmin Compliance Lab has been sublicensed.

7 Concluding Notes

This report stands as an integrated record of the tests performed and must be copied or distributed in its complete form. The reproduction of selected pages or sections separate from the complete report would require specific approval from the manager of the Garmin Compliance Lab.

This is the final page of the report.