



STC Test Report

Date : 2007-05-11

Page 1 of 1

No. : HM158548

Applicant:

SUPERSONICS ELECTRIC COMPANY
PHASE II, BLOCK C, 4TH FLOOR, GEE CHANG IND.
BLDG., 108 LOK SHAN ROAD, KOWLOON, HONG KONG.

Description of Samples:

Model name: FM Wireless Mic with 2 sounds
Model no.: 17040
Brand name: AMERICAN IDOL
FCC ID: II617740

Date Samples Received:

2007-04-11, 2007-04-27

Date Tested:

2007-04-18 to 2007-04-30

Investigation Requested:

FCC Part 15 Subpart C

Conclusions:

The submitted product COMPLIED with the requirements of Federal Communications Commission [FCC] Rules and Regulations Part 15. The tests were performed in accordance with the standards described above and on Section 2.2 in this Test Report.

Remarks:

For additional models details, see page 5

LEE Kam Chuen, EMD
For and on behalf of
The Hong Kong Standards and Testing Centre Ltd.

The Hong Kong Standards and Testing Centre Ltd.

10 Dai Wang Street, Taipo Industrial Estate, N.T., Hong Kong

Tel: (852) 2666 1888 Fax: (852) 2664 4353 Homepage: www.hkstdc.org E-mail: hkstdc@hkstdc.org

This report shall not be reproduced unless with prior written approval from the Hong Kong Standards and Testing Centre Ltd.

For full text of "Conditions of Issuance of Test Report", please refer to overleaf or refer to the website of Homepage.



STC Test Report

Date : 2007-05-11

No. : HM158548

Page 2 of 2

CONTENT:

Cover	Page 1 of 16
Content	Page 2-3 of 16
<u>1.0 General Details</u>	
1.1 Test Laboratory	Page 4 of 16
1.2 Applicant Details	Page 4 of 16
Applicant	
HKSTC Code Number for Applicant	
Manufacturer	
1.3 Equipment Under Test [EUT]	Page 5 of 16
Description of EUT operation	
1.4 Date of Order	Page 5 of 16
1.5 Submitted Samples	Page 5 of 16
1.6 Test Duration	Page 5 of 16
1.7 Country of Origin	Page 5 of 16
<u>2.0 Technical Details</u>	
2.1 Investigations Requested	Page 6 of 16
2.2 Test Standards and Results Summary	Page 6 of 16
<u>3.0 Test Results</u>	
3.1 Emission	Page 7-10 of 16
3.2 Bandwidth Measurement	Page 11-12 of 16
3.3 Operation Description	Page 13 of 16

The Hong Kong Standards and Testing Centre Ltd.

10 Dai Wang Street, Taipo Industrial Estate, N.T., Hong Kong

Tel: (852) 2666 1888 Fax: (852) 2664 4353 Homepage: www.hkstc.org E-mail: hkstc@hkstc.org

This report shall not be reproduced unless with prior written approval from The Hong Kong Standards and Testing Centre Ltd.
For Conditions of Issuance of this test report, please refer to the overleaf or Homepage



STC Test Report

Date : 2007-05-11

No. : HM158548

Page 3 of 3

Appendix A

List of Measurement Equipment

Page 14 of 16

Appendix B

Photographs

Page 15-16 of 16

The Hong Kong Standards and Testing Centre Ltd.

10 Dai Wang Street, Taipo Industrial Estate, N.T., Hong Kong

Tel: (852) 2666 1888 Fax: (852) 2664 4353 Homepage: www.hkstc.org E-mail: hkstc@hkstc.org

This report shall not be reproduced unless with prior written approval from The Hong Kong Standards and Testing Centre Ltd.
For Conditions of Issuance of this test report, please refer to the overleaf or Homepage



STC Test Report

Date : 2007-05-11

Page 4 of 4

No. : HM158548

1.0 General Details

1.1 Test Laboratory

The Hong Kong Standards and Testing Centre Ltd.
EMC Laboratory
10 Dai Wang Street, Taipo Industrial Estate
New Territories, Hong Kong

Telephone: 852 2666 1888

Fax: 852 2664 4353

1.2 Applicant Details **Applicant**

SUPERSONICS ELECTRIC COMPANY
PHASE II, BLOCK C, 4TH FLOOR,
GEE CHANG IND. BLDG., 108 LOK SHAN ROAD,
KOWLOON, HONG KONG.

Manufacturer

Supersonics Electronics Toys (Shenzhen) Co., Ltd.
BLOCK 1 & 2, XIN TIAN VILLAGE,
XIN FENG IND. AREA, GUAN LAN, BAO AN, SHENZHEN, CHINA

The Hong Kong Standards and Testing Centre Ltd.

10 Dai Wang Street, Taipo Industrial Estate, N.T., Hong Kong

Tel: (852) 2666 1888 Fax: (852) 2664 4353 Homepage: www.hkstc.org E-mail: hkstc@hkstc.org

This report shall not be reproduced unless with prior written approval from The Hong Kong Standards and Testing Centre Ltd.
For Conditions of Issuance of this test report, please refer to the overleaf or Homepage



STC Test Report

Date : 2007-05-11

Page 5 of 5

No. : HM158548

1.3 Equipment Under Test [EUT] Description of Sample

Model Name: FM Wireless Mic with 2 sounds
Manufacturer: Supersonics Electronics Toys (Shenzhen) Co., Ltd.
Brand Name: AMERICAN IDOL
Model Number: 17040
Additional Model Number: 17740, 90608
Input Voltage: 3Vd.c. ("AA" size battery x 2)

1.3.1 Description of EUT Operation

The Equipment Under Test (EUT) is a SUPERSONICS ELECTRIC COMPANY, FM Wireless Mic with 2 sounds. The transmitter is a one button transmitter, The EUT continues to transmit while switch button to "ON". It is voice transmitter, modulation by Microphone and type is frequency modulation.

1.4 Date of Order

2007-04-11, 2007-04-27

1.5 Submitted Sample(s):

2 Samples

1.6 Test Duration

2007-04-18 to 2007-04-30

1.7 Country of Origin

China

The Hong Kong Standards and Testing Centre Ltd.

10 Dai Wang Street, Taipo Industrial Estate, N.T., Hong Kong

Tel: (852) 2666 1888 Fax: (852) 2664 4353 Homepage: www.hkstc.org E-mail: hkstc@hkstc.org

This report shall not be reproduced unless with prior written approval from The Hong Kong Standards and Testing Centre Ltd.
For Conditions of Issuance of this test report, please refer to the overleaf or Homepage



STC Test Report

Date : 2007-05-11

Page 6 of 6

No. : HM158548

2.0 Technical Details

2.1 Investigations Requested

Perform ElectroMagnetic Interference measurement in accordance with FCC 47CFR [Codes of Federal Regulations] Part 15: 2006 and ANSI C63.4: 2003 for FCC Certification.

2.2 Test Standards and Results Summary Tables

EMISSION Results Summary						
Test Condition	Test Requirement	Test Method	Class / Severity	Test Result		
				Pass	Failed	N/A
Field Strength of Fundamental Emissions & Spurious Emissions	FCC 47CFR 15.239	ANSI C63.4:2003	N/A	<input checked="" type="checkbox"/>	<input type="checkbox"/>	<input type="checkbox"/>
Radiated Emissions, 30MHz to 1GHz	FCC 47CFR 15.209	ANSI C63.4:2003	Class B	<input checked="" type="checkbox"/>	<input type="checkbox"/>	<input type="checkbox"/>
Conducted Emissions on AC, 0.15MHz to 30MHz	FCC 47CFR 15.207	ANSI C63.4:2003	Class B	<input type="checkbox"/>	<input type="checkbox"/>	<input checked="" type="checkbox"/>

Note: N/A - Not Applicable

The Hong Kong Standards and Testing Centre Ltd.

10 Dai Wang Street, Taipo Industrial Estate, N.T., Hong Kong

Tel: (852) 2666 1888 Fax: (852) 2664 4353 Homepage: www.hkstc.org E-mail: hkstc@hkstc.org

This report shall not be reproduced unless with prior written approval from The Hong Kong Standards and Testing Centre Ltd.
For Conditions of Issuance of this test report, please refer to the overleaf or Homepage



STC Test Report

Date : 2007-05-11

Page 7 of 7

No. : HM158548

3.0 Test Results

3.1 Emission

3.1.1 Radiated Emissions (30 – 1000MHz)

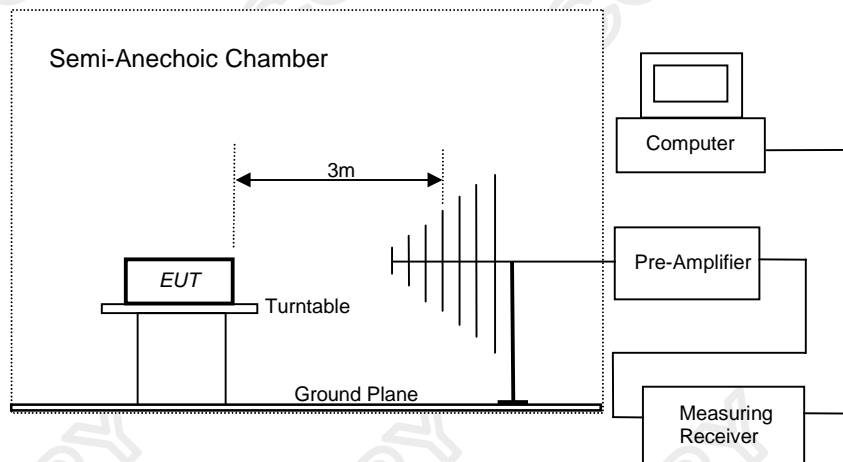
Test Requirement: FCC 47CFR 15.239
Test Method: ANSI C63.4:2003
Test Date: 2007-04-30
Mode of Operation: Tx mode

Test Method:

The sample was placed 0.8m above the ground plane of **semi-anechoic Chamber***. Measurements in both horizontal and vertical polarities were performed. During the test, each emission was maximized by: having the EUT continuously working, investigated all operating modes, rotated about all 3 axis (X, Y & Z) and considered typical configuration to obtain worst position, manipulating interconnecting cables, rotating turntable, varying antenna height from 1m to 4m in both horizontal and vertical polarizations. The emissions worst-case are shown in Test Results of the following pages.

* **Semi-anechoic chamber located on the G/F of HKSTC with a metal ground plane filed with the FCC pursuant to section 2.948 of the FCC rules, with Registration Number: 607756.**

Test Setup:



The Hong Kong Standards and Testing Centre Ltd.

10 Dai Wang Street, Taipo Industrial Estate, N.T., Hong Kong

Tel: (852) 2666 1888 Fax: (852) 2664 4353 Homepage: www.hkstc.org E-mail: hkstc@hkstc.org

This report shall not be reproduced unless with prior written approval from The Hong Kong Standards and Testing Centre Ltd.
For Conditions of Issuance of this test report, please refer to the overleaf or Homepage



STC Test Report

Date : 2007-05-11

Page 8 of 8

No. : HM158548

Limits for Field Strength of Fundamental Emissions [FCC 47CFR 15.239]:

Frequency Range of Fundamental [MHz]	Peak Limits [$\mu\text{V/m}$]	Average Limits [$\mu\text{V/m}$]
88-108	2,500	250

Results of Tx mode: PASS

Field Strength of Fundamental Emissions Peak Value						
Frequency MHz	Measured Level @3m dB μV	Correction Factor dB/m	Field Strength dB $\mu\text{V/m}$	Field Strength $\mu\text{V/m}$	Limit @3m $\mu\text{V/m}$	E-Field Polarity
99.88	22.10	9.9	32.0	39.8	2,500	Horizontal

Field Strength of Fundamental Emissions Average Value						
Frequency MHz	Measured Level @3m dB μV	Correction Factor dB/m	Field Strength dB $\mu\text{V/m}$	Field Strength $\mu\text{V/m}$	Limit @3m $\mu\text{V/m}$	E-Field Polarity
99.88	21.00	9.9	30.9	35.1	250	Horizontal

Remarks:

Correction Factor included Antenna Factor and Cable Attenuation.

Calculated measurement uncertainty : 30MHz to 1GHz $\pm 5.2\text{dB}$

According to FCC 47CFR15.35, the limit on the radio frequency emissions as measured using instrumentation with a peak detector function, corresponding to 20dB above the maximum permitted average limit for the frequency being investigated unless a different peak emission limit is otherwise specified in the rules.

The Hong Kong Standards and Testing Centre Ltd.

10 Dai Wang Street, Taiipo Industrial Estate, N.T., Hong Kong

Tel: (852) 2666 1888 Fax: (852) 2664 4353 Homepage: www.hkstc.org E-mail: hkstc@hkstc.org

This report shall not be reproduced unless with prior written approval from The Hong Kong Standards and Testing Centre Ltd.
For Conditions of Issuance of this test report, please refer to the overleaf or Homepage



STC Test Report

Date : 2007-05-11

Page 9 of 9

No. : HM158548

Limits for Radiated Emissions [FCC 47 CFR 15.209 Class B]:

Frequency Range [MHz]	Limits [$\mu\text{V/m}$]
30-88	100
88-216	150
216-960	200
Above 960	500

The emission limits shown in the above table are based on measurement employing a CISPR quasi-peak detector and above 1000MHz are based on measurements employing an average detector.

Results of Tx mode: PASS

Radiated Emissions Quasi-Peak						
Frequency MHz	Measured Level @3m dB μV	Correction Factor dB/m	Field Strength dB $\mu\text{V/m}$	Field Strength $\mu\text{V/m}$	Limit @3m $\mu\text{V/m}$	E-Field Polarity
199.76	< 1.0	11.0	< 12.0	< 4.0	150	Vertical
299.64	< 1.0	14.0	< 15.0	< 5.6	200	Vertical
399.52	< 1.0	17.5	< 18.5	< 8.4	200	Vertical
499.40	< 1.0	10.2	< 11.2	< 3.6	200	Vertical
599.28	< 1.0	11.9	< 12.9	< 4.4	200	Vertical
699.16	< 1.0	12.4	< 13.4	< 4.7	200	Vertical
799.04	< 1.0	13.2	< 14.2	< 5.1	200	Vertical
898.92	< 1.0	15.0	< 16.0	< 6.3	200	Vertical
998.80	< 1.0	16.1	< 17.1	< 7.2	200	Vertical

Remarks:

Correction Factor included Antenna Factor and Cable Attenuation.

Calculated measurement uncertainty : 30MHz to 1GHz $\pm 5.2\text{dB}$

The Hong Kong Standards and Testing Centre Ltd.

10 Dai Wang Street, Taipo Industrial Estate, N.T., Hong Kong

Tel: (852) 2666 1888 Fax: (852) 2664 4353 Homepage: www.hkstc.org E-mail: hkstc@hkstc.org

This report shall not be reproduced unless with prior written approval from The Hong Kong Standards and Testing Centre Ltd.
For Conditions of Issuance of this test report, please refer to the overleaf or Homepage



STC Test Report

Date : 2007-05-11

Page 10 of 10

No. : HM158548

3.1.2 Conducted Emissions (0.15MHz to 30MHz)

Test Requirement: FCC 47CFR 15.107
Test Method: ANSI C63.4:2003
Test Date: N/A
Mode of Operation: N/A

Result: N/A

The EUT is operated by a single source of internal battery power [located in the battery compartment], therefore power line conducted emission was deemed unnecessary.

The Hong Kong Standards and Testing Centre Ltd.

10 Dai Wang Street, Taipo Industrial Estate, N.T., Hong Kong

Tel: (852) 2666 1888 Fax: (852) 2664 4353 Homepage: www.hkstc.org E-mail: hkstc@hkstc.org

This report shall not be reproduced unless with prior written approval from The Hong Kong Standards and Testing Centre Ltd.
For Conditions of Issuance of this test report, please refer to the overleaf or Homepage



STC Test Report

Date : 2007-05-11

Page 11 of 11

No. : HM158548

3.2 20B Bandwidth of Fundamental Emission

Test Requirement:	FCC 47 CFR 15.227
Test Method:	ANSI C63.4:2003 (Section 13.1.7)
Test Date:	2007-04-30
Mode of Operation:	Tx mode

Test Method:

The bandwidth is measured at an amplitude level reduced from the reference level by a specified ratio. The reference level is the level of the highest amplitude signal observed from the transmitter at the fundamental frequency. Once the reference level is established, the equipment is conditioned with typical modulating signal to produce the worst-case (i.e. the widest) bandwidth.

Test Setup:

As Test Setup of clause 3.1.1 in this test report.

The Hong Kong Standards and Testing Centre Ltd.

10 Dai Wang Street, Taipo Industrial Estate, N.T., Hong Kong

Tel: (852) 2666 1888 Fax: (852) 2664 4353 Homepage: www.hkstc.org E-mail: hkstc@hkstc.org

This report shall not be reproduced unless with prior written approval from The Hong Kong Standards and Testing Centre Ltd.
For Conditions of Issuance of this test report, please refer to the overleaf or Homepage



STC Test Report

Date : 2007-05-11

Page 12 of 12

No. : HM158548

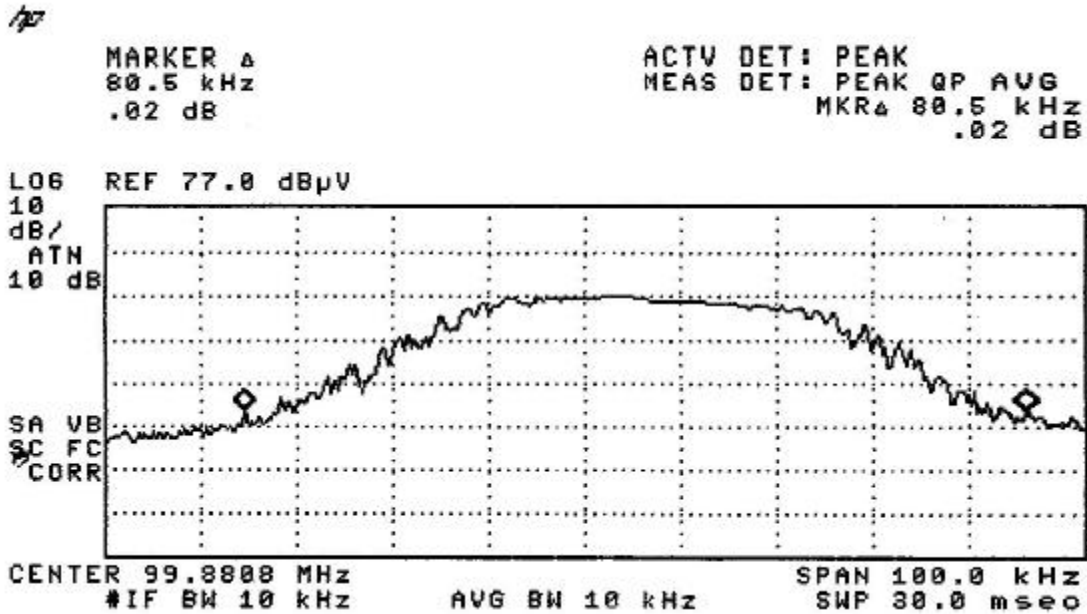
Limits for 20dB Bandwidth of Fundamental Emission:

Frequency Range [MHz]	20dB Bandwidth [kHz]	FCC Limits [kHz]
99.88	80.5	200

Result:

The following figure is the measured bandwidth of Fundamental Emission.

20dB Bandwidth of Fundamental Emission



The Hong Kong Standards and Testing Centre Ltd.

10 Dai Wang Street, Taipo Industrial Estate, N.T., Hong Kong

Tel: (852) 2666 1888 Fax: (852) 2664 4353 Homepage: www.hkstc.org E-mail: hkstc@hkstc.org

This report shall not be reproduced unless with prior written approval from The Hong Kong Standards and Testing Centre Ltd.
For Conditions of Issuance of this test report, please refer to the overleaf or Homepage



STC Test Report

Date : 2007-05-11

Page 13 of 13

No. : HM158548

3.3 Operation Description

The transmitter is a FM transmitter operating at 88-108MHz band. The transmitter is powered by 3Vd.c. and the transmitting frequency is crystal controlled. The operation is achieved by different combinations of from frequency modulation signal on the 88.1-107.9MHz carrier frequency.

The Hong Kong Standards and Testing Centre Ltd.

10 Dai Wang Street, Taipo Industrial Estate, N.T., Hong Kong

Tel: (852) 2666 1888 Fax: (852) 2664 4353 Homepage: www.hkstc.org E-mail: hkstc@hkstc.org

This report shall not be reproduced unless with prior written approval from The Hong Kong Standards and Testing Centre Ltd.
For Conditions of Issuance of this test report, please refer to the overleaf or Homepage



STC Test Report

Date : 2007-05-11

Page 14 of 14

No. : HM158548

Appendix A

List of Measurement Equipment

Radiated Emission

EQP NO.	DESCRIPTION	MANUFACTURER	MODEL NO.	SERIAL NO.
EM007	SPECTRUM ANALYZER	HEWLETT PACKARD	HP85660B	3144A21192
EM008	SPECTRUM ANALYZER DISPLAY	HEWLETT PACKARD	HP85662A	3144A20514
EM009	QUASI PEAK ADAPTOR	HEWLETT PACKARD	HP85650A	3303A01702
EM010	RF PRESELECTOR	HEWLETT PACKARD	HP85685A	3221A01410
EM011	ATTENUATOR/SWITCH	HEWLETT PACKARD	HP11713A	2508A10595
EM012	PRE-AMPLIFIER	HEWLETT PACKARD	HP8449B	3008A00262
EM020	HORN ANTENNA	ETS-Linggren	3115	4032
EM022	LOOP ANTENNA	ETS-Linggren	6502	1189-2424
EM072	SIGNAL GENERATOR	HEWLETT PACKARD	8640B	1948A11892
EM083	OPEN AREA TEST SITE	HKSTC	N/A	N/A
EM131	EMC ANALYZER	HEWLETT PACKARD	8595EM	3710A00155
EM145	EMI TEST RECEIVER	ROHDE & SCHWARZ	ESCS 30	830245/021
EM195	ANTENNA POSITIONING MAST	ETS-Linggren	2075	2368
EM196	MULTI-DEVICE CONTROLLER	ETS-Linggren	2090	1662
EM215	MULTIDEVICE CONTROLER	ETS-Linggren	2090	00024676
EM216	MINI MAST SYSTEM	ETS-Linggren	2075	00026842
EM217	ELECTRIC POWERED TURNTABLE	ETS-Linggren	2088	00029144
EM218	ANECHOIC CHAMBER	ETS-Linggren	FACT-3	--
EM219	BICONILOG ANTENNA	ETS-Linggren	3142C	00029071
EM229	EMI TEST RECEIVER	ROHDE & SCHWARZ	ESIB40	100248

Line Conducted

EQP NO.	DESCRIPTION	MANUFACTURER	MODEL NO.	SERIAL NO.
EM078	VARIAC	SHANGHAI VOLTAGE	TDGC-3/0.5	N/A
EM081	SMALL SCREENED ROOM	MIKO INST HK	N/A	N/A
EM119	LISN	ROHDE & SCHWARZ	ESH3-Z5	0831.5518.52
EM127	ISOLATION TRANSFORMER 220 TO 300V	WING SUN	N/A	N/A
EM233	PULSE LIMITER	ROHDE & SCHWARZ	ESH3-Z2	100314
EM181	EMI TEST RECEIVER	ROHDE & SCHWARZ	ESIB7	100072
EM154	SHIELDING ROOM	SIEMENA MATSUSHITA COMPONENTS	N/A	803-740-057-99A
M197	LISN	ETS-Linggren	4825/2	1193

Remarks:-

CM Corrective Maintenance
N/A Not Applicable or Not Available
TBD To Be Determined

The Hong Kong Standards and Testing Centre Ltd.

10 Dai Wang Street, Taipo Industrial Estate, N.T., Hong Kong

Tel: (852) 2666 1888 Fax: (852) 2664 4353 Homepage: www.hkstc.org E-mail: hkstc@hkstc.org

This report shall not be reproduced unless with prior written approval from The Hong Kong Standards and Testing Centre Ltd.
For Conditions of Issuance of this test report, please refer to the overleaf or Homepage



STC Test Report

Date : 2007-05-11

Page 15 of 15

No. : HM158548

Appendix B

Photographs of EUT

Front View of the product



Rear View of the product



Front View of the product



Rear View of the product



The Hong Kong Standards and Testing Centre Ltd.

10 Dai Wang Street, Taipo Industrial Estate, N.T., Hong Kong

Tel: (852) 2666 1888 Fax: (852) 2664 4353 Homepage: www.hkstc.org E-mail: hkstc@hkstc.org

This report shall not be reproduced unless with prior written approval from The Hong Kong Standards and Testing Centre Ltd.
For Conditions of Issuance of this test report, please refer to the overleaf or Homepage



STC Test Report


Date : 2007-05-11

Page 16 of 16

No. : HM158548

Photographs of EUT

Measurement of Radiated Emission Test Set Up



******* End of Test Report *******

The Hong Kong Standards and Testing Centre Ltd.

10 Dai Wang Street, Taipo Industrial Estate, N.T., Hong Kong

Tel: (852) 2666 1888 Fax: (852) 2664 4353 Homepage: www.hkstc.org E-mail: hkstc@hkstc.org

This report shall not be reproduced unless with prior written approval from The Hong Kong Standards and Testing Centre Ltd.
For Conditions of Issuance of this test report, please refer to the overleaf or Homepage