

6a.6 Effective Radiated Power (ERP)

The ERP characteristic was measured while a radio was set to transmit a test mode signal at the maximum rated output power (+/- 5%) and was vertically mounted on a non-conducting platform/turntable in a spherical RF Anechoic Chamber. The power at the receive antenna was recorded on a power meter with the unit rotating about the z-axis. The azimuth of receiving antenna is rotated 180 degrees while the UUT is rotating producing a spiral antenna measurement. For this ERP test, the phi cuts were taken in 15 degree increments or slices and the theta spins used about 200 measurements per rotation. ERP data is extracted from the phi= 90 degree cut. The power recorded from the meter is then corrected to compensate for path loss, cable losses, and amplifier and antenna gains at the given frequencies resulting in absolute radiated power.

The following calculations show how the reported scaled max ERP was determined.

For 800 MHz band operation,

$$\begin{aligned} \text{Measured MaxERP, dBm} &= 10 * \log(\text{measured output power, mW}) + \text{measured antenna gain, dBd} \\ &= 26.513 \text{ dBm} \end{aligned}$$

The resulting max ERP was converted to mW:

$$\text{MeasuredMaxERP, mW} = 10^{\left(\frac{\text{Measured MaxERP, dBm}}{10}\right)} = 448.02 \text{ mW}$$

Since the measured max ERP was not determined at the production maximum output power, a simple scaling is performed to 640 mW:

$$\begin{aligned} \text{Scaled MaxERP, mW} &= \text{Measured MaxERP, mW} * \left(\frac{640\text{mW}}{\text{measured output power, mW}}\right) \\ &= 455.5 \text{ mW} \end{aligned}$$

For 900 MHz band operation,

$$\begin{aligned} \text{Measured MaxERP, dBm} &= 10 * \log(\text{measured output power, mW}) + \text{measured antenna gain, dBd} \\ &= 26.33 \text{ dBm} \end{aligned}$$

The resulting max ERP was converted to mW:

$$\text{MeasuredMaxERP, mW} = 10^{\left(\frac{\text{Measured MaxERP, dBm}}{10}\right)} = 429.54 \text{ mW}$$

Since the measured ERP was not determined at the production maximum output power, a simple scaling is performed to 640 mW:

$$\begin{aligned} \text{Scaled MaxERP, mW} &= \text{Measured MaxERP, mW} * \left(\frac{640\text{mW}}{\text{measured output power, mW}}\right) \\ &= 437.7 \text{ mW} \end{aligned}$$

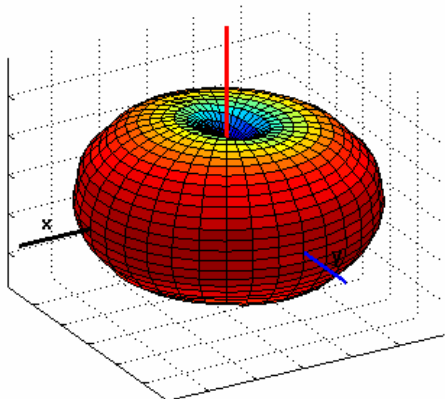


Figure 6a-6.1 i425 Antenna pattern at 800 MHz frequency band

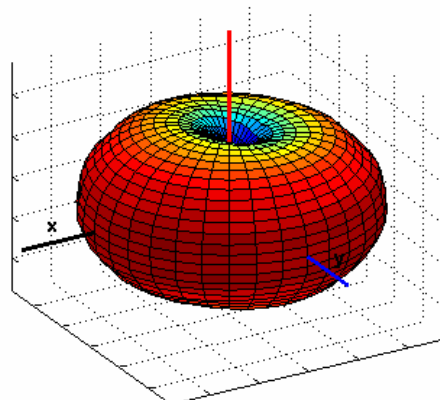


Figure 6a-6.2 i425 Antenna pattern at 900 MHz frequency band

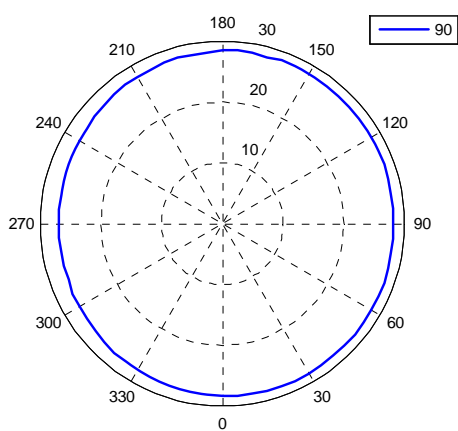


Figure 6a-6.3 Scaled ERP (dBm) vs different angle in 800 MHz band

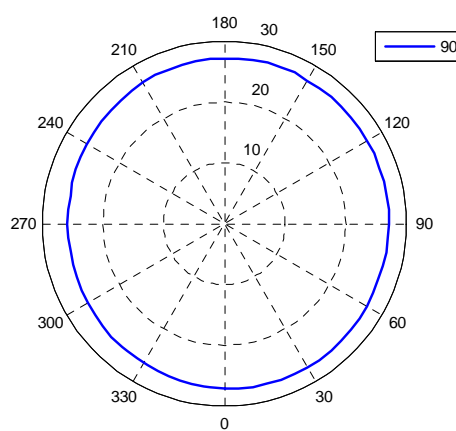


Figure 6a-6.4 Scaled ERP (dBm) vs different angle in 900 MHz Band