

Temporary Confidentiality Requested

Exhibit 7B: SAR Measurement Procedures -- 47 CFR 2.947

This exhibit presents additional details concerning how the measurements were made.

DUT Test Positioning Photographs

Figure 1: Highest SAR Test Position (Body)
DUT back side separated 2.5cm from the phantom; without audio/data accessory attached
(same position used for all other audio/data accessories)





Figure 2: Highest SAR Test Position (face)
DUT front side separated 2.5cm from the phantom




Temporary Confidentiality Requested

**Figure 3: Highest SAR Test Position (Head)
DUT at the right ear in cheek touch position**



**Figure 4: Body Assessment
DUT w/ front side separated 2.5cm from the phantom**



Temporary Confidentiality Requested

**Figure 5: Assessment at the Head
DUT at the right ear in tilt position**




**Figure 6: Assessment at the Head
DUT at the left ear in cheek touch position**



Temporary Confidentiality Requested

**Figure 7: Assessment at the Head
DUT at the left ear in tilt position**



7B1. DUT Photographs

The samples shown in the photographs below represent the actual products used to obtain the SAR result obtained in Exhibit 11.



Front view