



XT2307-1

Read Me

Read Me

Read Me

Read Me

Read Me

Read Me

Read Me

Read Me

Read Me



Scan Me

Scan Me

Scan Me

Scan Me

Scan Me

Scan Me



XT2307-1

English3

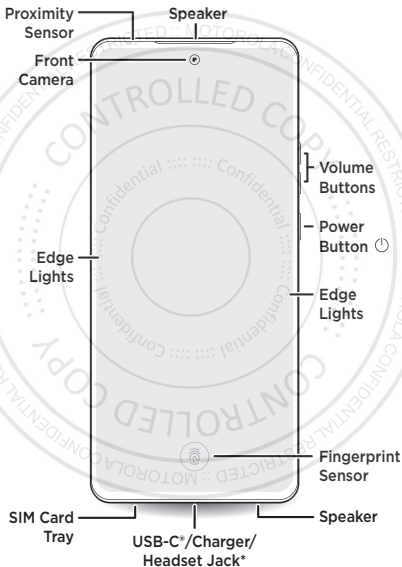
Language8



Let's get started

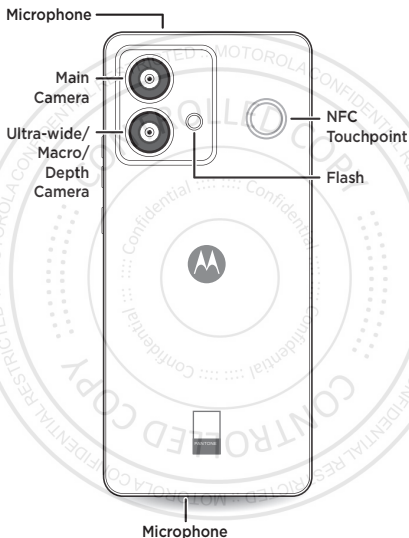
Before using your phone, please read the legal, safety, and regulatory information provided with your product.

Caution: Screen protectors may reduce your phone's touchscreen sensitivity. Do not use screen protectors thicker than 0.5 mm.



Use a headset: To use a headset, you'll need one with a USB-C connector. If using a 3.5mm headset, you'll need an adapter to connect a 3.5mm connector to USB-C. Headset and adapter may be sold separately.

Ready For: Your phone works with **Ready For**, a new platform that extends your phone's experience to any compatible PC, TV, tablet, or monitor. To learn more, scan the QR code or visit www.motorola.com/ready-for.



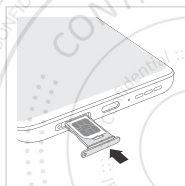
Connect with 5G: 5G service plan and 5G network coverage required; available only in select areas; device not compatible with all 5G networks. Contact your service provider for details.

Put in the card & power on

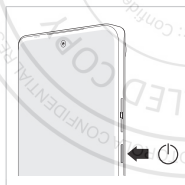


- 1 Insert the SIM tool into the tray hole to pop out the tray.

Make sure you use the correct size SIM card and don't cut the SIM card.



- 2 Insert the SIM card with the gold contacts up, then gently push the tray into the slot.



- 3 Press and hold the Power button to turn on your phone, then follow the prompts to get started.


Note: To turn off your phone, press the Power and Volume Up buttons at the same time.

eSIM option: Your phone may have an eSIM (embedded SIM card) in addition to the physical SIM card. Contact your service provider for details if you want to activate and use it.

Help & more

Get answers, updates, and info:

- **Help is here:** From the home screen, swipe up and tap **Settings** > **Help** to learn how to use your phone and get support.
- **Get more:** Get software, user guides, and more at www.motorola.com/mymotoedge.
- **Get apps:** Tap **Play Store** to browse and download apps..

Legal information. This guide provides important legal, safety, and regulatory information that you should read before using your product. For the complete legal information, from the home screen swipe up and tap **Settings** > , then type **Legal information**, or visit www.motorola.com/device-legal.

Water, splash, and dust resistance. Water, splash and dust resistance were tested to IP68 standards under controlled laboratory conditions. Withstands immersion in up to 1.5 meters of fresh water for up to 30 minutes. Resistance will decrease as a result of normal wear. Not designed to work while submerged underwater. Do not expose to pressurized water, or liquids other than fresh water. Do not attempt to charge a wet phone. Not waterproof. For more about your phone's water-repellent design and care, swipe up and tap **Settings** > **Help**.

Charging and battery safety. To prevent possible burning and injury, the battery in your phone should only be removed by a Motorola-approved service center or similar skilled personnel.

If your phone becomes unresponsive, press and hold the Power button until the screen goes dark and your phone restarts. For fastest charging speeds, charge your phone using a Motorola 68W (or higher) USB-C Power Delivery charger (may be sold separately) and the USB-C to USB-C cable included in the box. Other compatible chargers and cables may be used to charge the device. However, use of such chargers/cables is not recommended and may result in slower charging speeds. Don't charge your phone in temperatures below -20°C (-4°F) or above 45°C (113°F). Chargers that do not comply with applicable national standards may be unsafe, with risk of death or injury, and may cause slow charging or product damage. To view applicable standards and to learn more, see the "Legal information" section of this guide, or visit www.motorola.com/device-legal.

Warning about high volume usage. To prevent possible hearing damage, do not listen at high volume levels for long periods. When your headset volume reaches the high volume threshold, a warning shows. Tap **OK** to dismiss it, or wait one to five seconds, then press the Volume Up button to dismiss the alert and enable the volume to continue to be adjusted.



Disposal & recycling. For help recycling products and packaging responsibly, visit www.motorola.com/recycling.



Extreme heat or cold. Don't use your phone in temperatures below -20°C (-4°F) or above 45°C (113°F). Don't store/transport your

phone in temperatures below -20°C (-4°F) or above 60°C (140°F).

Legal disclaimers. Features, services and applications are network dependent and may not be available in all areas; additional terms/charges may apply. Product specifications and other information contained in this guide are believed to be accurate at the time of printing. Motorola reserves the right to correct or change any information without notice.

Arbitration. Your purchase is governed by a binding arbitration clause. For more information and how to opt-out, see the legal guide that came with your phone.

SAR information (on e-label). To view specific absorption rate (SAR) values for this phone, from the home screen swipe up and tap

Settings > , then type **Regulatory labels**, from your phone's dialpad, type ***#07#**, or visit www.motorola.com/sar.

Supported frequencies and power (Model XT2307-1). This phone is capable of operation on the following frequencies, subject to location and network availability.

Copyright & trademarks. MOTOROLA, the stylized M logo, MOTO, and the MOTO family of marks are trademarks or registered trademarks of Motorola Trademark Holdings, LLC. Google, Android, Google Play and other related marks and logos are trademarks of Google LLC. USB Type-C® and USB-C® are registered trademarks of USB Implementers Forum. All other product or service names are the property of their respective owners.

© 2023 Motorola Mobility LLC. All rights reserved.

Product ID: (Model XT2307-1)

Manual Number: XXXXXXXX-A

PLACEHOLDER HEADING



PLACEHOLDER HEADING





Protect your phone with
moto care. Visit:

motorola.com/motocare



Con **moto** care extiende tu garantía hasta tres años y
benefíciate de ventajas como la protección contra
daños accidentales.

Com **moto** care, você pode estender sua garantia por
mais 3 anos e ganhar benefícios adicionais, incluindo
proteção contra acidentes.

Met **moto** care verlengt u uw garantiedekking tot drie
jaar en profiteert u van functies zoals bescherming
tegen onopzettelijke schade.

moto caren avulla pidennät takuuaikaa jopa kolmeen
vuoteen. Hyödynnä tuotetta myös vahingon
sattuessa.

With **moto** care, extend your warranty coverage up to
three years, and take advantage of features like
accidental damage protection.

Avec **moto** care, prolongez votre garantie jusqu'à
trois ans et bénéficiez de services uniques comme la
protection contre les dommages accidentels.

Verlängere mit **moto** care deine Garantie auf bis zu
drei Jahre und profitiere beispielsweise vom Schutz
vor versehentlichen Beschädigungen.

Grazie a **moto** care potrai estendere la garanzia fino a
tre anni, includendo anche i danni accidentali.

motorola.com

