

APPENDIX D: SAR TEST SETUP PHOTOGRAPHS



FCC ID: IHDP56ME5		SAR COMPLIANCE REPORT		Reviewed by: Quality Manager
Test Dates: 11/17/11 - 11/19/11	EUT Type: Portable Handset			Page D1 of D4



SAR Test Setup Photo 1- Right Touch



SAR Test Setup Photo 2- Right Tilt



FCC ID: IHDP56ME5	 PCTEST ENGINEERING LABORATORY, INC.	SAR COMPLIANCE REPORT	 MOTOROLA	Reviewed by: Quality Manager
Test Dates: 11/17/11 - 11/19/11	EUT Type: Portable Handset			Page D2 of D4
© 2011 PCTEST Engineering Laboratory, Inc.				REV 10M 11/14/2011



SAR Test Setup Photo 3- Left Touch



SAR Test Setup Photo 4- Left Tilt

FCC ID: IHDP56ME5	 PCTEST ENGINEERING LABORATORY, INC.	SAR COMPLIANCE REPORT	 MOTOROLA	Reviewed by: Quality Manager
Test Dates: 11/17/11 - 11/19/11	EUT Type: Portable Handset			Page D3 of D4
© 2011 PCTEST Engineering Laboratory, Inc.				REV 10M 11/14/2011





SAR Test Setup Photo 5- Body-Worn Back at 2.5 cm



SAR Test Setup Photo 6- Body-Worn Front at 2.5 cm

Note: Headset Cable is connected to the device during body-worn SAR assessment, as seen above.

FCC ID: IHDP56ME5	 PCTEST ENGINEERING LABORATORY, INC.	SAR COMPLIANCE REPORT	 MOTOROLA	Reviewed by: Quality Manager
Test Dates: 11/17/11 - 11/19/11	EUT Type: Portable Handset			Page D4 of D4
© 2011 PCTEST Engineering Laboratory, Inc.				REV 10M 11/14/2011