


## Appendix F. Test Setup Photograph

### <AC Power Line Conducted Emission>

Description: Front View of Conducted Emission Test Setup




Description: Rear View of Conducted Emission Test Setup




**<Radiated Emission>**

Description: Front View of Radiated Emission Test Setup (30 MHz ~ 1 GHz)




Description: Rear View of Radiated Emission Test Setup (30 MHz ~ 1 GHz)





Description: Front View of Radiated Emission Test Setup (Above 1 GHz)



Description: Rear View of Radiated Emission Test Setup (Above 1 GHz)

