

SAR TEST REPORT

| | |
|----------------------|---|
| Equipment Under Test | PDA Scanner |
| Model Name | HT680 |
| Company Name | unitech |
| Company Address | 5F,No.136,Lan235,Pao-Chiao Rd., Hsin-Tien City, Taipei Hsien, Taiwan |
| Date of Receipt | 2009.07.27 |
| Date of Test(s) | 2009.11.02, 2009.11.03 |
| Date of Issue | 2009.11.12 |

Standards:

**FCC OET Bulletin 65 supplement C,
ANSI/IEEE C95.1, C95.3, IEEE 1528**

In the configuration tested, the EUT complied with the standards specified above.

Remarks:

This report details the results of the testing carried out on one sample, the results contained in this test report do not relate to other samples of the same product. The manufacturer should ensure that all products in series production are in conformity with the product sample detailed in this report.

This report may only be reproduced and distributed in full. If the product in this report is used in any configuration other than that detailed in the report, the manufacturer must ensure the new system complies with all relevant standards. Any mention of SGS Taiwan Electronic & Communication Laboratory or testing done by SGS Taiwan Electronic & Communication Laboratory in connection with distribution or use of the product described in this report must be approved by SGS Taiwan Electronic & Communication Laboratory in writing.

Tested by : Antony Wu
Engineer

Date : 2009.11.12

Approved by : Robert Chang
Tech Manager

Date : 2009.11.12

Unless otherwise stated the results shown in this test report refer only to the sample(s) tested and such sample(s) are retained for 90 days only. This test report cannot be reproduced, except in full, without prior written permission of the Company. 除非另有說明，此報告結果僅對測試之樣品負責，同時此樣品僅保留90天。本報告未經本公司書面許可，不可部份複製。

This document is issued by the Company subject to its General Conditions of Service (www.sgs.com/terms_and_conditions.htm) and Terms and Conditions for Electronic Documents (www.sgs.com/terms_e-document.htm). Attention is drawn to the limitations of liability, indemnification and jurisdictional issues established therein. Even if printed this electronic document is to be treated as an original within the meaning of UCP 600 article 20b. The authenticity of this document may be verified at www.sgsonsite.com/authentication. Any holder of this document is advised that information contained hereon reflects the Company's findings at the time of its intervention only and within the limits of client's instructions, if any. The Company's sole responsibility is to its Client and this document does not exonerate parties to a transaction from exercising all their rights and obligations under the transaction documents.

Contents

| | |
|--|-----------|
| 1. General Information | 3 |
| 1.1 Testing Laboratory | 3 |
| 1.2 Details of Applicant | 3 |
| 1.3 Description of EUT | 3 |
| 1.4 Test Environment | 6 |
| 1.5 Operation description | 6 |
| 1.6 Positioning Procedure | 7 |
| 1.7 EVALUATION PROCEDURES | 8 |
| 1.8 The SAR Measurement System | 10 |
| 1.9 System Components | 12 |
| 1.10 SAR System Verification | 13 |
| 1.11 issue Simulant Fluid for the Frequency Band | 14 |
| 1.12 Test Standards and Limits | 16 |
| 2. Summary of Results | 18 |
| 3. Instruments List | 22 |
| 4. Measurements | 23 |
| 5. System Verification | 73 |
| 6. DAE & Probe Calibration certificate | 79 |
| 7. Uncertainty Analysis | 89 |
| 8. Phantom description | 90 |
| 9. System Validation from Original equipment supplier | 91 |

Unless otherwise stated the results shown in this test report refer only to the sample(s) tested and such sample(s) are retained for 90 days only. This test report cannot be reproduced, except in full, without prior written permission of the Company. 除非另有說明，此報告結果僅對測試之樣品負責，同時此樣品僅保留90天。本報告未經本公司書面許可，不可部份複製。

This document is issued by the Company subject to its General Conditions of Service (www.sgs.com/terms_and_conditions.htm) and Terms and Conditions for Electronic Documents (www.sgs.com/terms_e-document.htm). Attention is drawn to the limitations of liability, indemnification and jurisdictional issues established therein. Even if printed this electronic document is to be treated as an original within the meaning of UCP 600 article 20b. The authenticity of this document may be verified at www.sgsonsite.com/authentication. Any holder of this document is advised that information contained hereon reflects the Company's findings at the time of its intervention only and within the limits of client's instructions, if any. The Company's sole responsibility is to its Client and this document does not exonerate parties to a transaction from exercising all their rights and obligations under the transaction documents.

1. General Information

1.1 Testing Laboratory

| | |
|--|---|
| SGS Taiwan Ltd. Electronics & Communication Laboratory | |
| 134, Wu Kung Road, Wuku industrial zone | |
| Taipei county, Taiwan, R.O.C. | |
| Telephone | +886-2-2299-3279 |
| Fax | +886-2-2298-0488 |
| Internet | http://www.tw.sgs.com/ |

1.2 Details of Applicant

| | |
|-----------------|--|
| Company Name | Unitech electronics co.,ltd |
| Company Address | 5F,No.136,Lan235,Pao-Chiao Rd., Hsin-Tien City, Taipei Hsien, Taiwan |
| Contact Person | Eric Wu |
| TEL | 02-8912-1122 |
| Fax | 02-8912-1391 |
| E-mail | eric W@tw.ute.com |

1.3 Description of EUT

| | |
|-------------------|-----------------------------------|
| EUT Name | PDA Scanner |
| Model Name | HT680 |
| Brand Name | unitech |
| IMEI Code | 353227020190640 |
| FCC ID | HLEHT680BTGGR |
| Mode of Operation | GSM /GPRS/EDGE/WLAN802.11b/g band |

Unless otherwise stated the results shown in this test report refer only to the sample(s) tested and such sample(s) are retained for 90 days only. This test report cannot be reproduced, except in full, without prior written permission of the Company. 除非另有說明，此報告結果僅對測試之樣品負責，同時此樣品僅保留90天。本報告未經本公司書面許可，不可部份複製。

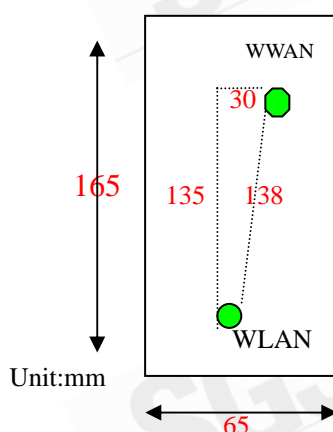
This document is issued by the Company subject to its General Conditions of Service (www.sgs.com/terms_and_conditions.htm) and Terms and Conditions for Electronic Documents (www.sgs.com/terms_e-document.htm). Attention is drawn to the limitations of liability, indemnification and jurisdictional issues established therein. Even if printed this electronic document is to be treated as an original within the meaning of UCP 600 article 20b. The authenticity of this document may be verified at www.sgsonsite.com/authentication. Any holder of this document is advised that information contained hereon reflects the Company's findings at the time of its intervention only and within the limits of client's instructions, if any. The Company's sole responsibility is to its Client and this document does not exonerate parties to a transaction from exercising all their rights and obligations under the transaction documents.

Page : 1

| | | | |
|--------------------------------------|--|--|---------------|
| Modulation Mode | GMSK/8PSK/QPSK/CCK/OFDM | | |
| Definition | Production unit | | |
| Duty Cycle | GSM | GPRS(EDGE) | WLAN802.11b/g |
| | 1/8 | 1/2 | 1 |
| Maximum RF Conducted Power (Average) | GSM 850 | GSM1900 | WLAN802.11b/g |
| | 33.2 dbm | 30.2 dbm | 15.42 dbm |
| TX Frequency Range (MHz) | GSM 850 | GSM1900 | WLAN802.11b/g |
| | 824.2-848.8MHZ | 1850.2-1909.8MHZ | 2412-2472MHZ |
| Channel Number (ARFCN) | GSM 850 | GSM1900 | WLAN802.11b/g |
| | 128-251 | 512- 810 | 1-11 |
| VOIP Function | No | | |
| Battery Type | 3.7 V Lithium-Ion | | |
| Antenna Type | Internal Antenna | | |
| Max. SAR Measured (1 g) | GSM850 | | |
| | Head | Body | |
| | 0.437 mW/g (At GSM 850 Left Head _Cheek Position_ 128 channel) | 0.411 mW/g (At GSM 850 Body _ 190 channel repeated with Memory card) | |
| | GSM1900 | | |
| | Head | Body | |
| | 0.423mW/g (At GSM 1900 Left Head _Tilt Position_ 512 channel) | 0.102 mW/g (At GSM 1900 Body _ 512 channel) | |

Unless otherwise stated the results shown in this test report refer only to the sample(s) tested and such sample(s) are retained for 90 days only. This test report cannot be reproduced, except in full, without prior written permission of the Company. 除非另有說明，此報告結果僅對測試之樣品負責，同時此樣品僅保留90天。本報告未經本公司書面許可，不可部份複製。

This document is issued by the Company subject to its General Conditions of Service (www.sgs.com/terms_and_conditions.htm) and Terms and Conditions for Electronic Documents (www.sgs.com/terms_e-document.htm). Attention is drawn to the limitations of liability, indemnification and jurisdictional issues established therein. Even if printed this electronic document is to be treated as an original within the meaning of UCP 600 article 20b. The authenticity of this document may be verified at www.sgsonsite.com/authentication. Any holder of this document is advised that information contained hereon reflects the Company's findings at the time of its intervention only and within the limits of client's instructions, if any. The Company's sole responsibility is to its Client and this document does not exonerate parties to a transaction from exercising all their rights and obligations under the transaction documents.



www.tw.sgs.com

Member of SGS Group

1.4 Test Environment

Ambient Temperature: $22 \pm 2^{\circ} \text{C}$

Tissue Simulating Liquid: $22 \pm 2^{\circ} \text{C}$

1.5 Operation description

General:

1. The EUT is controlled by using a Radio Communication Tester (Agilent 8960), and the communication between the EUT and the tester is established by air link.
2. Measurements are performed respectively on the lowest, middle and highest channels of the operating band(s). The EUT is set to maximum power level during all tests, and at the beginning of each test the battery is fully charged.
3. The WLAN transmitter is controlled by chip-specific software installed in this PDA phone , to make the EUT transmit at max power.
4. During the SAR testing, the DASY5 system checks power drift by comparing the e-field strength of one specific location measured at the beginning with that measured at the end of the SAR testing.
5. Testing Head SAR at lowest, middle and highest channel for all bands with LET/LEC/RET/REC conditions.
6. Testing body-worn SAR by separating **1.5cm** between the back of the EUT and the flat phantom in GPRS mode.

Additional configuration(Head):

7. For highest SAR configuration in this band repeated with external Memory card inside

Additional configuration(Body):

8. Since WLAN and Bluetooth use same antenna, both WLAN and Bluetooth turn ON co-transmit is evaluated.
9. For highest SAR configuration in this band repeated with external Memory card inside.

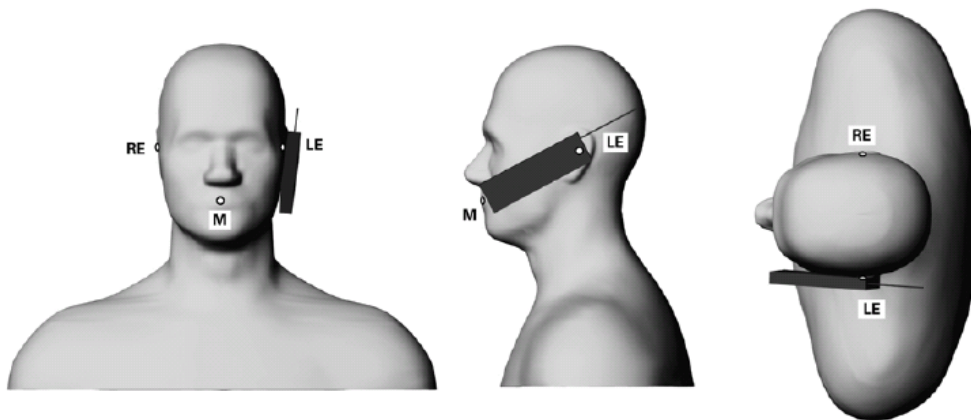
Unless otherwise stated the results shown in this test report refer only to the sample(s) tested and such sample(s) are retained for 90 days only. This test report cannot be reproduced, except in full, without prior written permission of the Company. 除非另有說明，此報告結果僅對測試之樣品負責，同時此樣品僅保留90天。本報告未經本公司書面許可，不可部份複製。

This document is issued by the Company subject to its General Conditions of Service (www.sgs.com/terms_and_conditions.htm) and Terms and Conditions for Electronic Documents (www.sgs.com/terms_e-document.htm). Attention is drawn to the limitations of liability, indemnification and jurisdictional issues established therein. Even if printed this electronic document is to be treated as an original within the meaning of UCP 600 article 20b. The authenticity of this document may be verified at www.sgsonsite.com/authentication. Any holder of this document is advised that information contained hereon reflects the Company's findings at the time of its intervention only and within the limits of client's instructions, if any. The Company's sole responsibility is to its Client and this document does not exonerate parties to a transaction from exercising all their rights and obligations under the transaction documents.

SAR evaluation considerations for handsets with multiple transmitters:

10. Since the WLAN function of this device does NOT support VoIP function. Users will not use it close to head. SAR evaluation of head adjacent is unnecessary, only Body condition will be considered for WLAN stand-alone situation.

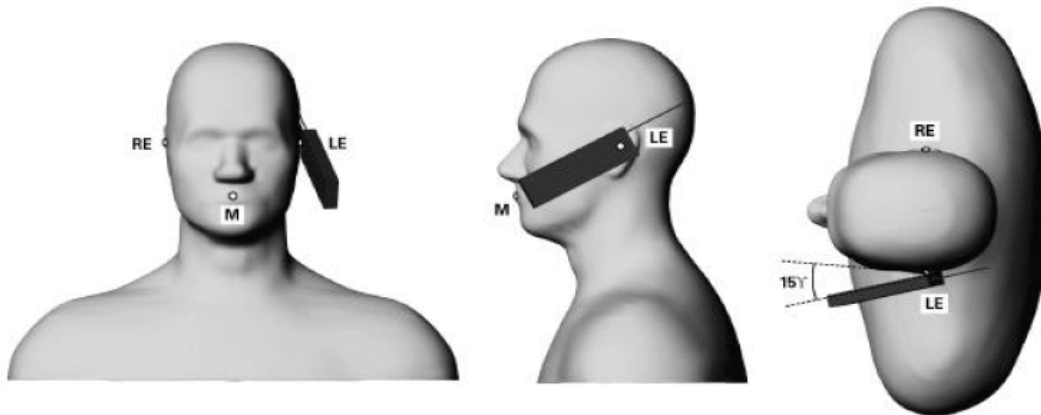
13. The maximum SAR value for licensed transmitter happens on GSM 850 band, Head Left Cheek Position, channel 128. the value is **0.437W/kg(1g)**. And the max SAR value for un-licensed transmitter WLAN 802.11b happens on Body worn, channel 1 repeated with Memory card. The SAR value is **0.047W/kg (1g)**. The summation of the 1g SAR is $0.437 + 0.047 = \mathbf{0.484\ W/kg}$, which lower than the limit **1.6W/kg**. **NO simultaneous transmission SAR evaluation is necessary.**

1.6 Positioning Procedure

Phone position 1, "cheek" or "touch" position. The reference points for the right ear (RE), left ear (LE) and mouth (M), which define the reference plane for phone Positioning

Unless otherwise stated the results shown in this test report refer only to the sample(s) tested and such sample(s) are retained for 90 days only. This test report cannot be reproduced, except in full, without prior written permission of the Company. 除非另有說明，此報告結果僅對測試之樣品負責，同時此樣品僅保留90天。本報告未經本公司書面許可，不可部份複製。

This document is issued by the Company subject to its General Conditions of Service (www.sgs.com/terms_and_conditions.htm) and Terms and Conditions for Electronic Documents (www.sgs.com/terms_e-document.htm). Attention is drawn to the limitations of liability, indemnification and jurisdictional issues established therein. Even if printed this electronic document is to be treated as an original within the meaning of UCP 600 article 20b. The authenticity of this document may be verified at www.sgsonsite.com/authentication. Any holder of this document is advised that information contained hereon reflects the Company's findings at the time of its intervention only and within the limits of client's instructions, if any. The Company's sole responsibility is to its Client and this document does not exonerate parties to a transaction from exercising all their rights and obligations under the transaction documents.



Phone position 2, "tilted position." The reference points for the right ear (RE), left ear (LE) and mouth (M), which define the reference plane for phone positioning

Cheek/Touch Position:

the handset was brought toward the mouth of the head phantom by pivoting against the ear reference point until any point of the mouthpiece or keypad touched the phantom.

Ear/Tilt Position:

With the phone aligned in the Cheek/Touch position, the handset was tilted away from the mouth with respect to the test device reference point by 15 degrees.

1.7 EVALUATION PROCEDURES

The entire evaluation of the spatial peak values is performed within the Post-processing engine (SEMCAD). The system always gives the maximum values for the 1 g and 10 g cubes. The algorithm to find the cube with highest averaged SAR is divided into the following stages:

1. The extraction of the measured data (grid and values) from the Zoom Scan.
2. The calculation of the SAR value at every measurement point based on all stored data (A/D values and measurement parameters)
3. The generation of a high-resolution mesh within the measured volume
4. The interpolation of all measured values from the measurement grid to the high-resolution grid
5. The extrapolation of the entire 3-D field distribution to the phantom surface over the distance from sensor to surface

Unless otherwise stated the results shown in this test report refer only to the sample(s) tested and such sample(s) are retained for 90 days only. This test report cannot be reproduced, except in full, without prior written permission of the Company. 除非另有說明，此報告結果僅對測試之樣品負責，同時此樣品僅保留90天。本報告未經本公司書面許可，不可部份複製。

This document is issued by the Company subject to its General Conditions of Service (www.sgs.com/terms_and_conditions.htm) and Terms and Conditions for Electronic Documents (www.sgs.com/terms_e-document.htm). Attention is drawn to the limitations of liability, indemnification and jurisdictional issues established therein. Even if printed this electronic document is to be treated as an original within the meaning of UCP 600 article 20b. The authenticity of this document may be verified at www.sgsonsite.com/authentication. Any holder of this document is advised that information contained hereon reflects the Company's findings at the time of its intervention only and within the limits of client's instructions, if any. The Company's sole responsibility is to its Client and this document does not exonerate parties to a transaction from exercising all their rights and obligations under the transaction documents.

6. The calculation of the averaged SAR within masses of 1g and 10g. The probe is calibrated at the center of the dipole sensors that is located 1 to 2.7mm away from the probe tip. During measurements, the probe stops shortly above the phantom surface, depending on the probe and the surface detecting system. Both distances are included as parameters in the probe configuration file. The software always knows exactly how far away the measured point is from the surface. As the probe cannot directly measure at the surface, the values between the deepest measured point and the surface must be extrapolated. The angle between the probe axis and the surface normal line is less than 30 degree.

In the Area Scan, the gradient of the interpolation function is evaluated to find all the extreme of the SAR distribution. The uncertainty on the locations of the extreme is less than 1/20 of the grid size. Only local maximum within -2 dB of the global maximum are searched and passed for the Cube Scan measurement. In the Cube Scan, the interpolation function is used to extrapolate the Peak SAR from the lowest measurement points to the inner phantom surface (the extrapolation distance). The uncertainty increases with the extrapolation distance. To keep the uncertainty within 1% for the 1 g and 10 g cubes, the extrapolation distance should not be larger than 5mm.

The maximum search is automatically performed after each area scan measurement. It is based on splines in two or three dimensions. The procedure can find the maximum for most SAR distributions even with relatively large grid spacing. After the area scanning measurement, the probe is automatically moved to a position at the interpolated maximum. The following scan can directly use this position for reference, e.g., for a finer resolution grid or the cube evaluations. The 1g and 10g peak evaluations are only available for the predefined cube 7x7x7 scans.

The routines are verified and optimized for the grid dimensions used in these cube measurements. The measured volume of 30x30x30mm contains about 30g of tissue. The first procedure is an extrapolation (incl. Boundary correction) to get the points between the lowest measured plane and the surface. The next step uses 3D interpolation to get all points within the measured volume. In the last step, a 1g cube is placed numerically into the volume and its averaged SAR is calculated. This cube is the moved around until the highest averaged SAR is found.

If the highest SAR is found at the edge of the measured volume, the system will issue a warning: higher SAR values might be found outside of the measured volume. In that

Unless otherwise stated the results shown in this test report refer only to the sample(s) tested and such sample(s) are retained for 90 days only. This test report cannot be reproduced, except in full, without prior written permission of the Company. 除非另有說明，此報告結果僅對測試之樣品負責，同時此樣品僅保留90天。本報告未經本公司書面許可，不可部份複製。

This document is issued by the Company subject to its General Conditions of Service (www.sgs.com/terms_and_conditions.htm) and Terms and Conditions for Electronic Documents (www.sgs.com/terms_e-document.htm). Attention is drawn to the limitations of liability, indemnification and jurisdictional issues established therein. Even if printed this electronic document is to be treated as an original within the meaning of UCP 600 article 20b. The authenticity of this document may be verified at www.sgsonsite.com/authentication. Any holder of this document is advised that information contained hereon reflects the Company's findings at the time of its intervention only and within the limits of client's instructions, if any. The Company's sole responsibility is to its Client and this document does not exonerate parties to a transaction from exercising all their rights and obligations under the transaction documents.

1.8 The SAR Measurement System

The diagram illustrates the experimental setup for robot control. It features a central **Measurement Server** (DASY5) which acts as the communication hub. This server is connected to a **robot controller** (CS8C) via a **robot interface**. The robot controller is also connected to a **PC** (Personal Computer) through a **data interface**. The **Measurement Server** is further connected to various sensors and actuators: a **Start unit**, a **Position Control Unit**, a **Signal Sensor**, and a **Light Sensor**. The **Robot** (DASY5) is connected to the **Measurement Server** via a **Robot interface**. The robot's end effector is labeled **Robot Optical Transmitter (DASY5)** and is positioned over a **Workpiece** held by a **Workpiece holder**. The workpiece is a cylindrical object with a **Workpiece holder** and a **Workpiece** label. The robot's base is labeled **Robot base**.

Fig.a The block diagram of SAR system

- A standard high precision 6-axis robot (Staubli RX family) with controller, teach pendant and software. An arm extension is for accommodating the data acquisition electronics (DAE).


- A dosimetric probe, i.e., an isotropic E-field probe optimized and calibrated for usage in tissue simulating liquid. The probe is equipped with an optical surface detector system.
- A data acquisition electronics (DAE) which performs the signal amplification, signal multiplexing, AD-conversion, offset measurements, mechanical surface detection, collision detection, etc. The unit is battery powered with standard or rechargeable batteries. The signal is optically transmitted to the EOC.
- The Electro-optical converter (EOC) performs the conversion between optical and electrical of the signals for the digital communication to the DAE and for the analog signal from the optical surface detection. The EOC is connected to the measurement server.
- The function of the measurement server is to perform the time critical tasks such as signal filtering, control of the robot operation and fast movement interrupts.
- A probe alignment unit which improves the (absolute) accuracy of the probe positioning.
 - A computer operating Windows 2000 or Windows XP.
 - DASY5 software.
- Remote control with teach pendant and additional circuitry for robot safety such as warning lamps, etc.
 - The SAM twin phantom enabling testing left-hand and right-hand usage.
 - The device holder for handheld mobile phones.
 - Tissue simulating liquid mixed according to the given recipes.
 - Validation dipole kits allowing to validate the proper functioning of the system.

Unless otherwise stated the results shown in this test report refer only to the sample(s) tested and such sample(s) are retained for 90 days only. This test report cannot be reproduced, except in full, without prior written permission of the Company. 除非另有說明，此報告結果僅對測試之樣品負責，同時此樣品僅保留90天。本報告未經本公司書面許可，不可部份複製。

This document is issued by the Company subject to its General Conditions of Service (www.sgs.com/terms_and_conditions.htm) and Terms and Conditions for Electronic Documents (www.sgs.com/terms_e-document.htm). Attention is drawn to the limitations of liability, indemnification and jurisdictional issues established therein. Even if printed this electronic document is to be treated as an original within the meaning of UCP 600 article 20b. The authenticity of this document may be verified at www.sgsonsite.com/authentication. Any holder of this document is advised that information contained hereon reflects the Company's findings at the time of its intervention only and within the limits of client's instructions, if any. The Company's sole responsibility is to its Client and this document does not exonerate parties to a transaction from exercising all their rights and obligations under the transaction documents.

1.9 System Components

ES3DV3 E-Field Probe


| | | |
|----------------|--|---|
| Construction: | Symmetrical design with triangular core Built-in shielding against static charges PEEK enclosure material (resistant to organic solvents, e.g., DGBE) |  |
| Calibration: | Basic Broad Band Calibration in air Conversion Factors (CF) for HSL835/1900/2450 Additional CF for other liquids and frequencies upon request | |
| Frequency: | 10 MHz to > 3 GHz; Linearity: ± 0.6 dB (30 MHz to 6 GHz) | |
| Directivity: | ± 0.3 dB in HSL (rotation around probe axis) ± 0.5 dB in tissue material (rotation normal to probe axis) | |
| Dynamic Range: | 10 μ W/g to > 100 mW/g; Linearity: ± 0.6 dB (noise: typically < 1 μ W/g) | |
| Dimensions: | Overall length: 337 mm (Tip: 20 mm) Tip diameter: 4 mm (Body: 12 mm) Typical distance from probe tip to dipole centers: 2 mm | |
| Application: | High precision dosimetric measurements in any exposure scenario (e.g., very strong gradient fields). Only probe which enables compliance testing for frequencies up to 6 GHz with precision of better 30%. | |

SAM PHANTOM V4.0C


| | |
|---------------|---|
| Construction: | The shell corresponds to the specifications of the Specific Anthropomorphic Mannequin (SAM) phantom defined in IEEE 1528-200X, CENELEC 50361 and IEC 62209. It enables the dosimetric evaluation of left and right hand phone usage as well as body mounted usage at the flat phantom region. A cover prevents evaporation of the liquid. Reference markings on the phantom allow the complete setup of all predefined phantom positions and measurement grids by manually teaching three points with the robot. |
|---------------|---|

Unless otherwise stated the results shown in this test report refer only to the sample(s) tested and such sample(s) are retained for 90 days only. This test report cannot be reproduced, except in full, without prior written permission of the Company. 除非另有說明，此報告結果僅對測試之樣品負責，同時此樣品僅保留90天。本報告未經本公司書面許可，不可部份複製。

This document is issued by the Company subject to its General Conditions of Service (www.sgs.com/terms_and_conditions.htm) and Terms and Conditions for Electronic Documents (www.sgs.com/terms_e-document.htm). Attention is drawn to the limitations of liability, indemnification and jurisdictional issues established therein. Even if printed this electronic document is to be treated as an original within the meaning of UCP 600 article 20b. The authenticity of this document may be verified at www.sgsonsite.com/authentication. Any holder of this document is advised that information contained hereon reflects the Company's findings at the time of its intervention only and within the limits of client's instructions, if any. The Company's sole responsibility is to its Client and this document does not exonerate parties to a transaction from exercising all their rights and obligations under the transaction documents.

| | | |
|------------------|---|--|
| Shell Thickness: | 2 ± 0.2 mm |  |
| Filling Volume: | Approx. 25 liters | |
| Dimensions: | Height: 251mm; Length: 1000 mm; Width: 500 mm | |

DEVICE HOLDER

| | | |
|--------------|---|---|
| Construction | In combination with the Twin SAM Phantom V4.0/V4.0C or Twin SAM, the Mounting Device (made from POM) enables the rotation of the mounted transmitter in spherical coordinates, whereby the rotation point is the ear opening. The devices can be easily and accurately positioned according to IEC, IEEE, CENELEC, FCC or other specifications. The device holder can be locked at different phantom locations (left head, right head, flat phantom). |  Device Holder |
|--------------|---|---|

1.10 SAR System Verification

The microwave circuit arrangement for system verification is sketched in Fig. b. The daily system accuracy verification occurs within the flat section of the SAM phantom. A SAR measurement was performed to see if the measured SAR was within +/- 5% from the target SAR values. These tests were done at 835/1900/2450 MHz. The tests were conducted on the same days as the measurement of the DUT. The obtained results from the system accuracy verification are displayed in the table 1. During the tests, the ambient temperature of the laboratory was in the range 22.1°C, the relative humidity was in the range 62% and the liquid depth above the ear reference points was above 15 cm in all the cases. It is seen that the system is operating within its specification, as the results are within acceptable tolerance of the reference values.

Unless otherwise stated the results shown in this test report refer only to the sample(s) tested and such sample(s) are retained for 90 days only. This test report cannot be reproduced, except in full, without prior written permission of the Company. 除非另有說明，此報告結果僅對測試之樣品負責，同時此樣品僅保留90天。本報告未經本公司書面許可，不可部份複製。

This document is issued by the Company subject to its General Conditions of Service (www.sgs.com/terms_and_conditions.htm) and Terms and Conditions for Electronic Documents (www.sgs.com/terms_e-document.htm). Attention is drawn to the limitations of liability, indemnification and jurisdictional issues established therein. Even if printed this electronic document is to be treated as an original within the meaning of UCP 600 article 20b. The authenticity of this document may be verified at www.sgsonsite.com/authentication. Any holder of this document is advised that information contained hereon reflects the Company's findings at the time of its intervention only and within the limits of client's instructions, if any. The Company's sole responsibility is to its Client and this document does not exonerate parties to a transaction from exercising all their rights and obligations under the transaction documents.

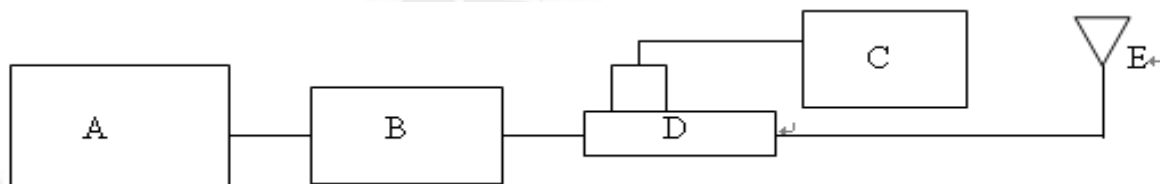


Fig.b The block diagram of SAR system verification

- A. Agilent Model 8648D Signal Generator
- B. Mini circuits Model ZHL-42 Amplifier
- C. Agilent Model U2001B Power Sensor
- D. Agilent Model 778D & 777D Dual directional coupling
- E. Reference dipole antenna



Photograph of the dipole Antenna

| Validation Kit | Frequency (MHz) | Target SAR (1g) (Pin=250mW) | Measured SAR (1g) | Measured Date |
|-----------------------|--------------------|--------------------------------|-------------------|---------------|
| D835V2 S/N: 4d063 | 835 MHz (Head) | 2.38 mW/g | 2.46 mW/g | 2009/11/02 |
| D835V2 S/N: 4d063 | 835 MHz (Body) | 2.55 mW/g | 2.51 mW/g | 2009/11/02 |
| D1900V2 S/N: 5d027 | 1900 MHz (Head) | 10.5 mW/g | 10.2 mW/g | 2009/11/02 |
| D1900V2 S/N: 5d027 | 1900 MHz (Body) | 10.6 mW/g | 10.8 mW/g | 2009/11/02 |
| D2450V2 S/N: 727 | 2450 MHz (Body) | 13.2 mW/g | 13.8 mW/g | 2009/11/03 |

Table 1. System validation (follow manufacture target value)

1.11 issue Simulant Fluid for the Frequency Band

The dielectric properties for this Head-simulant fluid were measured by using the HP Model 85070D Dielectric Probe (rates frequency band 200 MHz to 20 GHz) in conjunction with HP 8753D Network Analyzer (30 KHz-6000MHz) by using a procedure detailed in Section V.

All dielectric parameters of tissue simulates were measured within 24 hours of SAR

Unless otherwise stated the results shown in this test report refer only to the sample(s) tested and such sample(s) are retained for 90 days only. This test report cannot be reproduced, except in full, without prior written permission of the Company. 除非另有說明，此報告結果僅對測試之樣品負責，同時此樣品僅保留90天。本報告未經本公司書面許可，不可部份複製。

This document is issued by the Company subject to its General Conditions of Service (www.sgs.com/terms_and_conditions.htm) and Terms and Conditions for Electronic Documents (www.sgs.com/terms_e-document.htm). Attention is drawn to the limitations of liability, indemnification and jurisdictional issues established therein. Even if printed this electronic document is to be treated as an original within the meaning of UCP 600 article 20b. The authenticity of this document may be verified at www.sgsonsite.com/authentication. Any holder of this document is advised that information contained hereon reflects the Company's findings at the time of its intervention only and within the limits of client's instructions, if any. The Company's sole responsibility is to its Client and this document does not exonerate parties to a transaction from exercising all their rights and obligations under the transaction documents.

measurements. The depth of the tissue simulant in the ear reference point of the phantom was 15cm±5mm during all tests. (Appendix Fig .2)

| Frequency (MHz) | Tissue type | Measurement date/ Limits | Dielectric Parameters | | |
|-----------------|-------------|-----------------------------|-----------------------|----------------|-----------------------------------|
| | | | ρ | σ (S/m) | Simulated Tissue Temperature(° C) |
| 835 | Head | Measured, 2009. 11.02 | 42.5 | 0.905 | 21.7 |
| | | Recommended Limits | 38.76-42.84 | 0.85-0.93 | 20-24 |
| 835 | Body | Measured, 2009. 11.02 | 52.6 | 0.979 | 21.7 |
| | | Recommended Limits | 51.11-56.49 | 0.96-1.06 | 20-24 |
| 1900 | Head | Measured, 2009. 11.02 | 38.2 | 1.46 | 21.7 |
| | | Recommended Limits | 36.67-40.53 | 1.4-1.54 | 20-24 |
| 1900 | Body | Measured, 2009. 11.02 | 52.9 | 1.6 | 21.7 |
| | | Recommended Limits | 52.16-57.65 | 1.48-1.64 | 20-24 |
| 2450 | Body | Measured, 2009. 11.03 | 52.4 | 1.98 | 21.7 |
| | | Recommended Limits | 51.68-57.12 | 1.88-2.08 | 20-24 |

Table 2. Dielectric Parameters of Tissue Simulant Fluid

The composition of the brain tissue simulating liquid for 850 & 1900 & 2450 band:

| Ingredient | 850MHz (Head) | 850MHz (Body) | 1900MHz (Head) | 1900MHz (Body) | 2450MHz (Body) |
|---------------|---------------|---------------|----------------|----------------|----------------|
| DGMBE | X | X | 444.52 g | 300.67 g | 301.7 ml |
| Water | 532.98 g | 631.68 g | 552.42 g | 716.56 g | 698.3 ml |
| Salt | 18.3 g | 11.72 g | 3.06 g | 4.0 g | X |
| Preventol D-7 | 2.4 g | 1.2 g | X | X | X |
| Cellulose | 3.2 g | X | X | X | X |
| Sugar | 766.0 g | 600 g | X | X | X |
| Total amount | 1 L (1.0kg) | 1 L (1.0kg) | 1 L (1.0kg) | 1 L (1.0kg) | 1 L (1.0kg) |

Table 3. Recipes for tissue simulating liquid

1.12 Test Standards and Limits

According to FCC 47CFR §2.1093(d) The limits to be used for evaluation are based generally on criteria published by the American National Standards Institute (ANSI) for localized specific absorption rate ("SAR") in Section 4.2 of "IEEE Standard for Safety Levels with Respect to Human Exposure to Radio Frequency Electromagnetic Fields, 3 kHz to 300 GHz," ANSI/IEEE C95.1-1992, Copyright 1992 by the Institute of Electrical and Electronics Engineers, Inc., New York, New York 10017. These criteria for SAR evaluation are similar to those recommended by the National Council on Radiation Protection and Measurements (NCRP) in "Biological Effects and Exposure Criteria for Radio frequency Electromagnetic Fields," NCRP Report No. 86, Section 17.4.5. Copyright NCRP, 1986, Bethesda, Maryland 20814. SAR is a measure of the rate of energy absorption due to exposure to an RF transmitting source. SAR values have been related to threshold levels for potential biological hazards. The criteria to be used are specified in paragraphs (d)(1) and (d)(2) of this section and shall apply for portable devices transmitting in the frequency range from 100 kHz to 6 GHz. Portable devices that transmit at frequencies above 6 GHz are to be evaluated in terms of the MPE limits specified in § 1.1310 of this chapter.

Measurements and calculations to demonstrate compliance with MPE field strength or power density limits for devices operating above 6 GHz should be made at a minimum distance of 5 cm from the radiating source.

(1) Limits for Occupational/Controlled exposure: 0.4 W/kg as averaged over the whole-body and spatial peak SAR not exceeding 8 W/kg as averaged over any 1 gram of tissue (defined as a tissue volume in the shape of a cube). Exceptions are the hands, wrists, feet and ankles where the spatial peak SAR shall not exceed 20 W/kg, as averaged over an 10 grams of tissue (defined as a tissue volume in the shape of a cube). Occupational/Controlled limits apply when persons are exposed as a consequence of their employment provided these persons are fully aware of and exercise control over their exposure. Awareness of exposure can be accomplished by use of warning labels or by specific training or education through appropriate means, such as an RF safety program in a work environment.

(2) Limits for General Population/Uncontrolled exposure: 0.08 W/kg as averaged over the whole-body and spatial peak SAR not exceeding 1.6 W/kg as averaged over any 1 gram of tissue (defined as a tissue volume in the shape of a cube). Exceptions are the

Unless otherwise stated the results shown in this test report refer only to the sample(s) tested and such sample(s) are retained for 90 days only. This test report cannot be reproduced, except in full, without prior written permission of the Company. 除非另有說明，此報告結果僅對測試之樣品負責，同時此樣品僅保留90天。本報告未經本公司書面許可，不可部份複製。

This document is issued by the Company subject to its General Conditions of Service (www.sgs.com/terms_and_conditions.htm) and Terms and Conditions for Electronic Documents (www.sgs.com/terms_e-document.htm). Attention is drawn to the limitations of liability, indemnification and jurisdictional issues established therein. Even if printed this electronic document is to be treated as an original within the meaning of UCP 600 article 20b. The authenticity of this document may be verified at www.sgsonsite.com/authentication. Any holder of this document is advised that information contained hereon reflects the Company's findings at the time of its intervention only and within the limits of client's instructions, if any. The Company's sole responsibility is to its Client and this document does not exonerate parties to a transaction from exercising all their rights and obligations under the transaction documents.

hands, wrists, feet and ankles where the spatial peak SAR shall not exceed 4 W/kg, as averaged over any 10 grams of tissue (defined as a tissue volume in the shape of a cube).

General Population/Uncontrolled limits apply when the general public may be exposed, or when persons that are exposed as a consequence of their employment may not be fully aware of the potential for exposure or do not exercise control over their exposure.

Warning labels placed on consumer devices such as cellular telephones will not be sufficient reason to allow these devices to be evaluated subject to limits for occupational/controlled exposure in paragraph (d)(1) of this section.(Table .6)

| Human Exposure | Uncontrolled Environment General Population | Controlled Environment Occupational |
|--|--|--|
| Spatial Peak SAR (Brain) | 1.60 m W/g | 8.00 m W/g |
| Spatial Average SAR (Whole Body) | 0.08 m W/g | 0.40 m W/g |
| Spatial Peak SAR (Hands/Feet/Ankle/Wrist) | 4.00 m W/g | 20.00 m W/g |

Table 4. RF exposure limits

Notes:

1. Uncontrolled environments are defined as locations where there is potential exposure of individuals who have no knowledge or control of their potential exposure.
2. Controlled environments are defined as locations where there is potential exposure of individuals who have knowledge of their potential exposure and can exercise control over their exposure.

Unless otherwise stated the results shown in this test report refer only to the sample(s) tested and such sample(s) are retained for 90 days only. This test report cannot be reproduced, except in full, without prior written permission of the Company. 除非另有說明，此報告結果僅對測試之樣品負責，同時此樣品僅保留90天。本報告未經本公司書面許可，不可部份複製。

This document is issued by the Company subject to its General Conditions of Service (www.sgs.com/terms_and_conditions.htm) and Terms and Conditions for Electronic Documents (www.sgs.com/terms_e-document.htm). Attention is drawn to the limitations of liability, indemnification and jurisdictional issues established therein. Even if printed this electronic document is to be treated as an original within the meaning of UCP 600 article 20b. The authenticity of this document may be verified at www.sgsonsite.com/authentication. Any holder of this document is advised that information contained hereon reflects the Company's findings at the time of its intervention only and within the limits of client's instructions, if any. The Company's sole responsibility is to its Client and this document does not exonerate parties to a transaction from exercising all their rights and obligations under the transaction documents.

2. Summary of Results

GSM 850 MHZ

| Right Head (Cheek Position) | | | | | | |
|--|---------|-------|----------------------------------|-------------------|-----------------|-------------------|
| Frequency | Channel | MHz | Conducted Output Power (Average) | Measured(W/kg) 1g | Amb. Temp[° C] | Liquid Temp[° C] |
| 850 MHz | 128 | 824.2 | 33.2 dbm | 0.383 | 22.1 | 21.7 |
| | 190 | 836.6 | 33.1 dbm | 0.373 | 22.1 | 21.7 |
| | 251 | 848.8 | 32.9 dbm | 0.328 | 22.1 | 21.7 |
| Left Head (Cheek Position) | | | | | | |
| Frequency | Channel | MHz | Conducted Output Power (Average) | Measured(W/kg) 1g | Amb. Temp[° C] | Liquid Temp[° C] |
| 850 MHz | 128 | 824.2 | 33.2 dbm | 0.437 | 22.1 | 21.7 |
| | 190 | 836.6 | 33.1 dbm | 0.403 | 22.1 | 21.7 |
| | 251 | 848.8 | 32.9 dbm | 0.342 | 22.1 | 21.7 |
| Left Head (Cheek Position)_repeated with Memory card | | | | | | |
| Frequency | Channel | MHz | Conducted Output Power (Average) | Measured(W/kg) 1g | Amb. Temp[° C] | Liquid Temp[° C] |
| 850 MHz | 128 | 824.2 | 33.2 dbm | 0.389 | 22.1 | 21.7 |
| Right Head (15° Tilt Position) | | | | | | |
| Frequency | Channel | MHz | Conducted Output Power (Average) | Measured(W/kg) 1g | Amb. Temp[° C] | Liquid Temp[° C] |
| 850 MHz | 128 | 824.2 | 33.2 dbm | 0.292 | 22.1 | 21.7 |
| | 190 | 836.6 | 33.1 dbm | 0.243 | 22.1 | 21.7 |
| | 251 | 848.8 | 32.9 dbm | 0.224 | 22.1 | 21.7 |
| Left Head (15° Tilt Position) | | | | | | |
| Frequency | Channel | MHz | Conducted Output Power (Average) | Measured(W/kg) 1g | Amb. Temp[° C] | Liquid Temp[° C] |
| 850 MHz | 128 | 824.2 | 33.2 dbm | 0.242 | 22.1 | 21.7 |
| | 190 | 836.6 | 33.1 dbm | 0.26 | 22.1 | 21.7 |
| | 251 | 848.8 | 32.9 dbm | 0.205 | 22.1 | 21.7 |

Unless otherwise stated the results shown in this test report refer only to the sample(s) tested and such sample(s) are retained for 90 days only. This test report cannot be reproduced, except in full, without prior written permission of the Company. 除非另有說明，此報告結果僅對測試之樣品負責，同時此樣品僅保留90天。本報告未經本公司書面許可，不可部份複製。

This document is issued by the Company subject to its General Conditions of Service (www.sgs.com/terms_and_conditions.htm) and Terms and Conditions for Electronic Documents (www.sgs.com/terms_e-document.htm). Attention is drawn to the limitations of liability, indemnification and jurisdictional issues established therein. Even if printed this electronic document is to be treated as an original within the meaning of UCP 600 article 20b. The authenticity of this document may be verified at www.sgsonsite.com/authentication. Any holder of this document is advised that information contained hereon reflects the Company's findings at the time of its intervention only and within the limits of client's instructions, if any. The Company's sole responsibility is to its Client and this document does not exonerate parties to a transaction from exercising all their rights and obligations under the transaction documents.

| Body worn (testing in GPRS mode) | | | | | | |
|--|---------|-------|----------------------------------|-------------------|----------------|------------------|
| Frequency | Channel | MHz | Conducted Output Power (Average) | Measured(W/kg) 1g | Amb. Temp[°C] | Liquid Temp[°C] |
| 850 MHz | 128 | 824.2 | 33.2 dbm | 0.312 | 22.1 | 21.7 |
| | 190 | 836.6 | 33.1 dbm | 0.376 | 22.1 | 21.7 |
| | 251 | 848.8 | 32.9 dbm | 0.315 | 22.1 | 21.7 |
| Body worn (testing in GPRS mode)_repeated for EUT front to phantom | | | | | | |
| Frequency | Channel | MHz | Conducted Output Power (Average) | Measured(W/kg) 1g | Amb. Temp[°C] | Liquid Temp[°C] |
| 850 MHz | 190 | 836.6 | 33.1 dbm | 0.23 | 22.1 | 21.7 |
| Body worn (testing in GPRS mode)_repeated with Memory card | | | | | | |
| Frequency | Channel | MHz | Conducted Output Power (Average) | Measured(W/kg) 1g | Amb. Temp[°C] | Liquid Temp[°C] |
| 850 MHz | 190 | 836.6 | 33.1 dbm | 0.411 | 22.1 | 21.7 |
| Body worn (testing in EGPRS mode) | | | | | | |
| Frequency | Channel | MHz | Conducted Output Power (Average) | Measured(W/kg) 1g | Amb. Temp[°C] | Liquid Temp[°C] |
| 850 MHz | 128 | 824.2 | 27.5 dbm | 0.115 | 22.1 | 21.7 |
| | 190 | 836.6 | 27.4 dbm | 0.114 | 22.1 | 21.7 |
| | 251 | 848.8 | 27.3 dbm | 0.096 | 22.1 | 21.7 |

PCS 1900 MHZ

| Right Head (Cheek Position) | | | | | | |
|-----------------------------|---------|--------|----------------------------------|-------------------|----------------|------------------|
| Frequency | Channel | MHz | Conducted Output Power (Average) | Measured(W/kg) 1g | Amb. Temp[°C] | Liquid Temp[°C] |
| 1900 MHz | 512 | 1850.2 | 30.2 dbm | 0.405 | 22.1 | 21.7 |
| | 661 | 1880 | 30.0 dbm | 0.362 | 22.1 | 21.7 |
| | 810 | 1909.8 | 29.9 dbm | 0.31 | 22.1 | 21.7 |
| Left Head (Cheek Position) | | | | | | |
| Frequency | Channel | MHz | Conducted Output Power (Average) | Measured(W/kg) 1g | Amb. Temp[°C] | Liquid Temp[°C] |
| 1900 MHz | 512 | 1850.2 | 30.2 dbm | 0.329 | 22.1 | 21.7 |
| | 661 | 1880 | 30.0 dbm | 0.248 | 22.1 | 21.7 |
| | 810 | 1909.8 | 29.9 dbm | 0.238 | 22.1 | 21.7 |

Unless otherwise stated the results shown in this test report refer only to the sample(s) tested and such sample(s) are retained for 90 days only. This test report cannot be reproduced, except in full, without prior written permission of the Company. 除非另有說明，此報告結果僅對測試之樣品負責，同時此樣品僅保留90天。本報告未經本公司書面許可，不可部份複製。

This document is issued by the Company subject to its General Conditions of Service (www.sgs.com/terms_and_conditions.htm) and Terms and Conditions for Electronic Documents (www.sgs.com/terms_e-document.htm). Attention is drawn to the limitations of liability, indemnification and jurisdictional issues established therein. Even if printed this electronic document is to be treated as an original within the meaning of UCP 600 article 20b. The authenticity of this document may be verified at www.sgsonsite.com/authentication. Any holder of this document is advised that information contained hereon reflects the Company's findings at the time of its intervention only and within the limits of client's instructions, if any. The Company's sole responsibility is to its Client and this document does not exonerate parties to a transaction from exercising all their rights and obligations under the transaction documents.

| Right Head (15° Tilt Position) | | | | | | |
|-----------------------------------|---------|--------|----------------------------------|-------------------|----------------|------------------|
| Frequency | Channel | MHz | Conducted Output Power (Average) | Measured(W/kg) 1g | Amb. Temp[°C] | Liquid Temp[°C] |
| 1900 MHz | 512 | 1850.2 | 30.2 dbm | 0.389 | 22.1 | 21.7 |
| | 661 | 1880 | 30.0 dbm | 0.305 | 22.1 | 21.7 |
| | 810 | 1909.8 | 29.9 dbm | 0.279 | 22.1 | 21.7 |
| Left Head (15° Tilt Position) | | | | | | |
| Frequency | Channel | MHz | Conducted Output Power (Average) | Measured(W/kg) 1g | Amb. Temp[°C] | Liquid Temp[°C] |
| 1900 MHz | 512 | 1850.2 | 30.2 dbm | 0.423 | 22.1 | 21.7 |
| | 661 | 1880 | 30.0 dbm | 0.349 | 22.1 | 21.7 |
| | 810 | 1909.8 | 29.9 dbm | 0.299 | 22.1 | 21.7 |
| Body worn (testing in GPRS mode) | | | | | | |
| Frequency | Channel | MHz | Conducted Output Power (Average) | Measured(W/kg) 1g | Amb. Temp[°C] | Liquid Temp[°C] |
| 1900 MHz | 512 | 1850.2 | 30.2 dbm | 0.102 | 22.1 | 21.7 |
| | 661 | 1880 | 30.0 dbm | 0.093 | 22.1 | 21.7 |
| | 810 | 1909.8 | 29.8 dbm | 0.082 | 22.1 | 21.7 |
| Body worn (testing in EGPRS mode) | | | | | | |
| Frequency | Channel | MHz | Conducted Output Power (Average) | Measured(W/kg) 1g | Amb. Temp[°C] | Liquid Temp[°C] |
| 1900 MHz | 512 | 1850.2 | 26.2 dbm | 0.045 | 22.1 | 21.7 |
| | 661 | 1880 | 25.9 dbm | 0.041 | 22.1 | 21.7 |
| | 810 | 1909.8 | 25.7 dbm | 0.035 | 22.1 | 21.7 |

WLAN802.11 b

| Body worn | | | | | | |
|-----------------|---------|-------------------------------|----------------------------------|-------------------|----------------|------------------|
| Frequency (MHz) | Channel | Conducted Output Power (Peak) | Conducted Output Power (Average) | Measured(W/kg) 1g | Amb. Temp[°C] | Liquid Temp[°C] |
| 2412 | 1 | 18.24 dBm | 15.42 dbm | 0.043 | 22.1 | 21.7 |
| 2437 | 6 | 18.15 dBm | 15.35 dbm | 0.013 | 22.1 | 21.7 |
| 2462 | 11 | 18.04 dBm | 15.18 dbm | 0.038 | 22.1 | 21.7 |

Unless otherwise stated the results shown in this test report refer only to the sample(s) tested and such sample(s) are retained for 90 days only. This test report cannot be reproduced, except in full, without prior written permission of the Company. 除非另有說明，此報告結果僅對測試之樣品負責，同時此樣品僅保留90天。本報告未經本公司書面許可，不可部份複製。

This document is issued by the Company subject to its General Conditions of Service (www.sgs.com/terms_and_conditions.htm) and Terms and Conditions for Electronic Documents (www.sgs.com/terms_e-document.htm). Attention is drawn to the limitations of liability, indemnification and jurisdictional issues established therein. Even if printed this electronic document is to be treated as an original within the meaning of UCP 600 article 20b. The authenticity of this document may be verified at www.sgs.com/authentication. Any holder of this document is advised that information contained hereon reflects the Company's findings at the time of its intervention only and within the limits of client's instructions, if any. The Company's sole responsibility is to its Client and this document does not exonerate parties to a transaction from exercising all their rights and obligations under the transaction documents.

| Body worn- repeated for EUT front to phantom | | | | | | |
|--|---------|-------------------------------|----------------------------------|-------------------|----------------|------------------|
| Frequency (MHz) | Channel | Conducted Output Power (Peak) | Conducted Output Power (Average) | Measured(W/kg) 1g | Amb. Temp[°C] | Liquid Temp[°C] |
| 2412 | 1 | 18.24 dBm | 15.42 dbm | 0.032 | 22.1 | 21.7 |
| Body worn-repeated with Memory card | | | | | | |
| Frequency (MHz) | Channel | Conducted Output Power (Peak) | Conducted Output Power (Average) | Measured(W/kg) 1g | Amb. Temp[°C] | Liquid Temp[°C] |
| 2412 | 1 | 18.24 dBm | 15.42 dbm | 0.047 | 22.1 | 21.7 |
| Body worn-repeated with Bluetooth active | | | | | | |
| Frequency (MHz) | Channel | Conducted Output Power (Peak) | Conducted Output Power (Average) | Measured(W/kg) 1g | Amb. Temp[°C] | Liquid Temp[°C] |
| 2412 | 1 | 18.24 dBm | 15.42 dbm | 0.044 | 22.1 | 21.7 |

WLAN 802.11 g

| Body worn | | | | | | |
|-----------------|---------|-------------------------------|----------------------------------|-------------------|----------------|------------------|
| Frequency (MHz) | Channel | Conducted Output Power (Peak) | Conducted Output Power (Average) | Measured(W/kg) 1g | Amb. Temp[°C] | Liquid Temp[°C] |
| 2412 | 1 | 15.75 dBm | 12.72 dbm | 0.025 | 22.1 | 21.7 |
| 2437 | 6 | 15.81 dBm | 12.76 dbm | 0.023 | 22.1 | 21.7 |
| 2462 | 11 | 15.84 dBm | 12.81 dbm | 0.024 | 22.1 | 21.7 |

Unless otherwise stated the results shown in this test report refer only to the sample(s) tested and such sample(s) are retained for 90 days only. This test report cannot be reproduced, except in full, without prior written permission of the Company. 除非另有說明，此報告結果僅對測試之樣品負責，同時此樣品僅保留90天。本報告未經本公司書面許可，不可部份複製。

This document is issued by the Company subject to its General Conditions of Service (www.sgs.com/terms_and_conditions.htm) and Terms and Conditions for Electronic Documents (www.sgs.com/terms_e-document.htm). Attention is drawn to the limitations of liability, indemnification and jurisdictional issues established therein. Even if printed this electronic document is to be treated as an original within the meaning of UCP 600 article 20b. The authenticity of this document may be verified at www.sgsonsite.com/authentication. Any holder of this document is advised that information contained hereon reflects the Company's findings at the time of its intervention only and within the limits of client's instructions, if any. The Company's sole responsibility is to its Client and this document does not exonerate parties to a transaction from exercising all their rights and obligations under the transaction documents.

3. Instruments List

| Manufacturer | Device | Type | Serial number | Date of last calibration |
|---------------------------------|---|----------------------|---------------|--------------------------|
| Schmid & Partner Engineering AG | Dosimetric E-FieldProbe | ES3DV3 | 3172 | May.27.2009 |
| Schmid & Partner Engineering AG | 850/1900/2450MHz System Validation Dipole | D835V2 | 4d063 | May.25.2009 |
| | | D1900V2 | 5d027 | Apr.27.2009 |
| | | D2450V2 | 727 | Apr.27.2009 |
| Schmid & Partner Engineering AG | Data acquisition Electronics | DAE4 | 856 | May.26.2009 |
| Schmid & Partner Engineering AG | Software | DASY 5 V5.0 Build125 | N/A | Calibration not required |
| Schmid & Partner Engineering AG | Phantom | SAM | N/A | Calibration not required |
| Agilent | Network Analyzer | 8753D | 3410A05547 | Mar.31.2009 |
| Agilent | Dielectric Probe Kit | 85070D | US01440168 | Calibration not required |
| Agilent | Dual-directional coupler | 778D | 50313 | Aug.26.2009 |
| | | 777D | 50014 | Aug.27.2009 |
| Agilent | RF Signal Generator | 8648D | 3847M00432 | May.25.2009 |
| Agilent | Power Sensor | U2001B | MY48100169 | Apr.23.2009 |
| Agilent | Radio Communication Test | E5515c | GB44051912 | Nov.05 .2008 |

Unless otherwise stated the results shown in this test report refer only to the sample(s) tested and such sample(s) are retained for 90 days only. This test report cannot be reproduced, except in full, without prior written permission of the Company. 除非另有說明，此報告結果僅對測試之樣品負責，同時此樣品僅保留90天。本報告未經本公司書面許可，不可部份複製。

This document is issued by the Company subject to its General Conditions of Service (www.sgs.com/terms_and_conditions.htm) and Terms and Conditions for Electronic Documents (www.sgs.com/terms_e-document.htm). Attention is drawn to the limitations of liability, indemnification and jurisdictional issues established therein. Even if printed this electronic document is to be treated as an original within the meaning of UCP 600 article 20b. The authenticity of this document may be verified at www.sgsonsite.com/authentication. Any holder of this document is advised that information contained hereon reflects the Company's findings at the time of its intervention only and within the limits of client's instructions, if any. The Company's sole responsibility is to its Client and this document does not exonerate parties to a transaction from exercising all their rights and obligations under the transaction documents.

4. Measurements

Date/Time: 11/02/2009 08:56:24

RE Cheek_CH128

DUT: HT680;

Communication System: GSM 850; Frequency: 824.2 MHz; Duty Cycle: 1:8.3

Medium: HEAD900 Medium parameters used (extrapolated): $f = 824.2$ MHz; $\sigma = 0.894$ mho/m; $\epsilon_r = 42.4$; $\rho = 1000$ kg/m³

Phantom section: Right Section

- Probe: ES3DV3 - SN3172; ConvF(5.83, 5.83, 5.83); Calibrated: 5/27/2009
- Sensor-Surface: 4mm (Mechanical Surface Detection)
- Electronics: DAE4 Sn856; Calibrated: 5/26/2009
- Phantom: SAM1; Type: SAM;
- Measurement SW: DASY5, V5.0 Build 125; SEMCAD X Version 13.4 Build 125

RE Cheek/Area Scan (61x121x1): Measurement grid: dx=15mm, dy=15mm

Maximum value of SAR (interpolated) = 0.461 mW/g

RE Cheek/Zoom Scan (7x7x7) (5x5x7)/Cube 0: Measurement grid: dx=8mm, dy=8mm, dz=5mm

Reference Value = 17.8 V/m; Power Drift = -0.074 dB


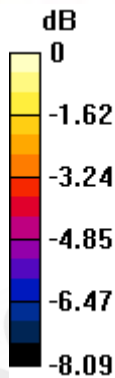
Peak SAR (extrapolated) = 0.470 W/kg

SAR(1 g) = 0.383 mW/g; SAR(10 g) = 0.295 mW/g

Maximum value of SAR (measured) = 0.429 mW/g

Unless otherwise stated the results shown in this test report refer only to the sample(s) tested and such sample(s) are retained for 90 days only. This test report cannot be reproduced, except in full, without prior written permission of the Company. 除非另有說明，此報告結果僅對測試之樣品負責，同時此樣品僅保留90天。本報告未經本公司書面許可，不可部份複製。

This document is issued by the Company subject to its General Conditions of Service (www.sgs.com/terms_and_conditions.htm) and Terms and Conditions for Electronic Documents (www.sgs.com/terms_e-document.htm). Attention is drawn to the limitations of liability, indemnification and jurisdictional issues established therein. Even if printed this electronic document is to be treated as an original within the meaning of UCP 600 article 20b. The authenticity of this document may be verified at www.sgsonsite.com/authentication. Any holder of this document is advised that information contained hereon reflects the Company's findings at the time of its intervention only and within the limits of client's instructions, if any. The Company's sole responsibility is to its Client and this document does not exonerate parties to a transaction from exercising all their rights and obligations under the transaction documents.



0 dB = 0.429mW/g

Date/Time: 11/02/2009 09:24:47

RE Cheek_CH190

DUT: HT680;

Communication System: GSM 850; Frequency: 836.6 MHz; Duty Cycle: 1:8.3
 Medium: HEAD900 Medium parameters used (extrapolated): $f = 836.6 \text{ MHz}$; $\sigma = 0.906 \text{ mho/m}$; $\epsilon_r = 42.2$; $\rho = 1000 \text{ kg/m}^3$
 Phantom section: Right Section

DASY5 Configuration:

- Probe: ES3DV3 - SN3172; ConvF(5.83, 5.83, 5.83); Calibrated: 5/27/2009
- Sensor-Surface: 4mm (Mechanical Surface Detection)
- Electronics: DAE4 Sn856; Calibrated: 5/26/2009
- Phantom: SAM1; Type: SAM;
- Measurement SW: DASY5, V5.0 Build 125; SEMCAD X Version 13.4 Build 125

RE Cheek/Area Scan (61x121x1): Measurement grid: $dx=15\text{mm}$, $dy=15\text{mm}$

Maximum value of SAR (interpolated) = 0.398 mW/g

RE Cheek/Zoom Scan (7x7x7) (5x5x7)/Cube 0: Measurement grid: $dx=8\text{mm}$, $dy=8\text{mm}$, $dz=5\text{mm}$

Reference Value = 17.2 V/m; Power Drift = 0.177 dB


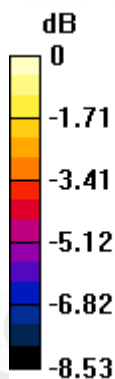
Peak SAR (extrapolated) = 0.450 W/kg

SAR(1 g) = 0.373 mW/g; SAR(10 g) = 0.285 mW/g

Maximum value of SAR (measured) = 0.391 mW/g

Unless otherwise stated the results shown in this test report refer only to the sample(s) tested and such sample(s) are retained for 90 days only. This test report cannot be reproduced, except in full, without prior written permission of the Company. 除非另有說明，此報告結果僅對測試之樣品負責，同時此樣品僅保留90天。本報告未經本公司書面許可，不可部份複製。

This document is issued by the Company subject to its General Conditions of Service (www.sgs.com/terms_and_conditions.htm) and Terms and Conditions for Electronic Documents (www.sgs.com/terms_e-document.htm). Attention is drawn to the limitations of liability, indemnification and jurisdictional issues established therein. Even if printed this electronic document is to be treated as an original within the meaning of UCP 600 article 20b. The authenticity of this document may be verified at www.sgsonsite.com/authentication. Any holder of this document is advised that information contained hereon reflects the Company's findings at the time of its intervention only and within the limits of client's instructions, if any. The Company's sole responsibility is to its Client and this document does not exonerate parties to a transaction from exercising all their rights and obligations under the transaction documents.



0 dB = 0.391mW/g

Date/Time: 11/02/2009 09:50:48

RE Cheek_CH251

DUT: HT680;

Communication System: GSM 850; Frequency: 848.8 MHz; Duty Cycle: 1:8.3

Medium: HEAD900 Medium parameters used (extrapolated): $f = 848.8 \text{ MHz}$; $\sigma = 0.919$

mho/m; $\epsilon_r = 42.1$; $\rho = 1000 \text{ kg/m}^3$

Phantom section: Right Section

DASY5 Configuration:

- Probe: ES3DV3 - SN3172; ConvF(5.83, 5.83, 5.83); Calibrated: 5/27/2009
- Sensor-Surface: 4mm (Mechanical Surface Detection)
- Electronics: DAE4 Sn856; Calibrated: 5/26/2009
- Phantom: SAM1; Type: SAM;
- Measurement SW: DASY5, V5.0 Build 125; SEMCAD X Version 13.4 Build 125

RE Cheek/Area Scan (61x121x1): Measurement grid: $dx=15\text{mm}$, $dy=15\text{mm}$

Maximum value of SAR (interpolated) = 0.359 mW/g

RE Cheek/Zoom Scan (7x7x7) (5x5x7)/Cube 0: Measurement grid: $dx=8\text{mm}$, $dy=8\text{mm}$, $dz=5\text{mm}$

Reference Value = 17.6 V/m; Power Drift = -0.072 dB


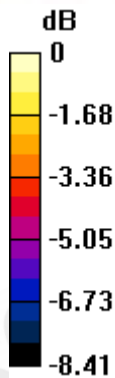
Peak SAR (extrapolated) = 0.441 W/kg

SAR(1 g) = 0.328 mW/g; SAR(10 g) = 0.253 mW/g

Maximum value of SAR (measured) = 0.339 mW/g

Unless otherwise stated the results shown in this test report refer only to the sample(s) tested and such sample(s) are retained for 90 days only. This test report cannot be reproduced, except in full, without prior written permission of the Company. 除非另有說明，此報告結果僅對測試之樣品負責，同時此樣品僅保留90天。本報告未經本公司書面許可，不可部份複製。

This document is issued by the Company subject to its General Conditions of Service (www.sgs.com/terms_and_conditions.htm) and Terms and Conditions for Electronic Documents (www.sgs.com/terms_e-document.htm). Attention is drawn to the limitations of liability, indemnification and jurisdictional issues established therein. Even if printed this electronic document is to be treated as an original within the meaning of UCP 600 article 20b. The authenticity of this document may be verified at www.sgsonsite.com/authentication. Any holder of this document is advised that information contained hereon reflects the Company's findings at the time of its intervention only and within the limits of client's instructions, if any. The Company's sole responsibility is to its Client and this document does not exonerate parties to a transaction from exercising all their rights and obligations under the transaction documents.



0 dB = 0.339mW/g

Date/Time: 11/02/2009 12:43:13

LE Cheek_CH128

DUT: HT680;

Communication System: GSM 850; Frequency: 824.2 MHz; Duty Cycle: 1:8.3
 Medium: HEAD900 Medium parameters used (extrapolated): $f = 824.2 \text{ MHz}$; $\sigma = 0.894 \text{ mho/m}$; $\epsilon_r = 42.4$; $\rho = 1000 \text{ kg/m}^3$
 Phantom section: Left Section

DASY5 Configuration:

- Probe: ES3DV3 - SN3172; ConvF(5.83, 5.83, 5.83); Calibrated: 5/27/2009
- Sensor-Surface: 4mm (Mechanical Surface Detection)
- Electronics: DAE4 Sn856; Calibrated: 5/26/2009
- Phantom: SAM1; Type: SAM;
- Measurement SW: DASY5, V5.0 Build 125; SEMCAD X Version 13.4 Build 125

LE Cheek/Area Scan (61x121x1): Measurement grid: $dx=15\text{mm}$, $dy=15\text{mm}$
 Maximum value of SAR (interpolated) = 0.448 mW/g

LE Cheek/Zoom Scan (7x7x7) (5x5x7)/Cube 0: Measurement grid: $dx=8\text{mm}$, $dy=8\text{mm}$, $dz=5\text{mm}$

Reference Value = 18.7 V/m; Power Drift = 0.110 dB


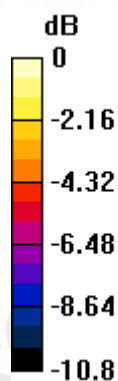
Peak SAR (extrapolated) = 0.653 W/kg

SAR(1 g) = 0.437 mW/g; SAR(10 g) = 0.315 mW/g

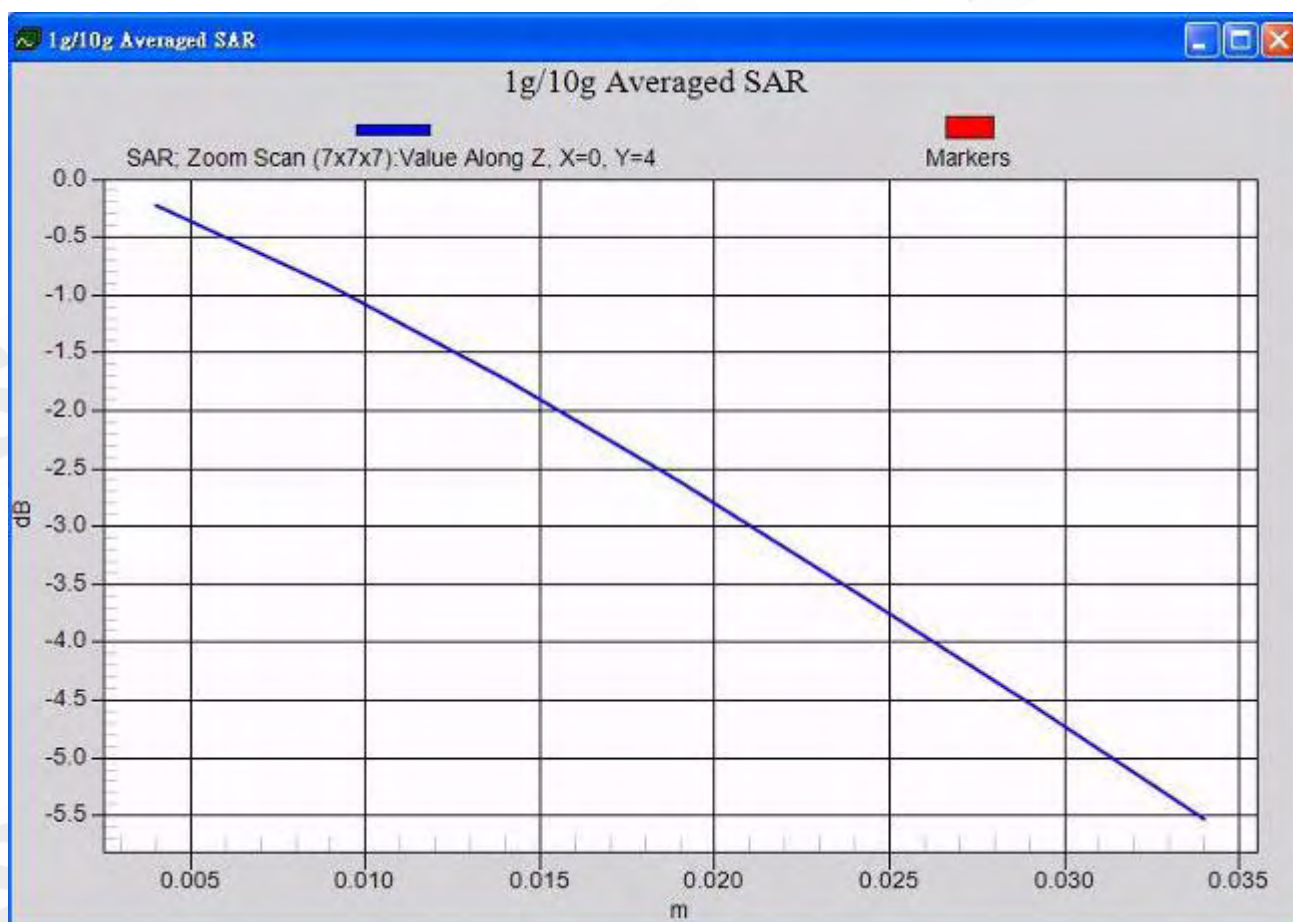
Maximum value of SAR (measured) = 0.489 mW/g

Unless otherwise stated the results shown in this test report refer only to the sample(s) tested and such sample(s) are retained for 90 days only. This test report cannot be reproduced, except in full, without prior written permission of the Company. 除非另有說明，此報告結果僅對測試之樣品負責，同時此樣品僅保留90天。本報告未經本公司書面許可，不可部份複製。

This document is issued by the Company subject to its General Conditions of Service (www.sgs.com/terms_and_conditions.htm) and Terms and Conditions for Electronic Documents (www.sgs.com/terms_e-document.htm). Attention is drawn to the limitations of liability, indemnification and jurisdictional issues established therein. Even if printed this electronic document is to be treated as an original within the meaning of UCP 600 article 20b. The authenticity of this document may be verified at www.sgsonsite.com/authentication. Any holder of this document is advised that information contained hereon reflects the Company's findings at the time of its intervention only and within the limits of client's instructions, if any. The Company's sole responsibility is to its Client and this document does not exonerate parties to a transaction from exercising all their rights and obligations under the transaction documents.



0 dB = 0.489mW/g



Unless otherwise stated the results shown in this test report refer only to the sample(s) tested and such sample(s) are retained for 90 days only. This test report cannot be reproduced, except in full, without prior written permission of the Company. 除非另有說明，此報告結果僅對測試之樣品負責，同時此樣品僅保留90天。本報告未經本公司書面許可，不可部份複製。

This document is issued by the Company subject to its General Conditions of Service (www.sgs.com/terms_and_conditions.htm) and Terms and Conditions for Electronic Documents (www.sgs.com/terms_e-document.htm). Attention is drawn to the limitations of liability, indemnification and jurisdictional issues established therein. Even if printed this electronic document is to be treated as an original within the meaning of UCP 600 article 20b. The authenticity of this document may be verified at www.sgsonsite.com/authentication. Any holder of this document is advised that information contained hereon reflects the Company's findings at the time of its intervention only and within the limits of client's instructions, if any. The Company's sole responsibility is to its Client and this document does not exonerate parties to a transaction from exercising all their rights and obligations under the transaction documents.

Date/Time: 11/02/2009 13:10:34

LE Cheek_CH190**DUT: HT680;**

Communication System: GSM 850; Frequency: 836.6 MHz; Duty Cycle: 1:8.3
Medium: HEAD900 Medium parameters used (extrapolated): $f = 836.6 \text{ MHz}$; $\sigma = 0.906 \text{ mho/m}$; $\epsilon_r = 42.2$; $\rho = 1000 \text{ kg/m}^3$
Phantom section: Left Section

DASY5 Configuration:

- Probe: ES3DV3 - SN3172; ConvF(5.83, 5.83, 5.83); Calibrated: 5/27/2009
- Sensor-Surface: 4mm (Mechanical Surface Detection)
- Electronics: DAE4 Sn856; Calibrated: 5/26/2009
- Phantom: SAM1; Type: SAM;
- Measurement SW: DASY5, V5.0 Build 125; SEMCAD X Version 13.4 Build 125

LE Cheek/Area Scan (61x121x1): Measurement grid: $dx=15\text{mm}$, $dy=15\text{mm}$
Maximum value of SAR (interpolated) = 0.437 mW/g

LE Cheek/Zoom Scan (7x7x7) (5x5x7)/Cube 0: Measurement grid: $dx=8\text{mm}$,
 $dy=8\text{mm}$, $dz=5\text{mm}$

Reference Value = 19.4 V/m; Power Drift = -0.193 dB

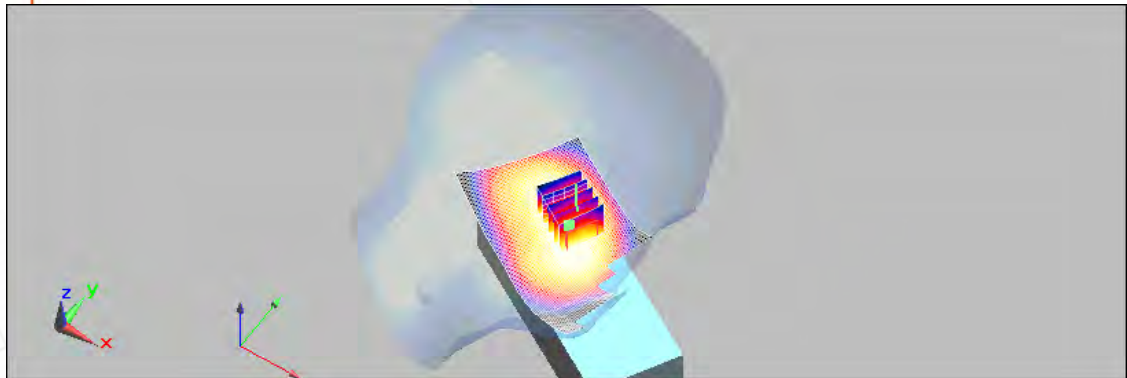
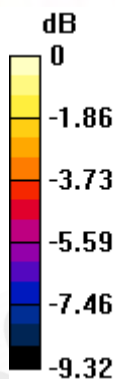
Peak SAR (extrapolated) = 0.609 W/kg

SAR(1 g) = 0.403 mW/g; SAR(10 g) = 0.292 mW/g

Maximum value of SAR (measured) = 0.419 mW/g

Unless otherwise stated the results shown in this test report refer only to the sample(s) tested and such sample(s) are retained for 90 days only. This test report cannot be reproduced, except in full, without prior written permission of the Company. 除非另有說明，此報告結果僅對測試之樣品負責，同時此樣品僅保留90天。本報告未經本公司書面許可，不可部份複製。

This document is issued by the Company subject to its General Conditions of Service (www.sgs.com/terms_and_conditions.htm) and Terms and Conditions for Electronic Documents (www.sgs.com/terms_e-document.htm). Attention is drawn to the limitations of liability, indemnification and jurisdictional issues established therein. Even if printed this electronic document is to be treated as an original within the meaning of UCP 600 article 20b. The authenticity of this document may be verified at www.sgsonsite.com/authentication. Any holder of this document is advised that information contained hereon reflects the Company's findings at the time of its intervention only and within the limits of client's instructions, if any. The Company's sole responsibility is to its Client and this document does not exonerate parties to a transaction from exercising all their rights and obligations under the transaction documents.



0 dB = 0.419mW/g

Date/Time: 11/02/2009 13:39:07

LE Cheek_CH251

DUT: HT680;

Communication System: GSM 850; Frequency: 848.8 MHz; Duty Cycle: 1:8.3
Medium: HEAD900 Medium parameters used (extrapolated): $f = 848.8 \text{ MHz}$; $\sigma = 0.919 \text{ mho/m}$; $\epsilon_r = 42.1$; $\rho = 1000 \text{ kg/m}^3$
Phantom section: Left Section

DASY5 Configuration:

- Probe: ES3DV3 - SN3172; ConvF(5.83, 5.83, 5.83); Calibrated: 5/27/2009
- Sensor-Surface: 4mm (Mechanical Surface Detection)
- Electronics: DAE4 Sn856; Calibrated: 5/26/2009
- Phantom: SAM1; Type: SAM;
- Measurement SW: DASY5, V5.0 Build 125; SEMCAD X Version 13.4 Build 125

LE Cheek/Area Scan (61x121x1): Measurement grid: $dx=15\text{mm}$, $dy=15\text{mm}$
Maximum value of SAR (interpolated) = 0.368 mW/g

LE Cheek/Zoom Scan (7x7x7) (5x5x7)/Cube 0: Measurement grid: $dx=8\text{mm}$, $dy=8\text{mm}$, $dz=5\text{mm}$

Reference Value = 17 V/m; Power Drift = 0.189 dB


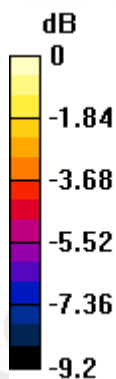
Peak SAR (extrapolated) = 0.455 W/kg

SAR(1 g) = 0.342 mW/g; SAR(10 g) = 0.259 mW/g

Maximum value of SAR (measured) = 0.363 mW/g

Unless otherwise stated the results shown in this test report refer only to the sample(s) tested and such sample(s) are retained for 90 days only. This test report cannot be reproduced, except in full, without prior written permission of the Company. 除非另有說明，此報告結果僅對測試之樣品負責，同時此樣品僅保留90天。本報告未經本公司書面許可，不可部份複製。

This document is issued by the Company subject to its General Conditions of Service (www.sgs.com/terms_and_conditions.htm) and Terms and Conditions for Electronic Documents (www.sgs.com/terms_e-document.htm). Attention is drawn to the limitations of liability, indemnification and jurisdictional issues established therein. Even if printed this electronic document is to be treated as an original within the meaning of UCP 600 article 20b. The authenticity of this document may be verified at www.sgsonsite.com/authentication. Any holder of this document is advised that information contained hereon reflects the Company's findings at the time of its intervention only and within the limits of client's instructions, if any. The Company's sole responsibility is to its Client and this document does not exonerate parties to a transaction from exercising all their rights and obligations under the transaction documents.



0 dB = 0.363mW/g

Date/Time: 11/02/2009 16:04:40

LE Cheek_CH128_repeated with Memory card

DUT: HT680;

Communication System: GSM 850; Frequency: 824.2 MHz; Duty Cycle: 1:8.3
Medium: HEAD900 Medium parameters used (extrapolated): $f = 824.2 \text{ MHz}$; $\sigma = 0.894 \text{ mho/m}$; $\epsilon_r = 42.4$; $\rho = 1000 \text{ kg/m}^3$
Phantom section: Left Section

DASY5 Configuration:

- Probe: ES3DV3 - SN3172; ConvF(5.83, 5.83, 5.83); Calibrated: 5/27/2009
- Sensor-Surface: 4mm (Mechanical Surface Detection)
- Electronics: DAE4 Sn856; Calibrated: 5/26/2009
- Phantom: SAM1; Type: SAM;
- Measurement SW: DASY5, V5.0 Build 125; SEMCAD X Version 13.4 Build 125

LE Cheek/Area Scan (61x121x1): Measurement grid: dx=15mm, dy=15mm

Maximum value of SAR (interpolated) = 0.422 mW/g

LE Cheek/Zoom Scan (7x7x7) (5x5x7)/Cube 0: Measurement grid: dx=8mm, dy=8mm, dz=5mm

Reference Value = 20.1 V/m; Power Drift = -0.094 dB


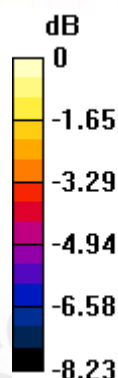
Peak SAR (extrapolated) = 0.483 W/kg

SAR(1 g) = 0.389 mW/g; SAR(10 g) = 0.299 mW/g

Maximum value of SAR (measured) = 0.417 mW/g

Unless otherwise stated the results shown in this test report refer only to the sample(s) tested and such sample(s) are retained for 90 days only. This test report cannot be reproduced, except in full, without prior written permission of the Company. 除非另有說明，此報告結果僅對測試之樣品負責，同時此樣品僅保留90天。本報告未經本公司書面許可，不可部份複製。

This document is issued by the Company subject to its General Conditions of Service (www.sgs.com/terms_and_conditions.htm) and Terms and Conditions for Electronic Documents (www.sgs.com/terms_e-document.htm). Attention is drawn to the limitations of liability, indemnification and jurisdictional issues established therein. Even if printed this electronic document is to be treated as an original within the meaning of UCP 600 article 20b. The authenticity of this document may be verified at www.sgsonsite.com/authentication. Any holder of this document is advised that information contained hereon reflects the Company's findings at the time of its intervention only and within the limits of client's instructions, if any. The Company's sole responsibility is to its Client and this document does not exonerate parties to a transaction from exercising all their rights and obligations under the transaction documents.



0 dB = 0.417mW/g

Date/Time: 11/02/2009 10:19:17

RE Tilt_CH128

DUT: HT680;

Communication System: GSM 850; Frequency: 824.2 MHz; Duty Cycle: 1:8.3
Medium: HEAD900 Medium parameters used (extrapolated): $f = 824.2$ MHz; $\sigma = 0.894$ mho/m; $\epsilon_r = 42.4$; $\rho = 1000$ kg/m³
Phantom section: Right Section

DASY5 Configuration:

- Probe: ES3DV3 - SN3172; ConvF(5.83, 5.83, 5.83); Calibrated: 5/27/2009
- Sensor-Surface: 4mm (Mechanical Surface Detection)
- Electronics: DAE4 Sn856; Calibrated: 5/26/2009
- Phantom: SAM1; Type: SAM;
- Measurement SW: DASY5, V5.0 Build 125; SEMCAD X Version 13.4 Build 125

RE Tilt/Area Scan (61x121x1): Measurement grid: dx=15mm, dy=15mm
Maximum value of SAR (interpolated) = 0.312 mW/g

RE Tilt/Zoom Scan (7x7x7) (5x5x7)/Cube 0: Measurement grid: dx=8mm, dy=8mm, dz=5mm

Reference Value = 15.3 V/m; Power Drift = 0.119 dB


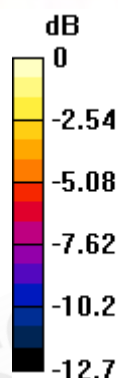
Peak SAR (extrapolated) = 0.469 W/kg

SAR(1 g) = 0.292 mW/g; SAR(10 g) = 0.187 mW/g

Maximum value of SAR (measured) = 0.319 mW/g

Unless otherwise stated the results shown in this test report refer only to the sample(s) tested and such sample(s) are retained for 90 days only. This test report cannot be reproduced, except in full, without prior written permission of the Company. 除非另有說明，此報告結果僅對測試之樣品負責，同時此樣品僅保留90天。本報告未經本公司書面許可，不可部份複製。

This document is issued by the Company subject to its General Conditions of Service (www.sgs.com/terms_and_conditions.htm) and Terms and Conditions for Electronic Documents (www.sgs.com/terms_e-document.htm). Attention is drawn to the limitations of liability, indemnification and jurisdictional issues established therein. Even if printed this electronic document is to be treated as an original within the meaning of UCP 600 article 20b. The authenticity of this document may be verified at www.sgsonsite.com/authentication. Any holder of this document is advised that information contained hereon reflects the Company's findings at the time of its intervention only and within the limits of client's instructions, if any. The Company's sole responsibility is to its Client and this document does not exonerate parties to a transaction from exercising all their rights and obligations under the transaction documents.



0 dB = 0.319mW/g

Date/Time: 11/02/2009 10:46:39

RE Tilt_CH190

DUT: HT680;

Communication System: GSM 850; Frequency: 836.6 MHz; Duty Cycle: 1:8.3
 Medium: HEAD900 Medium parameters used (extrapolated): $f = 836.6 \text{ MHz}$; $\sigma = 0.906 \text{ mho/m}$; $\epsilon_r = 42.2$; $\rho = 1000 \text{ kg/m}^3$
 Phantom section: Right Section

DASY5 Configuration:

- Probe: ES3DV3 - SN3172; ConvF(5.83, 5.83, 5.83); Calibrated: 5/27/2009
- Sensor-Surface: 4mm (Mechanical Surface Detection)
- Electronics: DAE4 Sn856; Calibrated: 5/26/2009
- Phantom: SAM1; Type: SAM;
- Measurement SW: DASY5, V5.0 Build 125; SEMCAD X Version 13.4 Build 125

RE Tilt/Area Scan (61x121x1): Measurement grid: $dx=15\text{mm}$, $dy=15\text{mm}$
 Maximum value of SAR (interpolated) = 0.260 mW/g

RE Tilt/Zoom Scan (7x7x7) (5x5x7)/Cube 0: Measurement grid: $dx=8\text{mm}$, $dy=8\text{mm}$, $dz=5\text{mm}$

Reference Value = 16.3 V/m; Power Drift = -0.079 dB


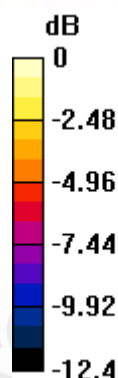
Peak SAR (extrapolated) = 0.424 W/kg

SAR(1 g) = 0.243 mW/g; SAR(10 g) = 0.152 mW/g

Maximum value of SAR (measured) = 0.264 mW/g

Unless otherwise stated the results shown in this test report refer only to the sample(s) tested and such sample(s) are retained for 90 days only. This test report cannot be reproduced, except in full, without prior written permission of the Company. 除非另有說明，此報告結果僅對測試之樣品負責，同時此樣品僅保留90天。本報告未經本公司書面許可，不可部份複製。

This document is issued by the Company subject to its General Conditions of Service (www.sgs.com/terms_and_conditions.htm) and Terms and Conditions for Electronic Documents (www.sgs.com/terms_e-document.htm). Attention is drawn to the limitations of liability, indemnification and jurisdictional issues established therein. Even if printed this electronic document is to be treated as an original within the meaning of UCP 600 article 20b. The authenticity of this document may be verified at www.sgsonsite.com/authentication. Any holder of this document is advised that information contained hereon reflects the Company's findings at the time of its intervention only and within the limits of client's instructions, if any. The Company's sole responsibility is to its Client and this document does not exonerate parties to a transaction from exercising all their rights and obligations under the transaction documents.



0 dB = 0.264mW/g

Date/Time: 11/02/2009 11:14:37

RE Tilt_CH251

DUT: HT680;

Communication System: GSM 850; Frequency: 848.8 MHz; Duty Cycle: 1:8.3
Medium: HEAD900 Medium parameters used (extrapolated): $f = 848.8 \text{ MHz}$; $\sigma = 0.919 \text{ mho/m}$; $\epsilon_r = 42.1$; $\rho = 1000 \text{ kg/m}^3$
Phantom section: Right Section

DASY5 Configuration:

- Probe: ES3DV3 - SN3172; ConvF(5.83, 5.83, 5.83); Calibrated: 5/27/2009
- Sensor-Surface: 4mm (Mechanical Surface Detection)
- Electronics: DAE4 Sn856; Calibrated: 5/26/2009
- Phantom: SAM1; Type: SAM;
- Measurement SW: DASY5, V5.0 Build 125; SEMCAD X Version 13.4 Build 125

RE Tilt/Area Scan (61x121x1): Measurement grid: $dx=15\text{mm}$, $dy=15\text{mm}$

Maximum value of SAR (interpolated) = 0.212 mW/g

RE Tilt/Zoom Scan (7x7x7) (5x5x7)/Cube 0: Measurement grid: $dx=8\text{mm}$, $dy=8\text{mm}$, $dz=5\text{mm}$

Reference Value = 15.5 V/m; Power Drift = -0.076 dB


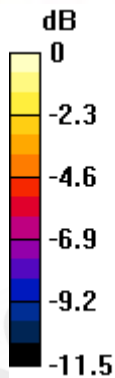
Peak SAR (extrapolated) = 0.348 W/kg

SAR(1 g) = 0.224 mW/g; SAR(10 g) = 0.145 mW/g

Maximum value of SAR (measured) = 0.241 mW/g

Unless otherwise stated the results shown in this test report refer only to the sample(s) tested and such sample(s) are retained for 90 days only. This test report cannot be reproduced, except in full, without prior written permission of the Company. 除非另有說明，此報告結果僅對測試之樣品負責，同時此樣品僅保留90天。本報告未經本公司書面許可，不可部份複製。

This document is issued by the Company subject to its General Conditions of Service (www.sgs.com/terms_and_conditions.htm) and Terms and Conditions for Electronic Documents (www.sgs.com/terms_e-document.htm). Attention is drawn to the limitations of liability, indemnification and jurisdictional issues established therein. Even if printed this electronic document is to be treated as an original within the meaning of UCP 600 article 20b. The authenticity of this document may be verified at www.sgsonsite.com/authentication. Any holder of this document is advised that information contained hereon reflects the Company's findings at the time of its intervention only and within the limits of client's instructions, if any. The Company's sole responsibility is to its Client and this document does not exonerate parties to a transaction from exercising all their rights and obligations under the transaction documents.



0 dB = 0.241mW/g

Date/Time: 11/02/2009 14:06:04

LE Tilt_CH128

DUT: HT680;

Communication System: GSM 850; Frequency: 824.2 MHz; Duty Cycle: 1:8.3
Medium: HEAD900 Medium parameters used (extrapolated): $f = 824.2 \text{ MHz}$; $\sigma = 0.894 \text{ mho/m}$; $\epsilon_r = 42.4$; $\rho = 1000 \text{ kg/m}^3$
Phantom section: Left Section

DASY5 Configuration:

- Probe: ES3DV3 - SN3172; ConvF(5.83, 5.83, 5.83); Calibrated: 5/27/2009
- Sensor-Surface: 4mm (Mechanical Surface Detection)
- Electronics: DAE4 Sn856; Calibrated: 5/26/2009
- Phantom: SAM1; Type: SAM;
- Measurement SW: DASY5, V5.0 Build 125; SEMCAD X Version 13.4 Build 125

LE Tilt/Area Scan (61x121x1): Measurement grid: $dx=15\text{mm}$, $dy=15\text{mm}$

Maximum value of SAR (interpolated) = 0.285 mW/g

LE Tilt/Zoom Scan (7x7x7) (5x5x7)/Cube 0: Measurement grid: $dx=8\text{mm}$, $dy=8\text{mm}$, $dz=5\text{mm}$

Reference Value = 16.5 V/m; Power Drift = -0.066 dB


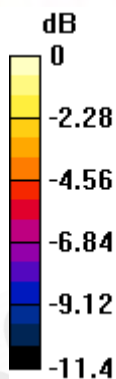
Peak SAR (extrapolated) = 0.424 W/kg

SAR(1 g) = 0.242 mW/g; SAR(10 g) = 0.164 mW/g

Maximum value of SAR (measured) = 0.297 mW/g

Unless otherwise stated the results shown in this test report refer only to the sample(s) tested and such sample(s) are retained for 90 days only. This test report cannot be reproduced, except in full, without prior written permission of the Company. 除非另有說明，此報告結果僅對測試之樣品負責，同時此樣品僅保留90天。本報告未經本公司書面許可，不可部份複製。

This document is issued by the Company subject to its General Conditions of Service (www.sgs.com/terms_and_conditions.htm) and Terms and Conditions for Electronic Documents (www.sgs.com/terms_e-document.htm). Attention is drawn to the limitations of liability, indemnification and jurisdictional issues established therein. Even if printed this electronic document is to be treated as an original within the meaning of UCP 600 article 20b. The authenticity of this document may be verified at www.sgsonsite.com/authentication. Any holder of this document is advised that information contained hereon reflects the Company's findings at the time of its intervention only and within the limits of client's instructions, if any. The Company's sole responsibility is to its Client and this document does not exonerate parties to a transaction from exercising all their rights and obligations under the transaction documents.



0 dB = 0.297mW/g

Date/Time: 11/02/2009 14:35:00

LE Tilt_CH190

DUT: HT680;

Communication System: GSM 850; Frequency: 836.6 MHz; Duty Cycle: 1:8.3
 Medium: HEAD900 Medium parameters used (extrapolated): $f = 836.6 \text{ MHz}$; $\sigma = 0.906 \text{ mho/m}$; $\epsilon_r = 42.2$; $\rho = 1000 \text{ kg/m}^3$
 Phantom section: Left Section

DASY5 Configuration:

- Probe: ES3DV3 - SN3172; ConvF(5.83, 5.83, 5.83); Calibrated: 5/27/2009
- Sensor-Surface: 4mm (Mechanical Surface Detection)
- Electronics: DAE4 Sn856; Calibrated: 5/26/2009
- Phantom: SAM1; Type: SAM;
- Measurement SW: DASY5, V5.0 Build 125; SEMCAD X Version 13.4 Build 125

LE Tilt/Area Scan (61x121x1): Measurement grid: $dx=15\text{mm}$, $dy=15\text{mm}$

Maximum value of SAR (interpolated) = 0.484 mW/g

LE Tilt/Zoom Scan (7x7x7) (5x5x7)/Cube 0: Measurement grid: $dx=8\text{mm}$, $dy=8\text{mm}$, $dz=5\text{mm}$

Reference Value = 16.6 V/m; Power Drift = -0.138 dB


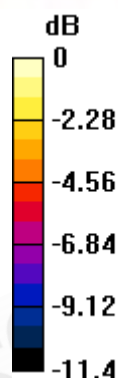
Peak SAR (extrapolated) = 0.391 W/kg

SAR(1 g) = 0.260 mW/g; SAR(10 g) = 0.170 mW/g

Maximum value of SAR (measured) = 0.277 mW/g

Unless otherwise stated the results shown in this test report refer only to the sample(s) tested and such sample(s) are retained for 90 days only. This test report cannot be reproduced, except in full, without prior written permission of the Company. 除非另有說明，此報告結果僅對測試之樣品負責，同時此樣品僅保留90天。本報告未經本公司書面許可，不可部份複製。

This document is issued by the Company subject to its General Conditions of Service (www.sgs.com/terms_and_conditions.htm) and Terms and Conditions for Electronic Documents (www.sgs.com/terms_e-document.htm). Attention is drawn to the limitations of liability, indemnification and jurisdictional issues established therein. Even if printed this electronic document is to be treated as an original within the meaning of UCP 600 article 20b. The authenticity of this document may be verified at www.sgsonsite.com/authentication. Any holder of this document is advised that information contained hereon reflects the Company's findings at the time of its intervention only and within the limits of client's instructions, if any. The Company's sole responsibility is to its Client and this document does not exonerate parties to a transaction from exercising all their rights and obligations under the transaction documents.



0 dB = 0.277mW/g

Date/Time: 11/02/2009 15:01:17

LE Tilt_CH251

DUT: HT680;

Communication System: GSM 850; Frequency: 848.8 MHz; Duty Cycle: 1:8.3
 Medium: HEAD900 Medium parameters used (extrapolated): $f = 848.8 \text{ MHz}$; $\sigma = 0.919$
 mho/m ; $\epsilon_r = 42.1$; $\rho = 1000 \text{ kg/m}^3$
 Phantom section: Left Section

DASY5 Configuration:

- Probe: ES3DV3 - SN3172; ConvF(5.83, 5.83, 5.83); Calibrated: 5/27/2009
- Sensor-Surface: 4mm (Mechanical Surface Detection)
- Electronics: DAE4 Sn856; Calibrated: 5/26/2009
- Phantom: SAM1; Type: SAM;
- Measurement SW: DASY5, V5.0 Build 125; SEMCAD X Version 13.4 Build 125

LE Tilt/Area Scan (61x121x1): Measurement grid: $dx=15\text{mm}$, $dy=15\text{mm}$

Maximum value of SAR (interpolated) = 0.242 mW/g

LE Tilt/Zoom Scan (7x7x7) (5x5x7)/Cube 0: Measurement grid: $dx=8\text{mm}$, $dy=8\text{mm}$, $dz=5\text{mm}$

Reference Value = 14.7 V/m; Power Drift = 0.042 dB


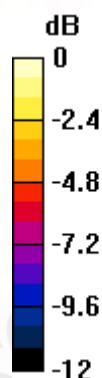
Peak SAR (extrapolated) = 0.309 W/kg

SAR(1 g) = 0.205 mW/g; SAR(10 g) = 0.134 mW/g

Maximum value of SAR (measured) = 0.229 mW/g

Unless otherwise stated the results shown in this test report refer only to the sample(s) tested and such sample(s) are retained for 90 days only. This test report cannot be reproduced, except in full, without prior written permission of the Company. 除非另有說明，此報告結果僅對測試之樣品負責，同時此樣品僅保留90天。本報告未經本公司書面許可，不可部份複製。

This document is issued by the Company subject to its General Conditions of Service (www.sgs.com/terms_and_conditions.htm) and Terms and Conditions for Electronic Documents (www.sgs.com/terms_e-document.htm). Attention is drawn to the limitations of liability, indemnification and jurisdictional issues established therein. Even if printed this electronic document is to be treated as an original within the meaning of UCP 600 article 20b. The authenticity of this document may be verified at www.sgsonsite.com/authentication. Any holder of this document is advised that information contained hereon reflects the Company's findings at the time of its intervention only and within the limits of client's instructions, if any. The Company's sole responsibility is to its Client and this document does not exonerate parties to a transaction from exercising all their rights and obligations under the transaction documents.



0 dB = 0.229mW/g

Date/Time: 11/02/2009 22:55:09

BODY_CH128

DUT: HT680;

Communication System: GSM 850; Frequency: 824.2 MHz; Duty Cycle: 1:2
 Medium: BODY900 Medium parameters used (interpolated): $f = 824.2 \text{ MHz}$; $\sigma = 0.975 \text{ mho/m}$; $\epsilon_r = 52.8$; $\rho = 1000 \text{ kg/m}^3$
 Phantom section: Flat Section

DASY5 Configuration:

- Probe: ES3DV3 - SN3172; ConvF(5.81, 5.81, 5.81); Calibrated: 5/27/2009
- Sensor-Surface: 4mm (Mechanical Surface Detection)
- Electronics: DAE4 Sn856; Calibrated: 5/26/2009
- Phantom: SAM1; Type: SAM;
- Measurement SW: DASY5, V5.0 Build 125; SEMCAD X Version 13.4 Build 125

BODY/Area Scan (61x131x1): Measurement grid: $dx=15\text{mm}$, $dy=15\text{mm}$

Maximum value of SAR (interpolated) = 0.330 mW/g

BODY/Zoom Scan (7x7x7) (5x5x7)/Cube 0: Measurement grid: $dx=8\text{mm}$, $dy=8\text{mm}$, $dz=5\text{mm}$

Reference Value = 13.5 V/m; Power Drift = 0.075 dB

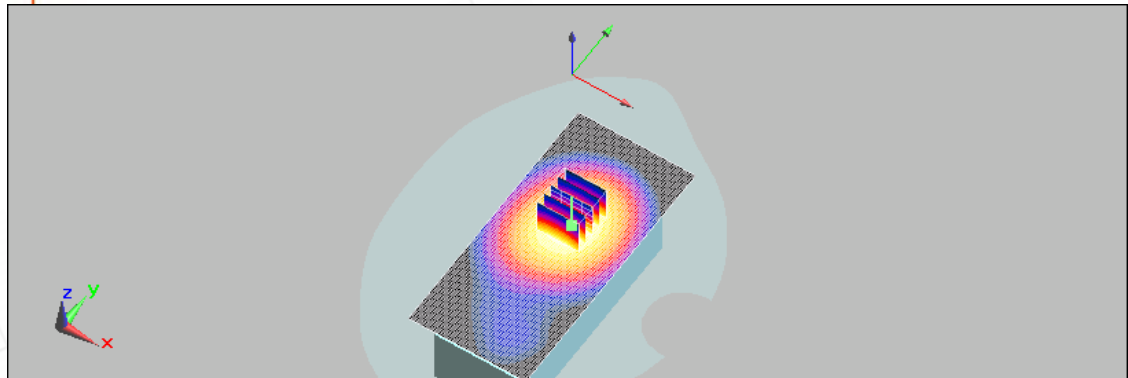
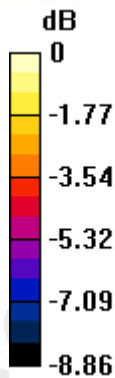
Peak SAR (extrapolated) = 0.411 W/kg

SAR(1 g) = 0.312 mW/g; SAR(10 g) = 0.227 mW/g

Maximum value of SAR (measured) = 0.328 mW/g

Unless otherwise stated the results shown in this test report refer only to the sample(s) tested and such sample(s) are retained for 90 days only. This test report cannot be reproduced, except in full, without prior written permission of the Company. 除非另有說明，此報告結果僅對測試之樣品負責，同時此樣品僅保留90天。本報告未經本公司書面許可，不可部份複製。

This document is issued by the Company subject to its General Conditions of Service (www.sgs.com/terms_and_conditions.htm) and Terms and Conditions for Electronic Documents (www.sgs.com/terms_e-document.htm). Attention is drawn to the limitations of liability, indemnification and jurisdictional issues established therein. Even if printed this electronic document is to be treated as an original within the meaning of UCP 600 article 20b. The authenticity of this document may be verified at www.sgsonsite.com/authentication. Any holder of this document is advised that information contained hereon reflects the Company's findings at the time of its intervention only and within the limits of client's instructions, if any. The Company's sole responsibility is to its Client and this document does not exonerate parties to a transaction from exercising all their rights and obligations under the transaction documents.



0 dB = 0.328mW/g

Date/Time: 11/02/2009 23:23:49

BODY_CH190

DUT: HT680;

Communication System: GSM 850; Frequency: 836.6 MHz; Duty Cycle: 1:2

Medium: BODY900 Medium parameters used: $f = 837 \text{ MHz}$; $\sigma = 0.979 \text{ mho/m}$; $\epsilon_r = 52.5$; $\rho = 1000 \text{ kg/m}^3$

Phantom section: Flat Section

DASY5 Configuration:

- Probe: ES3DV3 - SN3172; ConvF(5.81, 5.81, 5.81); Calibrated: 5/27/2009
- Sensor-Surface: 4mm (Mechanical Surface Detection)
- Electronics: DAE4 Sn856; Calibrated: 5/26/2009
- Phantom: SAM1; Type: SAM;
- Measurement SW: DASY5, V5.0 Build 125; SEMCAD X Version 13.4 Build 125

BODY/Area Scan (61x131x1): Measurement grid: $dx=15\text{mm}$, $dy=15\text{mm}$

Maximum value of SAR (interpolated) = 0.405 mW/g

BODY/Zoom Scan (7x7x7) (5x5x7)/Cube 0: Measurement grid: $dx=8\text{mm}$, $dy=8\text{mm}$, $dz=5\text{mm}$

Reference Value = 17.4 V/m; Power Drift = -0.059 dB

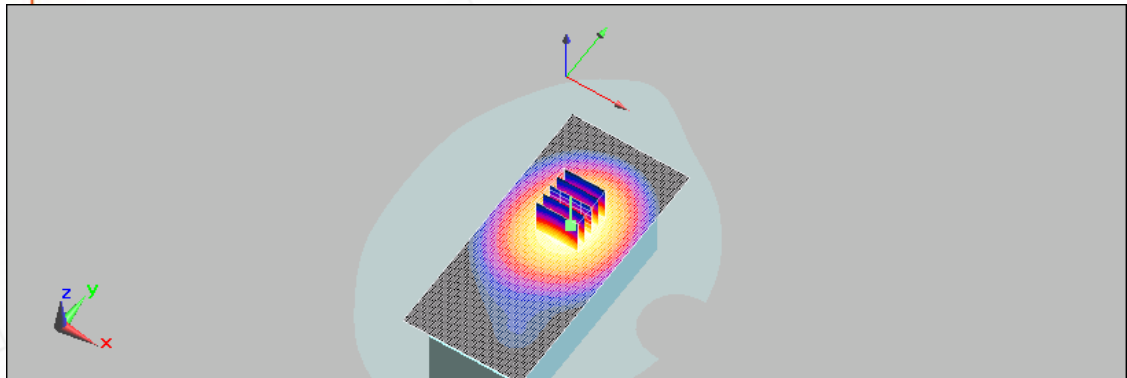
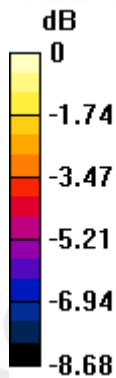
Peak SAR (extrapolated) = 0.490 W/kg

SAR(1 g) = 0.376 mW/g; SAR(10 g) = 0.275 mW/g

Maximum value of SAR (measured) = 0.396 mW/g

Unless otherwise stated the results shown in this test report refer only to the sample(s) tested and such sample(s) are retained for 90 days only. This test report cannot be reproduced, except in full, without prior written permission of the Company. 除非另有說明，此報告結果僅對測試之樣品負責，同時此樣品僅保留90天。本報告未經本公司書面許可，不可部份複製。

This document is issued by the Company subject to its General Conditions of Service (www.sgs.com/terms_and_conditions.htm) and Terms and Conditions for Electronic Documents (www.sgs.com/terms_e-document.htm). Attention is drawn to the limitations of liability, indemnification and jurisdictional issues established therein. Even if printed this electronic document is to be treated as an original within the meaning of UCP 600 article 20b. The authenticity of this document may be verified at www.sgsonsite.com/authentication. Any holder of this document is advised that information contained hereon reflects the Company's findings at the time of its intervention only and within the limits of client's instructions, if any. The Company's sole responsibility is to its Client and this document does not exonerate parties to a transaction from exercising all their rights and obligations under the transaction documents.



0 dB = 0.396mW/g

Date/Time: 11/02/2009 23:49:55

BODY_CH251

DUT: HT680;

Communication System: GSM 850; Frequency: 848.8 MHz; Duty Cycle: 1:2

Medium: BODY900 Medium parameters used: $f = 849 \text{ MHz}$; $\sigma = 0.982 \text{ mho/m}$; $\epsilon_r = 52.5$; $\rho = 1000 \text{ kg/m}^3$

Phantom section: Flat Section

DASY5 Configuration:

- Probe: ES3DV3 - SN3172; ConvF(5.81, 5.81, 5.81); Calibrated: 5/27/2009
- Sensor-Surface: 4mm (Mechanical Surface Detection)
- Electronics: DAE4 Sn856; Calibrated: 5/26/2009
- Phantom: SAM1; Type: SAM;
- Measurement SW: DASY5, V5.0 Build 125; SEMCAD X Version 13.4 Build 125

BODY/Area Scan (61x131x1): Measurement grid: $dx=15\text{mm}$, $dy=15\text{mm}$

Maximum value of SAR (interpolated) = 0.339 mW/g

BODY/Zoom Scan (7x7x7) (5x5x7)/Cube 0: Measurement grid: $dx=8\text{mm}$, $dy=8\text{mm}$, $dz=5\text{mm}$

Reference Value = 15.6 V/m; Power Drift = -0.041 dB

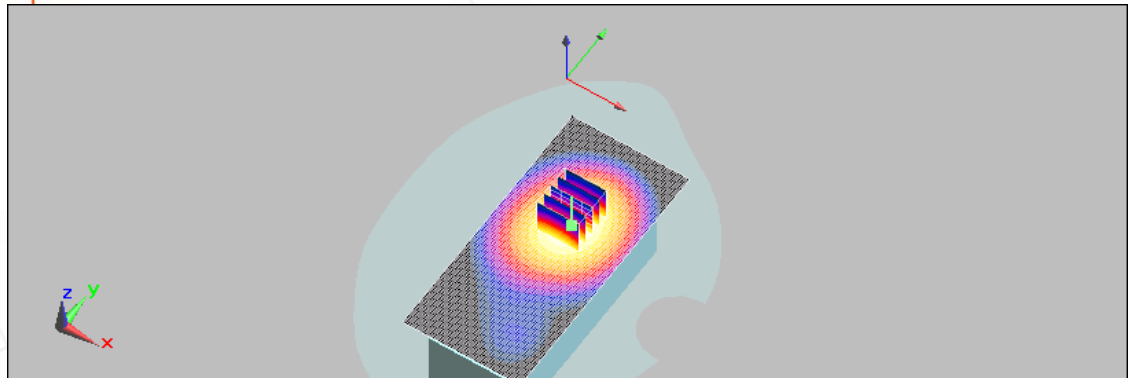
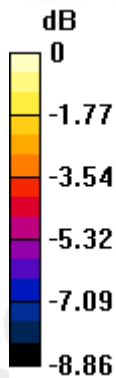
Peak SAR (extrapolated) = 0.412 W/kg

SAR(1 g) = 0.315 mW/g; SAR(10 g) = 0.229 mW/g

Maximum value of SAR (measured) = 0.332 mW/g

Unless otherwise stated the results shown in this test report refer only to the sample(s) tested and such sample(s) are retained for 90 days only. This test report cannot be reproduced, except in full, without prior written permission of the Company. 除非另有說明，此報告結果僅對測試之樣品負責，同時此樣品僅保留90天。本報告未經本公司書面許可，不可部份複製。

This document is issued by the Company subject to its General Conditions of Service (www.sgs.com/terms_and_conditions.htm) and Terms and Conditions for Electronic Documents (www.sgs.com/terms_e-document.htm). Attention is drawn to the limitations of liability, indemnification and jurisdictional issues established therein. Even if printed this electronic document is to be treated as an original within the meaning of UCP 600 article 20b. The authenticity of this document may be verified at www.sgsonsite.com/authentication. Any holder of this document is advised that information contained hereon reflects the Company's findings at the time of its intervention only and within the limits of client's instructions, if any. The Company's sole responsibility is to its Client and this document does not exonerate parties to a transaction from exercising all their rights and obligations under the transaction documents.



0 dB = 0.332mW/g

Date/Time: 11/03/2009 01:41:35

BODY_CH190_repeated for EUT front to phantom

DUT: HT680;

Communication System: GSM 850; Frequency: 836.6 MHz; Duty Cycle: 1:2

Medium: BODY900 Medium parameters used: $f = 837 \text{ MHz}$; $\sigma = 0.979 \text{ mho/m}$; $\epsilon_r = 52.5$; $\rho = 1000 \text{ kg/m}^3$

Phantom section: Flat Section

DASY5 Configuration:

- Probe: ES3DV3 - SN3172; ConvF(5.81, 5.81, 5.81); Calibrated: 5/27/2009
- Sensor-Surface: 4mm (Mechanical Surface Detection)
- Electronics: DAE4 Sn856; Calibrated: 5/26/2009
- Phantom: SAM1; Type: SAM;
- Measurement SW: DASY5, V5.0 Build 125; SEMCAD X Version 13.4 Build 125

BODY/Area Scan (61x131x1): Measurement grid: $dx=15\text{mm}$, $dy=15\text{mm}$

Maximum value of SAR (interpolated) = 0.241 mW/g

BODY/Zoom Scan (7x7x7) (5x5x7)/Cube 0: Measurement grid: $dx=8\text{mm}$, $dy=8\text{mm}$, $dz=5\text{mm}$

Reference Value = 13.2 V/m; Power Drift = -0.167 dB

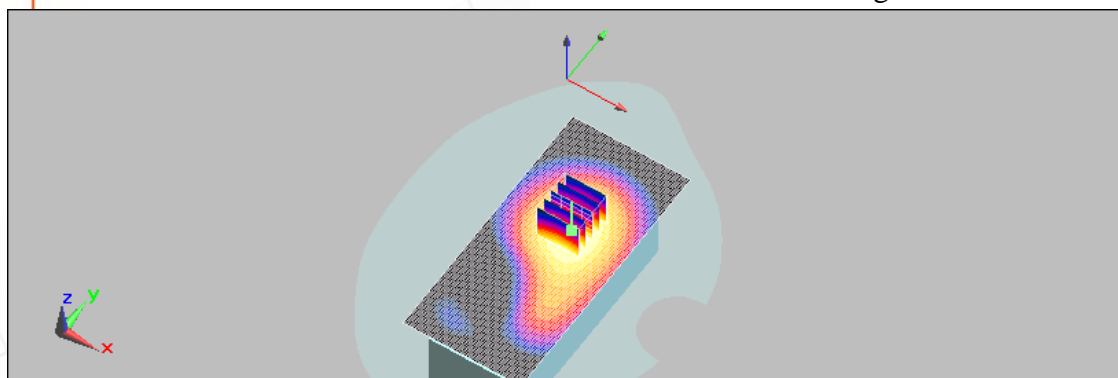
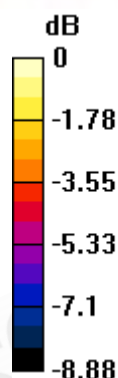
Peak SAR (extrapolated) = 0.305 W/kg

SAR(1 g) = 0.230 mW/g; SAR(10 g) = 0.167 mW/g

Maximum value of SAR (measured) = 0.243 mW/g

Unless otherwise stated the results shown in this test report refer only to the sample(s) tested and such sample(s) are retained for 90 days only. This test report cannot be reproduced, except in full, without prior written permission of the Company. 除非另有說明，此報告結果僅對測試之樣品負責，同時此樣品僅保留90天。本報告未經本公司書面許可，不可部份複製。

This document is issued by the Company subject to its General Conditions of Service (www.sgs.com/terms_and_conditions.htm) and Terms and Conditions for Electronic Documents (www.sgs.com/terms_e-document.htm). Attention is drawn to the limitations of liability, indemnification and jurisdictional issues established therein. Even if printed this electronic document is to be treated as an original within the meaning of UCP 600 article 20b. The authenticity of this document may be verified at www.sgsonsite.com/authentication. Any holder of this document is advised that information contained hereon reflects the Company's findings at the time of its intervention only and within the limits of client's instructions, if any. The Company's sole responsibility is to its Client and this document does not exonerate parties to a transaction from exercising all their rights and obligations under the transaction documents.



0 dB = 0.243mW/g

Date/Time: 11/03/2009 02:08:56

BODY_CH190_repeated with Memory card

DUT: HT680;

Communication System: GSM 850; Frequency: 836.6 MHz; Duty Cycle: 1:2

Medium: BODY900 Medium parameters used: $f = 837 \text{ MHz}$; $\sigma = 0.979 \text{ mho/m}$; $\epsilon_r = 52.5$; $\rho = 1000 \text{ kg/m}^3$

Phantom section: Flat Section

DASY5 Configuration:

- Probe: ES3DV3 - SN3172; ConvF(5.81, 5.81, 5.81); Calibrated: 5/27/2009
- Sensor-Surface: 4mm (Mechanical Surface Detection)
- Electronics: DAE4 Sn856; Calibrated: 5/26/2009
- Phantom: SAM1; Type: SAM;
- Measurement SW: DASY5, V5.0 Build 125; SEMCAD X Version 13.4 Build 125

BODY/Area Scan (61x131x1): Measurement grid: $dx=15\text{mm}$, $dy=15\text{mm}$

Maximum value of SAR (interpolated) = 0.445 mW/g

BODY/Zoom Scan (7x7x7) (5x5x7)/Cube 0: Measurement grid: $dx=8\text{mm}$, $dy=8\text{mm}$, $dz=5\text{mm}$

Reference Value = 19.7 V/m; Power Drift = -0.029 dB

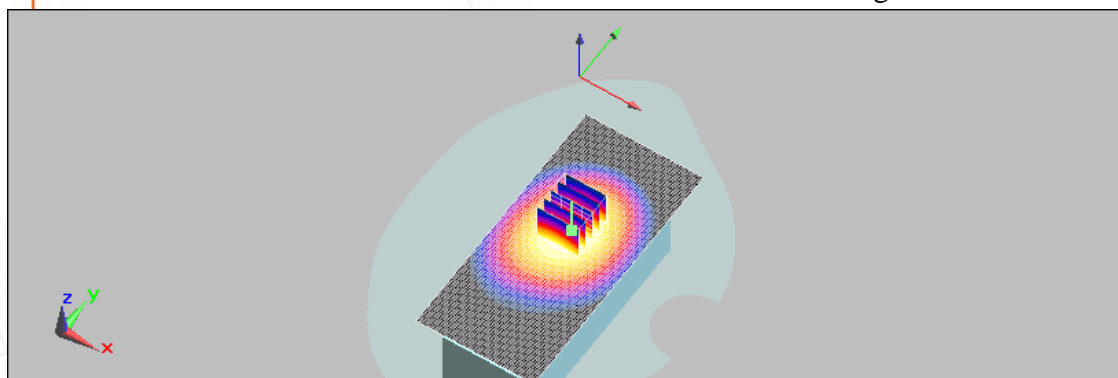
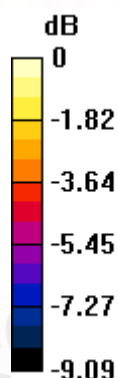
Peak SAR (extrapolated) = 0.542 W/kg

SAR(1 g) = 0.411 mW/g; SAR(10 g) = 0.298 mW/g

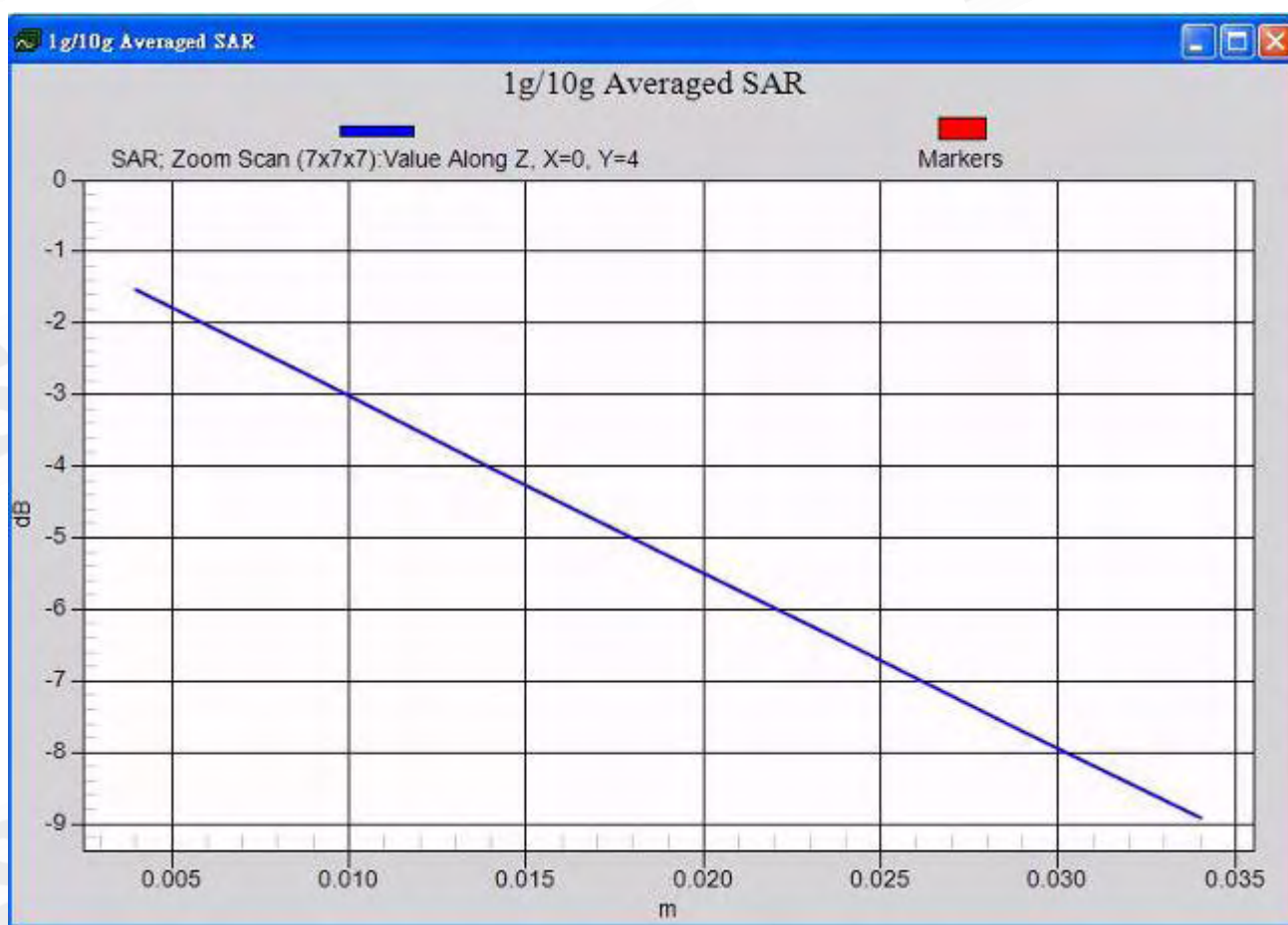
Maximum value of SAR (measured) = 0.436 mW/g

Unless otherwise stated the results shown in this test report refer only to the sample(s) tested and such sample(s) are retained for 90 days only. This test report cannot be reproduced, except in full, without prior written permission of the Company. 除非另有說明，此報告結果僅對測試之樣品負責，同時此樣品僅保留90天。本報告未經本公司書面許可，不可部份複製。

This document is issued by the Company subject to its General Conditions of Service (www.sgs.com/terms_and_conditions.htm) and Terms and Conditions for Electronic Documents (www.sgs.com/terms_e-document.htm). Attention is drawn to the limitations of liability, indemnification and jurisdictional issues established therein. Even if printed this electronic document is to be treated as an original within the meaning of UCP 600 article 20b. The authenticity of this document may be verified at www.sgsonsite.com/authentication. Any holder of this document is advised that information contained hereon reflects the Company's findings at the time of its intervention only and within the limits of client's instructions, if any. The Company's sole responsibility is to its Client and this document does not exonerate parties to a transaction from exercising all their rights and obligations under the transaction documents.



0 dB = 0.436mW/g



Unless otherwise stated the results shown in this test report refer only to the sample(s) tested and such sample(s) are retained for 90 days only. This test report cannot be reproduced, except in full, without prior written permission of the Company. 除非另有說明，此報告結果僅對測試之樣品負責，同時此樣品僅保留90天。本報告未經本公司書面許可，不可部份複製。

This document is issued by the Company subject to its General Conditions of Service (www.sgs.com/terms_and_conditions.htm) and Terms and Conditions for Electronic Documents (www.sgs.com/terms_e-document.htm). Attention is drawn to the limitations of liability, indemnification and jurisdictional issues established therein. Even if printed this electronic document is to be treated as an original within the meaning of UCP 600 article 20b. The authenticity of this document may be verified at www.sgsonsite.com/authentication. Any holder of this document is advised that information contained hereon reflects the Company's findings at the time of its intervention only and within the limits of client's instructions, if any. The Company's sole responsibility is to its Client and this document does not exonerate parties to a transaction from exercising all their rights and obligations under the transaction documents.

Date/Time: 11/03/2009 00:18:18

BODY_CH128_repeated with EGPRS mode**DUT: HT680;**

Communication System: GSM 850; Frequency: 824.2 MHz; Duty Cycle: 1:2
Medium: BODY900 Medium parameters used (interpolated): $f = 824.2 \text{ MHz}$; $\sigma = 0.975 \text{ mho/m}$; $\epsilon_r = 52.8$; $\rho = 1000 \text{ kg/m}^3$
Phantom section: Flat Section

DASY5 Configuration:

- Probe: ES3DV3 - SN3172; ConvF(5.81, 5.81, 5.81); Calibrated: 5/27/2009
- Sensor-Surface: 4mm (Mechanical Surface Detection)
- Electronics: DAE4 Sn856; Calibrated: 5/26/2009
- Phantom: SAM1; Type: SAM;
- Measurement SW: DASY5, V5.0 Build 125; SEMCAD X Version 13.4 Build 125

BODY/Area Scan (61x131x1): Measurement grid: $dx=15\text{mm}$, $dy=15\text{mm}$

Maximum value of SAR (interpolated) = 0.123 mW/g

BODY/Zoom Scan (7x7x7) (5x5x7)/Cube 0: Measurement grid: $dx=8\text{mm}$, $dy=8\text{mm}$, $dz=5\text{mm}$

Reference Value = 9.97 V/m; Power Drift = 0.123 dB

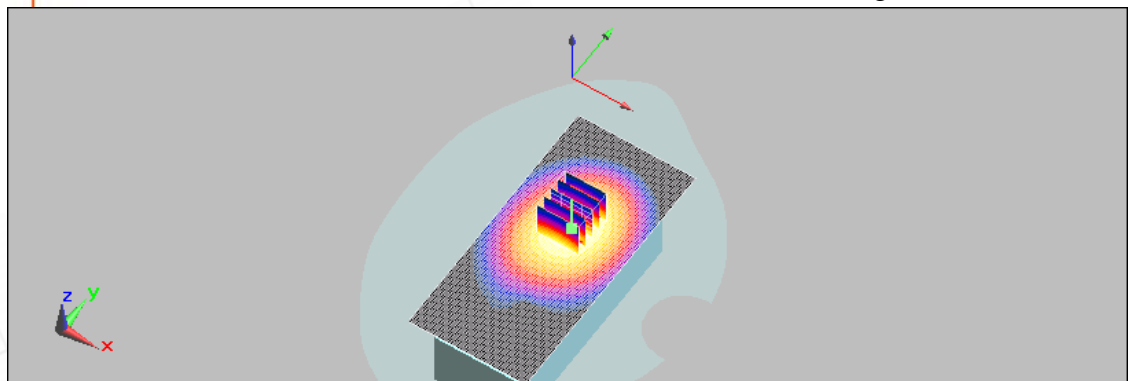
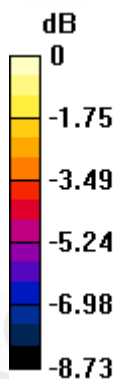
Peak SAR (extrapolated) = 0.154 W/kg

SAR(1 g) = 0.115 mW/g; SAR(10 g) = 0.081 mW/g

Maximum value of SAR (measured) = 0.123 mW/g

Unless otherwise stated the results shown in this test report refer only to the sample(s) tested and such sample(s) are retained for 90 days only. This test report cannot be reproduced, except in full, without prior written permission of the Company. 除非另有說明，此報告結果僅對測試之樣品負責，同時此樣品僅保留90天。本報告未經本公司書面許可，不可部份複製。

This document is issued by the Company subject to its General Conditions of Service (www.sgs.com/terms_and_conditions.htm) and Terms and Conditions for Electronic Documents (www.sgs.com/terms_e-document.htm). Attention is drawn to the limitations of liability, indemnification and jurisdictional issues established therein. Even if printed this electronic document is to be treated as an original within the meaning of UCP 600 article 20b. The authenticity of this document may be verified at www.sgsonsite.com/authentication. Any holder of this document is advised that information contained hereon reflects the Company's findings at the time of its intervention only and within the limits of client's instructions, if any. The Company's sole responsibility is to its Client and this document does not exonerate parties to a transaction from exercising all their rights and obligations under the transaction documents.



0 dB = 0.123mW/g

Date/Time: 11/03/2009 00:44:50

BODY_CH190_repeated with EGPRS mode

DUT: HT680;

Communication System: GSM 850; Frequency: 836.6 MHz; Duty Cycle: 1:2

Medium: BODY900 Medium parameters used: $f = 837 \text{ MHz}$; $\sigma = 0.979 \text{ mho/m}$; $\epsilon_r = 52.5$; $\rho = 1000 \text{ kg/m}^3$

Phantom section: Flat Section

DASY5 Configuration:

- Probe: ES3DV3 - SN3172; ConvF(5.81, 5.81, 5.81); Calibrated: 5/27/2009
- Sensor-Surface: 4mm (Mechanical Surface Detection)
- Electronics: DAE4 Sn856; Calibrated: 5/26/2009
- Phantom: SAM1; Type: SAM;
- Measurement SW: DASY5, V5.0 Build 125; SEMCAD X Version 13.4 Build 125

BODY/Area Scan (61x131x1): Measurement grid: $dx=15\text{mm}$, $dy=15\text{mm}$

Maximum value of SAR (interpolated) = 0.120 mW/g

BODY/Zoom Scan (7x7x7) (5x5x7)/Cube 0: Measurement grid: $dx=8\text{mm}$, $dy=8\text{mm}$, $dz=5\text{mm}$

Reference Value = 9.74 V/m; Power Drift = 0.094 dB

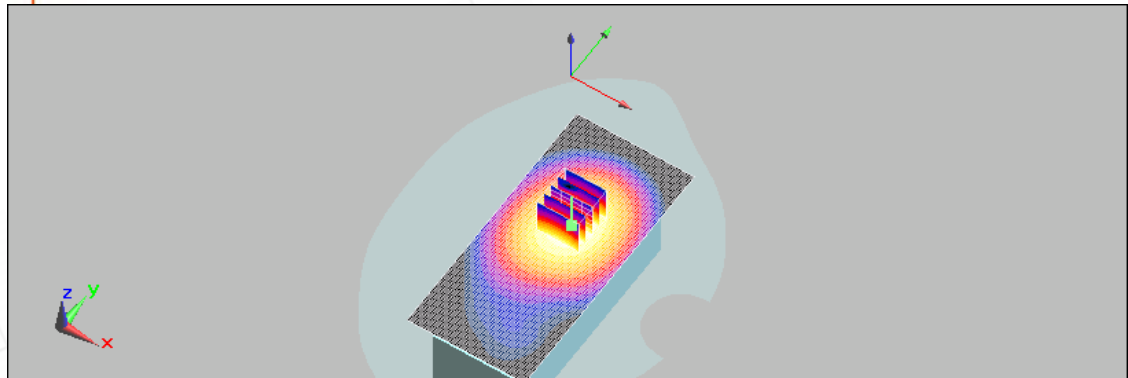
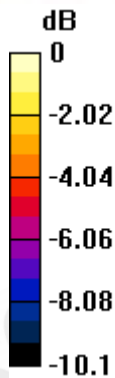
Peak SAR (extrapolated) = 0.149 W/kg

SAR(1 g) = 0.114 mW/g; SAR(10 g) = 0.083 mW/g

Maximum value of SAR (measured) = 0.120 mW/g

Unless otherwise stated the results shown in this test report refer only to the sample(s) tested and such sample(s) are retained for 90 days only. This test report cannot be reproduced, except in full, without prior written permission of the Company. 除非另有說明，此報告結果僅對測試之樣品負責，同時此樣品僅保留90天。本報告未經本公司書面許可，不可部份複製。

This document is issued by the Company subject to its General Conditions of Service (www.sgs.com/terms_and_conditions.htm) and Terms and Conditions for Electronic Documents (www.sgs.com/terms_e-document.htm). Attention is drawn to the limitations of liability, indemnification and jurisdictional issues established therein. Even if printed this electronic document is to be treated as an original within the meaning of UCP 600 article 20b. The authenticity of this document may be verified at www.sgsonsite.com/authentication. Any holder of this document is advised that information contained hereon reflects the Company's findings at the time of its intervention only and within the limits of client's instructions, if any. The Company's sole responsibility is to its Client and this document does not exonerate parties to a transaction from exercising all their rights and obligations under the transaction documents.



0 dB = 0.120mW/g

Date/Time: 11/03/2009 01:12:24

BODY_CH251_repeated with EGPRS mode

DUT: HT680;

Communication System: GSM 850; Frequency: 848.8 MHz; Duty Cycle: 1:2

Medium: BODY900 Medium parameters used: $f = 849 \text{ MHz}$; $\sigma = 0.982 \text{ mho/m}$; $\epsilon_r = 52.5$; $\rho = 1000 \text{ kg/m}^3$

Phantom section: Flat Section

DASY5 Configuration:

- Probe: ES3DV3 - SN3172; ConvF(5.81, 5.81, 5.81); Calibrated: 5/27/2009
- Sensor-Surface: 4mm (Mechanical Surface Detection)
- Electronics: DAE4 Sn856; Calibrated: 5/26/2009
- Phantom: SAM1; Type: SAM;
- Measurement SW: DASY5, V5.0 Build 125; SEMCAD X Version 13.4 Build 125

BODY/Area Scan (61x131x1): Measurement grid: $dx=15\text{mm}$, $dy=15\text{mm}$

Maximum value of SAR (interpolated) = 0.106 mW/g

BODY/Zoom Scan (7x7x7) (5x5x7)/Cube 0: Measurement grid: $dx=8\text{mm}$, $dy=8\text{mm}$, $dz=5\text{mm}$

Reference Value = 8.97 V/m; Power Drift = 0.057 dB

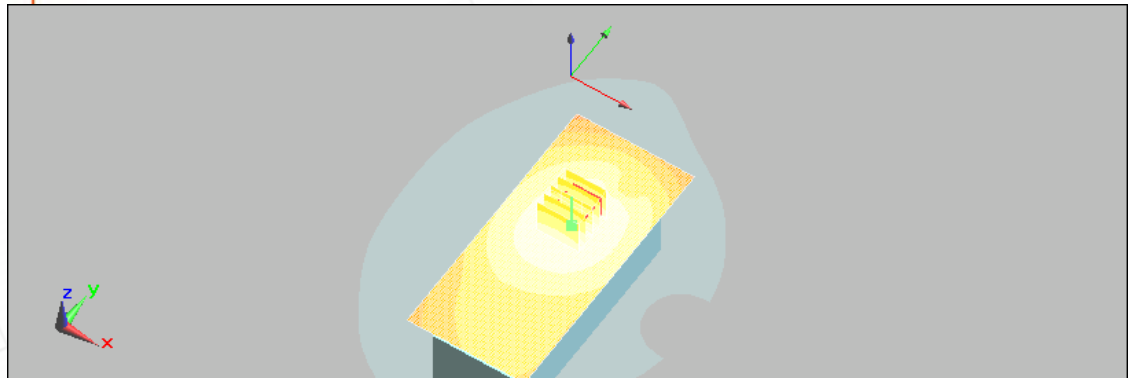
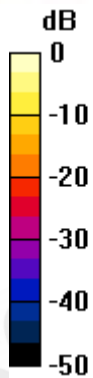
Peak SAR (extrapolated) = 0.122 W/kg

SAR(1 g) = 0.096 mW/g; SAR(10 g) = 0.068 mW/g

Maximum value of SAR (measured) = 0.104 mW/g

Unless otherwise stated the results shown in this test report refer only to the sample(s) tested and such sample(s) are retained for 90 days only. This test report cannot be reproduced, except in full, without prior written permission of the Company. 除非另有說明，此報告結果僅對測試之樣品負責，同時此樣品僅保留90天。本報告未經本公司書面許可，不可部份複製。

This document is issued by the Company subject to its General Conditions of Service (www.sgs.com/terms_and_conditions.htm) and Terms and Conditions for Electronic Documents (www.sgs.com/terms_e-document.htm). Attention is drawn to the limitations of liability, indemnification and jurisdictional issues established therein. Even if printed this electronic document is to be treated as an original within the meaning of UCP 600 article 20b. The authenticity of this document may be verified at www.sgsonsite.com/authentication. Any holder of this document is advised that information contained hereon reflects the Company's findings at the time of its intervention only and within the limits of client's instructions, if any. The Company's sole responsibility is to its Client and this document does not exonerate parties to a transaction from exercising all their rights and obligations under the transaction documents.



0 dB = 0.104mW/g

Date/Time: 11/02/2009 01:33:35

RE Cheek_CH512

DUT: HT680;

Communication System: GSM 1900; Frequency: 1850.2 MHz; Duty Cycle: 1:8.3
 Medium: HEAD1900 Medium parameters used (interpolated): $f = 1850.2 \text{ MHz}$; $\sigma = 1.47 \text{ mho/m}$; $\epsilon_r = 38.8$; $\rho = 1000 \text{ kg/m}^3$
 Phantom section: Right Section

DASY5 Configuration:

- Probe: ES3DV3 - SN3172; ConvF(4.86, 4.86, 4.86); Calibrated: 5/27/2009
- Sensor-Surface: 4mm (Mechanical Surface Detection)
- Electronics: DAE4 Sn856; Calibrated: 5/26/2009
- Phantom: SAM1; Type: SAM;
- Measurement SW: DASY5, V5.0 Build 125; SEMCAD X Version 13.4 Build 125

RE Cheek/Area Scan (61x121x1): Measurement grid: $dx=15\text{mm}$, $dy=15\text{mm}$
 Maximum value of SAR (interpolated) = 0.463 mW/g

RE Cheek/Zoom Scan (7x7x7) (5x5x7)/Cube 0: Measurement grid: $dx=8\text{mm}$, $dy=8\text{mm}$, $dz=5\text{mm}$

Reference Value = 14.6 V/m; Power Drift = -0.166 dB


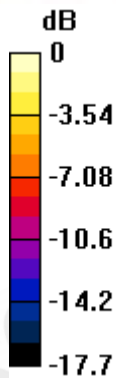
Peak SAR (extrapolated) = 0.674 W/kg

SAR(1 g) = 0.405 mW/g; SAR(10 g) = 0.239 mW/g

Maximum value of SAR (measured) = 0.446 mW/g

Unless otherwise stated the results shown in this test report refer only to the sample(s) tested and such sample(s) are retained for 90 days only. This test report cannot be reproduced, except in full, without prior written permission of the Company. 除非另有說明，此報告結果僅對測試之樣品負責，同時此樣品僅保留90天。本報告未經本公司書面許可，不可部份複製。

This document is issued by the Company subject to its General Conditions of Service (www.sgs.com/terms_and_conditions.htm) and Terms and Conditions for Electronic Documents (www.sgs.com/terms_e-document.htm). Attention is drawn to the limitations of liability, indemnification and jurisdictional issues established therein. Even if printed this electronic document is to be treated as an original within the meaning of UCP 600 article 20b. The authenticity of this document may be verified at www.sgsonsite.com/authentication. Any holder of this document is advised that information contained hereon reflects the Company's findings at the time of its intervention only and within the limits of client's instructions, if any. The Company's sole responsibility is to its Client and this document does not exonerate parties to a transaction from exercising all their rights and obligations under the transaction documents.



0 dB = 0.446mW/g

Date/Time: 11/02/2009 02:01:15

RE Cheek_CH661

DUT: HT680;

Communication System: GSM 1900; Frequency: 1880 MHz; Duty Cycle: 1:8.3

Medium: HEAD1900 Medium parameters used: $f = 1880 \text{ MHz}$; $\sigma = 1.46 \text{ mho/m}$; $\epsilon_r = 38.8$; $\rho = 1000 \text{ kg/m}^3$

Phantom section: Right Section

DASY5 Configuration:

- Probe: ES3DV3 - SN3172; ConvF(4.86, 4.86, 4.86); Calibrated: 5/27/2009
- Sensor-Surface: 4mm (Mechanical Surface Detection)
- Electronics: DAE4 Sn856; Calibrated: 5/26/2009
- Phantom: SAM1; Type: SAM;
- Measurement SW: DASY5, V5.0 Build 125; SEMCAD X Version 13.4 Build 125

RE Cheek/Area Scan (61x121x1): Measurement grid: $dx=15\text{mm}$, $dy=15\text{mm}$

Maximum value of SAR (interpolated) = 0.373 mW/g

RE Cheek/Zoom Scan (7x7x7) (5x5x7)/Cube 0: Measurement grid: $dx=8\text{mm}$, $dy=8\text{mm}$, $dz=5\text{mm}$

Reference Value = 13.1 V/m; Power Drift = 0.011 dB


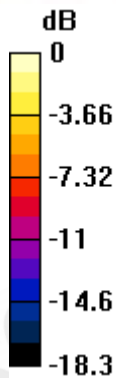
Peak SAR (extrapolated) = 0.592 W/kg

SAR(1 g) = 0.362 mW/g; SAR(10 g) = 0.209 mW/g

Maximum value of SAR (measured) = 0.390 mW/g

Unless otherwise stated the results shown in this test report refer only to the sample(s) tested and such sample(s) are retained for 90 days only. This test report cannot be reproduced, except in full, without prior written permission of the Company. 除非另有說明，此報告結果僅對測試之樣品負責，同時此樣品僅保留90天。本報告未經本公司書面許可，不可部份複製。

This document is issued by the Company subject to its General Conditions of Service (www.sgs.com/terms_and_conditions.htm) and Terms and Conditions for Electronic Documents (www.sgs.com/terms_e-document.htm). Attention is drawn to the limitations of liability, indemnification and jurisdictional issues established therein. Even if printed this electronic document is to be treated as an original within the meaning of UCP 600 article 20b. The authenticity of this document may be verified at www.sgsonsite.com/authentication. Any holder of this document is advised that information contained hereon reflects the Company's findings at the time of its intervention only and within the limits of client's instructions, if any. The Company's sole responsibility is to its Client and this document does not exonerate parties to a transaction from exercising all their rights and obligations under the transaction documents.



0 dB = 0.390mW/g

Date/Time: 11/02/2009 02:28:47

RE Cheek_CH810

DUT: HT680;

Communication System: GSM 1900; Frequency: 1909.8 MHz; Duty Cycle: 1:8.3
 Medium: HEAD1900 Medium parameters used: $f = 1910$ MHz; $\sigma = 1.47$ mho/m; $\epsilon_r = 38.7$; $\rho = 1000$ kg/m³
 Phantom section: Right Section

DASY5 Configuration:

- Probe: ES3DV3 - SN3172; ConvF(4.86, 4.86, 4.86); Calibrated: 5/27/2009
- Sensor-Surface: 4mm (Mechanical Surface Detection)
- Electronics: DAE4 Sn856; Calibrated: 5/26/2009
- Phantom: SAM1; Type: SAM;
- Measurement SW: DASY5, V5.0 Build 125; SEMCAD X Version 13.4 Build 125

RE Cheek/Area Scan (61x121x1): Measurement grid: dx=15mm, dy=15mm

Maximum value of SAR (interpolated) = 0.335 mW/g

RE Cheek/Zoom Scan (7x7x7) (5x5x7)/Cube 0: Measurement grid: dx=8mm, dy=8mm, dz=5mm

Reference Value = 12.4 V/m; Power Drift = 0.105 dB


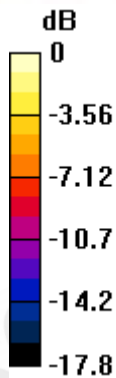
Peak SAR (extrapolated) = 0.516 W/kg

SAR(1 g) = 0.310 mW/g; SAR(10 g) = 0.180 mW/g

Maximum value of SAR (measured) = 0.343 mW/g

Unless otherwise stated the results shown in this test report refer only to the sample(s) tested and such sample(s) are retained for 90 days only. This test report cannot be reproduced, except in full, without prior written permission of the Company. 除非另有說明，此報告結果僅對測試之樣品負責，同時此樣品僅保留90天。本報告未經本公司書面許可，不可部份複製。

This document is issued by the Company subject to its General Conditions of Service (www.sgs.com/terms_and_conditions.htm) and Terms and Conditions for Electronic Documents (www.sgs.com/terms_e-document.htm). Attention is drawn to the limitations of liability, indemnification and jurisdictional issues established therein. Even if printed this electronic document is to be treated as an original within the meaning of UCP 600 article 20b. The authenticity of this document may be verified at www.sgsonsite.com/authentication. Any holder of this document is advised that information contained hereon reflects the Company's findings at the time of its intervention only and within the limits of client's instructions, if any. The Company's sole responsibility is to its Client and this document does not exonerate parties to a transaction from exercising all their rights and obligations under the transaction documents.



0 dB = 0.343mW/g

Date/Time: 11/02/2009 04:20:51

LE Cheek_CH512

DUT: HT680;

Communication System: GSM 1900; Frequency: 1850.2 MHz; Duty Cycle: 1:8.3
Medium: HEAD1900 Medium parameters used (interpolated): $f = 1850.2 \text{ MHz}$; $\sigma = 1.47 \text{ mho/m}$; $\epsilon_r = 38.8$; $\rho = 1000 \text{ kg/m}^3$
Phantom section: Left Section

DASY5 Configuration:

- Probe: ES3DV3 - SN3172; ConvF(4.86, 4.86, 4.86); Calibrated: 5/27/2009
- Sensor-Surface: 4mm (Mechanical Surface Detection)
- Electronics: DAE4 Sn856; Calibrated: 5/26/2009
- Phantom: SAM1; Type: SAM;
- Measurement SW: DASY5, V5.0 Build 125; SEMCAD X Version 13.4 Build 125

LE Cheek/Area Scan (61x121x1): Measurement grid: $dx=15\text{mm}$, $dy=15\text{mm}$
Maximum value of SAR (interpolated) = 0.362 mW/g

LE Cheek/Zoom Scan (7x7x7) (5x5x7)/Cube 0: Measurement grid: $dx=8\text{mm}$, $dy=8\text{mm}$, $dz=5\text{mm}$

Reference Value = 15.1 V/m; Power Drift = -0.061 dB


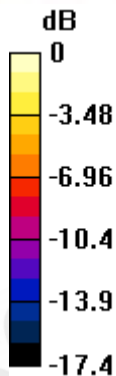
Peak SAR (extrapolated) = 0.522 W/kg

SAR(1 g) = 0.329 mW/g; SAR(10 g) = 0.201 mW/g

Maximum value of SAR (measured) = 0.352 mW/g

Unless otherwise stated the results shown in this test report refer only to the sample(s) tested and such sample(s) are retained for 90 days only. This test report cannot be reproduced, except in full, without prior written permission of the Company. 除非另有說明，此報告結果僅對測試之樣品負責，同時此樣品僅保留90天。本報告未經本公司書面許可，不可部份複製。

This document is issued by the Company subject to its General Conditions of Service (www.sgs.com/terms_and_conditions.htm) and Terms and Conditions for Electronic Documents (www.sgs.com/terms_e-document.htm). Attention is drawn to the limitations of liability, indemnification and jurisdictional issues established therein. Even if printed this electronic document is to be treated as an original within the meaning of UCP 600 article 20b. The authenticity of this document may be verified at www.sgsonsite.com/authentication. Any holder of this document is advised that information contained hereon reflects the Company's findings at the time of its intervention only and within the limits of client's instructions, if any. The Company's sole responsibility is to its Client and this document does not exonerate parties to a transaction from exercising all their rights and obligations under the transaction documents.



0 dB = 0.352mW/g

Date/Time: 11/02/2009 04:47:06

LE Cheek_CH661

DUT: HT680;

Communication System: GSM 1900; Frequency: 1880 MHz; Duty Cycle: 1:8.3

Medium: HEAD1900 Medium parameters used: $f = 1880$ MHz; $\sigma = 1.46$ mho/m; $\epsilon_r = 38.8$; $\rho = 1000$ kg/m³

Phantom section: Left Section

DASY5 Configuration:

- Probe: ES3DV3 - SN3172; ConvF(4.86, 4.86, 4.86); Calibrated: 5/27/2009
- Sensor-Surface: 4mm (Mechanical Surface Detection)
- Electronics: DAE4 Sn856; Calibrated: 5/26/2009
- Phantom: SAM1; Type: SAM;
- Measurement SW: DASY5, V5.0 Build 125; SEMCAD X Version 13.4 Build 125

LE Cheek/Area Scan (61x121x1): Measurement grid: dx=15mm, dy=15mm

Maximum value of SAR (interpolated) = 0.301 mW/g

LE Cheek/Zoom Scan (7x7x7) (5x5x7)/Cube 0: Measurement grid: dx=8mm, dy=8mm, dz=5mm

Reference Value = 14.4 V/m; Power Drift = -0.207 dB


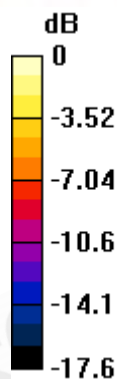
Peak SAR (extrapolated) = 0.385 W/kg

SAR(1 g) = 0.248 mW/g; SAR(10 g) = 0.159 mW/g

Maximum value of SAR (measured) = 0.269 mW/g

Unless otherwise stated the results shown in this test report refer only to the sample(s) tested and such sample(s) are retained for 90 days only. This test report cannot be reproduced, except in full, without prior written permission of the Company. 除非另有說明，此報告結果僅對測試之樣品負責，同時此樣品僅保留90天。本報告未經本公司書面許可，不可部份複製。

This document is issued by the Company subject to its General Conditions of Service (www.sgs.com/terms_and_conditions.htm) and Terms and Conditions for Electronic Documents (www.sgs.com/terms_e-document.htm). Attention is drawn to the limitations of liability, indemnification and jurisdictional issues established therein. Even if printed this electronic document is to be treated as an original within the meaning of UCP 600 article 20b. The authenticity of this document may be verified at www.sgsonsite.com/authentication. Any holder of this document is advised that information contained hereon reflects the Company's findings at the time of its intervention only and within the limits of client's instructions, if any. The Company's sole responsibility is to its Client and this document does not exonerate parties to a transaction from exercising all their rights and obligations under the transaction documents.



0 dB = 0.269mW/g

Date/Time: 11/02/2009 05:15:31

LE Cheek_CH810

DUT: HT680;

Communication System: GSM 1900; Frequency: 1909.8 MHz; Duty Cycle: 1:8.3
 Medium: HEAD1900 Medium parameters used: $f = 1910$ MHz; $\sigma = 1.47$ mho/m; $\epsilon_r = 38.7$; $\rho = 1000$ kg/m³
 Phantom section: Left Section

DASY5 Configuration:

- Probe: ES3DV3 - SN3172; ConvF(4.86, 4.86, 4.86); Calibrated: 5/27/2009
- Sensor-Surface: 4mm (Mechanical Surface Detection)
- Electronics: DAE4 Sn856; Calibrated: 5/26/2009
- Phantom: SAM1; Type: SAM;
- Measurement SW: DASY5, V5.0 Build 125; SEMCAD X Version 13.4 Build 125

LE Cheek/Area Scan (61x121x1): Measurement grid: dx=15mm, dy=15mm
 Maximum value of SAR (interpolated) = 0.268 mW/g

LE Cheek/Zoom Scan (7x7x7) (5x5x7)/Cube 0: Measurement grid: dx=8mm, dy=8mm, dz=5mm

Reference Value = 13.6 V/m; Power Drift = 0.010 dB


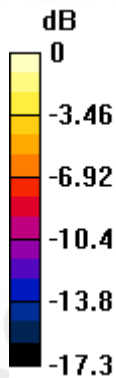
Peak SAR (extrapolated) = 0.378 W/kg

SAR(1 g) = 0.238 mW/g; SAR(10 g) = 0.146 mW/g

Maximum value of SAR (measured) = 0.258 mW/g

Unless otherwise stated the results shown in this test report refer only to the sample(s) tested and such sample(s) are retained for 90 days only. This test report cannot be reproduced, except in full, without prior written permission of the Company. 除非另有說明，此報告結果僅對測試之樣品負責，同時此樣品僅保留90天。本報告未經本公司書面許可，不可部份複製。

This document is issued by the Company subject to its General Conditions of Service (www.sgs.com/terms_and_conditions.htm) and Terms and Conditions for Electronic Documents (www.sgs.com/terms_e-document.htm). Attention is drawn to the limitations of liability, indemnification and jurisdictional issues established therein. Even if printed this electronic document is to be treated as an original within the meaning of UCP 600 article 20b. The authenticity of this document may be verified at www.sgsonsite.com/authentication. Any holder of this document is advised that information contained hereon reflects the Company's findings at the time of its intervention only and within the limits of client's instructions, if any. The Company's sole responsibility is to its Client and this document does not exonerate parties to a transaction from exercising all their rights and obligations under the transaction documents.



0 dB = 0.258mW/g

Date/Time: 11/02/2009 02:57:00

RE Tilt_CH512

DUT: HT680;

Communication System: GSM 1900; Frequency: 1850.2 MHz; Duty Cycle: 1:8.3
 Medium: HEAD1900 Medium parameters used (interpolated): $f = 1850.2 \text{ MHz}$; $\sigma = 1.47 \text{ mho/m}$; $\epsilon_r = 38.8$; $\rho = 1000 \text{ kg/m}^3$
 Phantom section: Right Section

DASY5 Configuration:

- Probe: ES3DV3 - SN3172; ConvF(4.86, 4.86, 4.86); Calibrated: 5/27/2009
- Sensor-Surface: 4mm (Mechanical Surface Detection)
- Electronics: DAE4 Sn856; Calibrated: 5/26/2009
- Phantom: SAM1; Type: SAM;
- Measurement SW: DASY5, V5.0 Build 125; SEMCAD X Version 13.4 Build 125

RE Tilt/Area Scan (61x121x1): Measurement grid: $dx=15\text{mm}$, $dy=15\text{mm}$

Maximum value of SAR (interpolated) = 0.429 mW/g

RE Tilt/Zoom Scan (7x7x7) (5x5x7)/Cube 0: Measurement grid: $dx=8\text{mm}$, $dy=8\text{mm}$, $dz=5\text{mm}$

Reference Value = 16.2 V/m; Power Drift = 0.177 dB


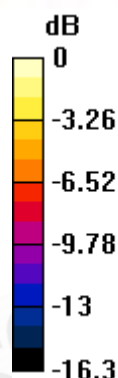
Peak SAR (extrapolated) = 0.627 W/kg

SAR(1 g) = 0.389 mW/g; SAR(10 g) = 0.232 mW/g

Maximum value of SAR (measured) = 0.429 mW/g

Unless otherwise stated the results shown in this test report refer only to the sample(s) tested and such sample(s) are retained for 90 days only. This test report cannot be reproduced, except in full, without prior written permission of the Company. 除非另有說明，此報告結果僅對測試之樣品負責，同時此樣品僅保留90天。本報告未經本公司書面許可，不可部份複製。

This document is issued by the Company subject to its General Conditions of Service (www.sgs.com/terms_and_conditions.htm) and Terms and Conditions for Electronic Documents (www.sgs.com/terms_e-document.htm). Attention is drawn to the limitations of liability, indemnification and jurisdictional issues established therein. Even if printed this electronic document is to be treated as an original within the meaning of UCP 600 article 20b. The authenticity of this document may be verified at www.sgsonsite.com/authentication. Any holder of this document is advised that information contained hereon reflects the Company's findings at the time of its intervention only and within the limits of client's instructions, if any. The Company's sole responsibility is to its Client and this document does not exonerate parties to a transaction from exercising all their rights and obligations under the transaction documents.



0 dB = 0.429mW/g

Date/Time: 11/02/2009 03:23:13

RE Tilt_CH661

DUT: HT680;

Communication System: GSM 1900; Frequency: 1880 MHz; Duty Cycle: 1:8.3

Medium: HEAD1900 Medium parameters used: $f = 1880 \text{ MHz}$; $\sigma = 1.46 \text{ mho/m}$; $\epsilon_r = 38.8$; $\rho = 1000 \text{ kg/m}^3$

Phantom section: Right Section

DASY5 Configuration:

- Probe: ES3DV3 - SN3172; ConvF(4.86, 4.86, 4.86); Calibrated: 5/27/2009
- Sensor-Surface: 4mm (Mechanical Surface Detection)
- Electronics: DAE4 Sn856; Calibrated: 5/26/2009
- Phantom: SAM1; Type: SAM;
- Measurement SW: DASY5, V5.0 Build 125; SEMCAD X Version 13.4 Build 125

RE Tilt/Area Scan (61x121x1): Measurement grid: $dx=15\text{mm}$, $dy=15\text{mm}$

Maximum value of SAR (interpolated) = 0.346 mW/g

RE Tilt/Zoom Scan (7x7x7) (5x5x7)/Cube 0: Measurement grid: $dx=8\text{mm}$, $dy=8\text{mm}$, $dz=5\text{mm}$

Reference Value = 15.6 V/m; Power Drift = -0.115 dB


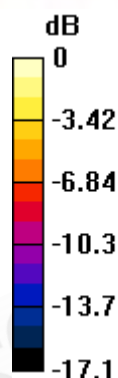
Peak SAR (extrapolated) = 0.503 W/kg

SAR(1 g) = 0.305 mW/g; SAR(10 g) = 0.185 mW/g

Maximum value of SAR (measured) = 0.332 mW/g

Unless otherwise stated the results shown in this test report refer only to the sample(s) tested and such sample(s) are retained for 90 days only. This test report cannot be reproduced, except in full, without prior written permission of the Company. 除非另有說明，此報告結果僅對測試之樣品負責，同時此樣品僅保留90天。本報告未經本公司書面許可，不可部份複製。

This document is issued by the Company subject to its General Conditions of Service (www.sgs.com/terms_and_conditions.htm) and Terms and Conditions for Electronic Documents (www.sgs.com/terms_e-document.htm). Attention is drawn to the limitations of liability, indemnification and jurisdictional issues established therein. Even if printed this electronic document is to be treated as an original within the meaning of UCP 600 article 20b. The authenticity of this document may be verified at www.sgsonsite.com/authentication. Any holder of this document is advised that information contained hereon reflects the Company's findings at the time of its intervention only and within the limits of client's instructions, if any. The Company's sole responsibility is to its Client and this document does not exonerate parties to a transaction from exercising all their rights and obligations under the transaction documents.



0 dB = 0.332mW/g

Date/Time: 11/02/2009 03:52:44

RE Tilt_CH810

DUT: HT680;

Communication System: GSM 1900; Frequency: 1909.8 MHz; Duty Cycle: 1:8.3

Medium: HEAD1900 Medium parameters used: $f = 1910$ MHz; $\sigma = 1.47$ mho/m; $\epsilon_r = 38.7$; $\rho = 1000$ kg/m³

Phantom section: Right Section

DASY5 Configuration:

- Probe: ES3DV3 - SN3172; ConvF(4.86, 4.86, 4.86); Calibrated: 5/27/2009
- Sensor-Surface: 4mm (Mechanical Surface Detection)
- Electronics: DAE4 Sn856; Calibrated: 5/26/2009
- Phantom: SAM1; Type: SAM;
- Measurement SW: DASY5, V5.0 Build 125; SEMCAD X Version 13.4 Build 125

RE Tilt/Area Scan (61x121x1): Measurement grid: dx=15mm, dy=15mm

Maximum value of SAR (interpolated) = 0.301 mW/g

RE Tilt/Zoom Scan (7x7x7) (5x5x7)/Cube 0: Measurement grid: dx=8mm, dy=8mm, dz=5mm

Reference Value = 14 V/m; Power Drift = -0.144 dB


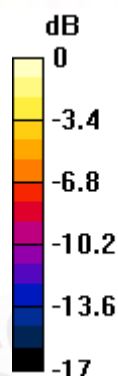
Peak SAR (extrapolated) = 0.466 W/kg

SAR(1 g) = 0.279 mW/g; SAR(10 g) = 0.163 mW/g

Maximum value of SAR (measured) = 0.304 mW/g

Unless otherwise stated the results shown in this test report refer only to the sample(s) tested and such sample(s) are retained for 90 days only. This test report cannot be reproduced, except in full, without prior written permission of the Company. 除非另有說明，此報告結果僅對測試之樣品負責，同時此樣品僅保留90天。本報告未經本公司書面許可，不可部份複製。

This document is issued by the Company subject to its General Conditions of Service (www.sgs.com/terms_and_conditions.htm) and Terms and Conditions for Electronic Documents (www.sgs.com/terms_e-document.htm). Attention is drawn to the limitations of liability, indemnification and jurisdictional issues established therein. Even if printed this electronic document is to be treated as an original within the meaning of UCP 600 article 20b. The authenticity of this document may be verified at www.sgsonsite.com/authentication. Any holder of this document is advised that information contained hereon reflects the Company's findings at the time of its intervention only and within the limits of client's instructions, if any. The Company's sole responsibility is to its Client and this document does not exonerate parties to a transaction from exercising all their rights and obligations under the transaction documents.



0 dB = 0.304mW/g

Date/Time: 11/02/2009 05:42:53

LE Tilt_CH512

DUT: HT680;

Communication System: GSM 1900; Frequency: 1850.2 MHz; Duty Cycle: 1:8.3
Medium: HEAD1900 Medium parameters used (interpolated): $f = 1850.2 \text{ MHz}$; $\sigma = 1.47 \text{ mho/m}$; $\epsilon_r = 38.8$; $\rho = 1000 \text{ kg/m}^3$
Phantom section: Left Section

DASY5 Configuration:

- Probe: ES3DV3 - SN3172; ConvF(4.86, 4.86, 4.86); Calibrated: 5/27/2009
- Sensor-Surface: 4mm (Mechanical Surface Detection)
- Electronics: DAE4 Sn856; Calibrated: 5/26/2009
- Phantom: SAM1; Type: SAM;
- Measurement SW: DASY5, V5.0 Build 125; SEMCAD X Version 13.4 Build 125

LE Tilt/Area Scan (61x121x1): Measurement grid: $dx=15\text{mm}$, $dy=15\text{mm}$

Maximum value of SAR (interpolated) = 0.480 mW/g

LE Tilt/Zoom Scan (7x7x7) (5x5x7)/Cube 0: Measurement grid: $dx=8\text{mm}$, $dy=8\text{mm}$, $dz=5\text{mm}$

Reference Value = 18.2 V/m; Power Drift = -0.104 dB


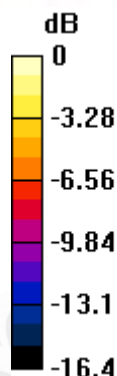
Peak SAR (extrapolated) = 0.682 W/kg

SAR(1 g) = 0.423 mW/g; SAR(10 g) = 0.254 mW/g

Maximum value of SAR (measured) = 0.457 mW/g

Unless otherwise stated the results shown in this test report refer only to the sample(s) tested and such sample(s) are retained for 90 days only. This test report cannot be reproduced, except in full, without prior written permission of the Company. 除非另有說明，此報告結果僅對測試之樣品負責，同時此樣品僅保留90天。本報告未經本公司書面許可，不可部份複製。

This document is issued by the Company subject to its General Conditions of Service (www.sgs.com/terms_and_conditions.htm) and Terms and Conditions for Electronic Documents (www.sgs.com/terms_e-document.htm). Attention is drawn to the limitations of liability, indemnification and jurisdictional issues established therein. Even if printed this electronic document is to be treated as an original within the meaning of UCP 600 article 20b. The authenticity of this document may be verified at www.sgsonsite.com/authentication. Any holder of this document is advised that information contained hereon reflects the Company's findings at the time of its intervention only and within the limits of client's instructions, if any. The Company's sole responsibility is to its Client and this document does not exonerate parties to a transaction from exercising all their rights and obligations under the transaction documents.



0 dB = 0.457mW/g

Date/Time: 11/02/2009 06:08:13

LE Tilt_CH661

DUT: HT680;

Communication System: GSM 1900; Frequency: 1880 MHz; Duty Cycle: 1:8.3

Medium: HEAD1900 Medium parameters used: $f = 1880$ MHz; $\sigma = 1.46$ mho/m; $\epsilon_r = 38.8$; $\rho = 1000$ kg/m³

Phantom section: Left Section

DASY5 Configuration:

- Probe: ES3DV3 - SN3172; ConvF(4.86, 4.86, 4.86); Calibrated: 5/27/2009
- Sensor-Surface: 4mm (Mechanical Surface Detection)
- Electronics: DAE4 Sn856; Calibrated: 5/26/2009
- Phantom: SAM1; Type: SAM;
- Measurement SW: DASY5, V5.0 Build 125; SEMCAD X Version 13.4 Build 125

LE Tilt/Area Scan (61x121x1): Measurement grid: dx=15mm, dy=15mm

Maximum value of SAR (interpolated) = 0.388 mW/g

LE Tilt/Zoom Scan (7x7x7) (5x5x7)/Cube 0: Measurement grid: dx=8mm, dy=8mm, dz=5mm

Reference Value = 16.8 V/m; Power Drift = -0.119 dB


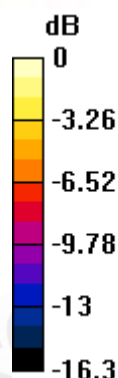
Peak SAR (extrapolated) = 0.578 W/kg

SAR(1 g) = 0.349 mW/g; SAR(10 g) = 0.205 mW/g

Maximum value of SAR (measured) = 0.387 mW/g

Unless otherwise stated the results shown in this test report refer only to the sample(s) tested and such sample(s) are retained for 90 days only. This test report cannot be reproduced, except in full, without prior written permission of the Company. 除非另有說明，此報告結果僅對測試之樣品負責，同時此樣品僅保留90天。本報告未經本公司書面許可，不可部份複製。

This document is issued by the Company subject to its General Conditions of Service (www.sgs.com/terms_and_conditions.htm) and Terms and Conditions for Electronic Documents (www.sgs.com/terms_e-document.htm). Attention is drawn to the limitations of liability, indemnification and jurisdictional issues established therein. Even if printed this electronic document is to be treated as an original within the meaning of UCP 600 article 20b. The authenticity of this document may be verified at www.sgsonsite.com/authentication. Any holder of this document is advised that information contained hereon reflects the Company's findings at the time of its intervention only and within the limits of client's instructions, if any. The Company's sole responsibility is to its Client and this document does not exonerate parties to a transaction from exercising all their rights and obligations under the transaction documents.



0 dB = 0.387mW/g

Date/Time: 11/02/2009 06:37:21

LE Tilt_CH810

DUT: HT680;

Communication System: GSM 1900; Frequency: 1909.8 MHz; Duty Cycle: 1:8.3

Medium: HEAD1900 Medium parameters used: $f = 1910$ MHz; $\sigma = 1.47$ mho/m; $\epsilon_r = 38.7$; $\rho = 1000$ kg/m³

Phantom section: Left Section

DASY5 Configuration:

- Probe: ES3DV3 - SN3172; ConvF(4.86, 4.86, 4.86); Calibrated: 5/27/2009
- Sensor-Surface: 4mm (Mechanical Surface Detection)
- Electronics: DAE4 Sn856; Calibrated: 5/26/2009
- Phantom: SAM1; Type: SAM;
- Measurement SW: DASY5, V5.0 Build 125; SEMCAD X Version 13.4 Build 125

LE Tilt/Area Scan (61x121x1): Measurement grid: dx=15mm, dy=15mm

Maximum value of SAR (interpolated) = 0.310 mW/g

LE Tilt/Zoom Scan (7x7x7) (5x5x7)/Cube 0: Measurement grid: dx=8mm, dy=8mm, dz=5mm

Reference Value = 14.3 V/m; Power Drift = 0.030 dB


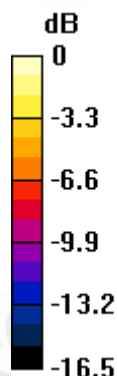
Peak SAR (extrapolated) = 0.485 W/kg

SAR(1 g) = 0.299 mW/g; SAR(10 g) = 0.177 mW/g

Maximum value of SAR (measured) = 0.317 mW/g

Unless otherwise stated the results shown in this test report refer only to the sample(s) tested and such sample(s) are retained for 90 days only. This test report cannot be reproduced, except in full, without prior written permission of the Company. 除非另有說明，此報告結果僅對測試之樣品負責，同時此樣品僅保留90天。本報告未經本公司書面許可，不可部份複製。

This document is issued by the Company subject to its General Conditions of Service (www.sgs.com/terms_and_conditions.htm) and Terms and Conditions for Electronic Documents (www.sgs.com/terms_e-document.htm). Attention is drawn to the limitations of liability, indemnification and jurisdictional issues established therein. Even if printed this electronic document is to be treated as an original within the meaning of UCP 600 article 20b. The authenticity of this document may be verified at www.sgsonsite.com/authentication. Any holder of this document is advised that information contained hereon reflects the Company's findings at the time of its intervention only and within the limits of client's instructions, if any. The Company's sole responsibility is to its Client and this document does not exonerate parties to a transaction from exercising all their rights and obligations under the transaction documents.



0 dB = 0.317mW/g

Date/Time: 11/02/2009 18:16:12

BODY_CH512

DUT: HT680;

Communication System: GSM 1900; Frequency: 1850.2 MHz; Duty Cycle: 1:2
Medium: BODY1900 Medium parameters used (interpolated): $f = 1850.2$ MHz; $\sigma = 1.6$ mho/m; $\epsilon_r = 52.5$; $\rho = 1000$ kg/m³
Phantom section: Flat Section

DASY5 Configuration:

- Probe: ES3DV3 - SN3172; ConvF(4.54, 4.54, 4.54); Calibrated: 5/27/2009
- Sensor-Surface: 4mm (Mechanical Surface Detection)
- Electronics: DAE4 Sn856; Calibrated: 5/26/2009
- Phantom: SAM1; Type: SAM;
- Measurement SW: DASY5, V5.0 Build 125; SEMCAD X Version 13.4 Build 125

BODY/Area Scan (61x131x1): Measurement grid: dx=15mm, dy=15mm

Maximum value of SAR (interpolated) = 0.110 mW/g

BODY/Zoom Scan (7x7x7) (5x5x7)/Cube 0: Measurement grid: dx=8mm, dy=8mm, dz=5mm

Reference Value = 8.26 V/m; Power Drift = -0.082 dB

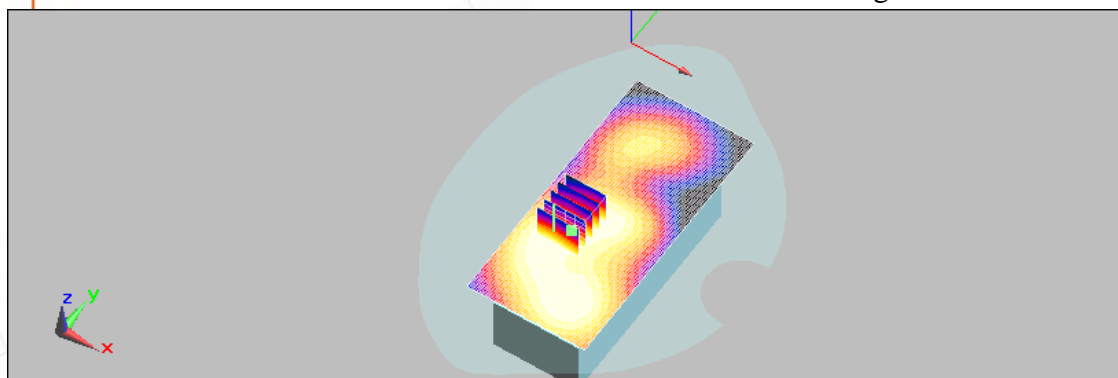
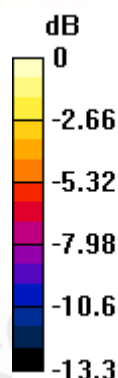
Peak SAR (extrapolated) = 0.148 W/kg

SAR(1 g) = 0.102 mW/g; SAR(10 g) = 0.068 mW/g

Maximum value of SAR (measured) = 0.108 mW/g

Unless otherwise stated the results shown in this test report refer only to the sample(s) tested and such sample(s) are retained for 90 days only. This test report cannot be reproduced, except in full, without prior written permission of the Company. 除非另有說明，此報告結果僅對測試之樣品負責，同時此樣品僅保留90天。本報告未經本公司書面許可，不可部份複製。

This document is issued by the Company subject to its General Conditions of Service (www.sgs.com/terms_and_conditions.htm) and Terms and Conditions for Electronic Documents (www.sgs.com/terms_e-document.htm). Attention is drawn to the limitations of liability, indemnification and jurisdictional issues established therein. Even if printed this electronic document is to be treated as an original within the meaning of UCP 600 article 20b. The authenticity of this document may be verified at www.sgsonsite.com/authentication. Any holder of this document is advised that information contained hereon reflects the Company's findings at the time of its intervention only and within the limits of client's instructions, if any. The Company's sole responsibility is to its Client and this document does not exonerate parties to a transaction from exercising all their rights and obligations under the transaction documents.



0 dB = 0.108mW/g

Date/Time: 11/02/2009 18:44:49

BODY_CH661

DUT: HT680;

Communication System: GSM 1900; Frequency: 1880 MHz; Duty Cycle: 1:2

Medium: BODY1900 Medium parameters used: $f = 1880$ MHz; $\sigma = 1.59$ mho/m; $\epsilon_r = 52.5$; $\rho = 1000$ kg/m³

Phantom section: Flat Section

DASY5 Configuration:

- Probe: ES3DV3 - SN3172; ConvF(4.54, 4.54, 4.54); Calibrated: 5/27/2009
- Sensor-Surface: 4mm (Mechanical Surface Detection)
- Electronics: DAE4 Sn856; Calibrated: 5/26/2009
- Phantom: SAM1; Type: SAM;
- Measurement SW: DASY5, V5.0 Build 125; SEMCAD X Version 13.4 Build 125

BODY/Area Scan (61x131x1): Measurement grid: dx=15mm, dy=15mm

Maximum value of SAR (interpolated) = 0.102 mW/g

BODY/Zoom Scan (7x7x7) (5x5x7)/Cube 0: Measurement grid: dx=8mm, dy=8mm, dz=5mm

Reference Value = 7.55 V/m; Power Drift = 0.057 dB

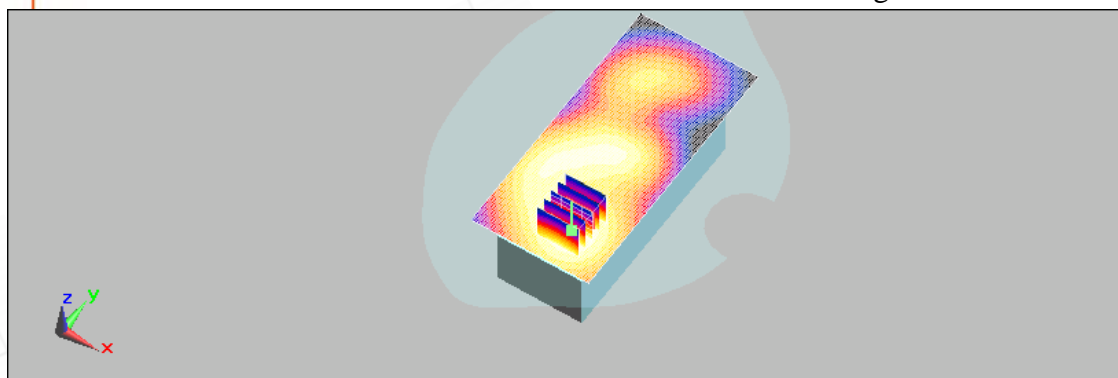
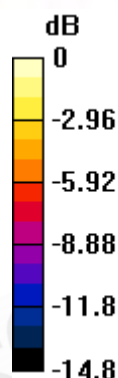
Peak SAR (extrapolated) = 0.142 W/kg

SAR(1 g) = 0.093 mW/g; SAR(10 g) = 0.059 mW/g

Maximum value of SAR (measured) = 0.100 mW/g

Unless otherwise stated the results shown in this test report refer only to the sample(s) tested and such sample(s) are retained for 90 days only. This test report cannot be reproduced, except in full, without prior written permission of the Company. 除非另有說明，此報告結果僅對測試之樣品負責，同時此樣品僅保留90天。本報告未經本公司書面許可，不可部份複製。

This document is issued by the Company subject to its General Conditions of Service (www.sgs.com/terms_and_conditions.htm) and Terms and Conditions for Electronic Documents (www.sgs.com/terms_e-document.htm). Attention is drawn to the limitations of liability, indemnification and jurisdictional issues established therein. Even if printed this electronic document is to be treated as an original within the meaning of UCP 600 article 20b. The authenticity of this document may be verified at www.sgsonsite.com/authentication. Any holder of this document is advised that information contained hereon reflects the Company's findings at the time of its intervention only and within the limits of client's instructions, if any. The Company's sole responsibility is to its Client and this document does not exonerate parties to a transaction from exercising all their rights and obligations under the transaction documents.



0 dB = 0.100mW/g

Date/Time: 11/02/2009 19:13:50

BODY_CH810

DUT: HT680;

Communication System: GSM 1900; Frequency: 1909.8 MHz; Duty Cycle: 1:2

Medium: BODY1900 Medium parameters used: $f = 1910$ MHz; $\sigma = 1.6$ mho/m; $\epsilon_r = 52.3$; $\rho = 1000$ kg/m³

Phantom section: Flat Section

DASY5 Configuration:

- Probe: ES3DV3 - SN3172; ConvF(4.54, 4.54, 4.54); Calibrated: 5/27/2009
- Sensor-Surface: 4mm (Mechanical Surface Detection)
- Electronics: DAE4 Sn856; Calibrated: 5/26/2009
- Phantom: SAM1; Type: SAM;
- Measurement SW: DASY5, V5.0 Build 125; SEMCAD X Version 13.4 Build 125

BODY/Area Scan (61x131x1): Measurement grid: dx=15mm, dy=15mm

Maximum value of SAR (interpolated) = 0.091 mW/g

BODY/Zoom Scan (7x7x7) (5x5x7)/Cube 0: Measurement grid: dx=8mm, dy=8mm, dz=5mm

Reference Value = 6.73 V/m; Power Drift = 0.012 dB

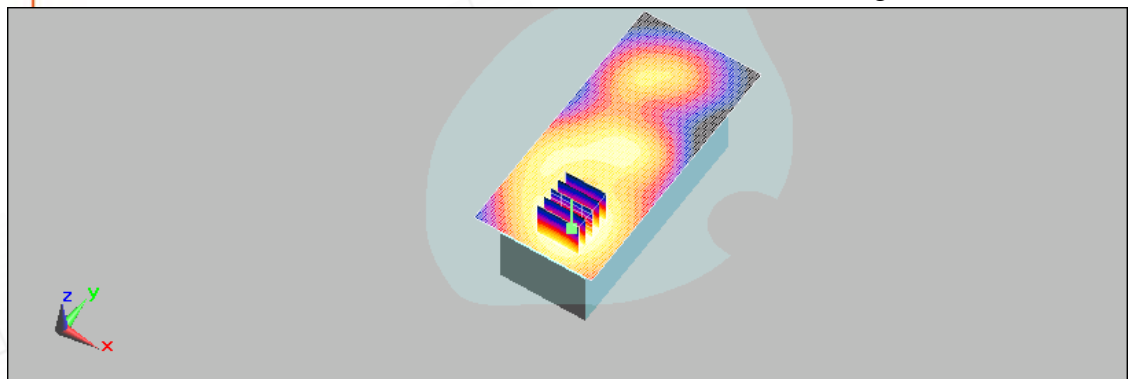
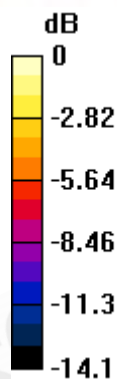
Peak SAR (extrapolated) = 0.125 W/kg

SAR(1 g) = 0.082 mW/g; SAR(10 g) = 0.052 mW/g

Maximum value of SAR (measured) = 0.089 mW/g

Unless otherwise stated the results shown in this test report refer only to the sample(s) tested and such sample(s) are retained for 90 days only. This test report cannot be reproduced, except in full, without prior written permission of the Company. 除非另有說明，此報告結果僅對測試之樣品負責，同時此樣品僅保留90天。本報告未經本公司書面許可，不可部份複製。

This document is issued by the Company subject to its General Conditions of Service (www.sgs.com/terms_and_conditions.htm) and Terms and Conditions for Electronic Documents (www.sgs.com/terms_e-document.htm). Attention is drawn to the limitations of liability, indemnification and jurisdictional issues established therein. Even if printed this electronic document is to be treated as an original within the meaning of UCP 600 article 20b. The authenticity of this document may be verified at www.sgsonsite.com/authentication. Any holder of this document is advised that information contained hereon reflects the Company's findings at the time of its intervention only and within the limits of client's instructions, if any. The Company's sole responsibility is to its Client and this document does not exonerate parties to a transaction from exercising all their rights and obligations under the transaction documents.



0 dB = 0.089mW/g

Date/Time: 11/02/2009 19:40:23

BODY_CH512_repeated with EGPRS mode

DUT: HT680;

Communication System: GSM 1900; Frequency: 1850.2 MHz; Duty Cycle: 1:2
Medium: BODY1900 Medium parameters used (interpolated): $f = 1850.2$ MHz; $\sigma = 1.6$ mho/m; $\epsilon_r = 52.5$; $\rho = 1000$ kg/m³
Phantom section: Flat Section

DASY5 Configuration:

- Probe: ES3DV3 - SN3172; ConvF(4.54, 4.54, 4.54); Calibrated: 5/27/2009
- Sensor-Surface: 4mm (Mechanical Surface Detection)
- Electronics: DAE4 Sn856; Calibrated: 5/26/2009
- Phantom: SAM1; Type: SAM;
- Measurement SW: DASY5, V5.0 Build 125; SEMCAD X Version 13.4 Build 125

BODY/Area Scan (61x131x1): Measurement grid: dx=15mm, dy=15mm

Maximum value of SAR (interpolated) = 0.049 mW/g

BODY/Zoom Scan (7x7x7) (5x5x7)/Cube 0: Measurement grid: dx=8mm, dy=8mm, dz=5mm

Reference Value = 4.88 V/m; Power Drift = 0.047 dB

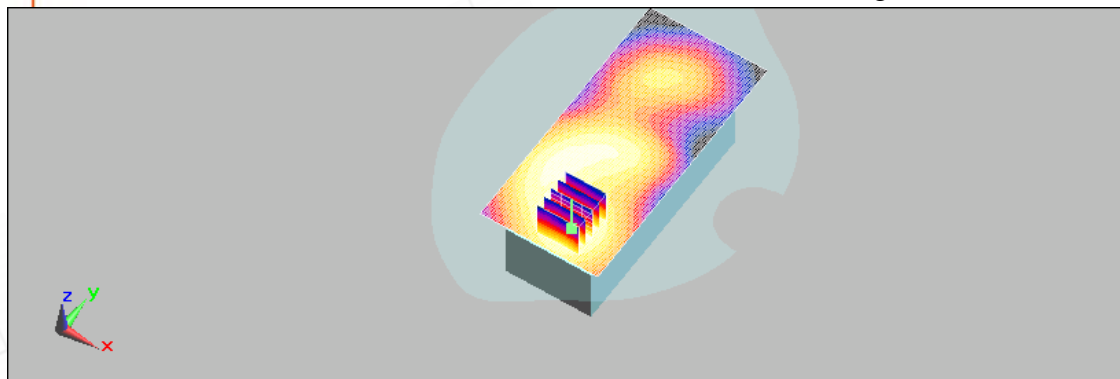
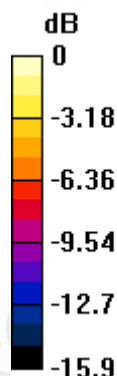
Peak SAR (extrapolated) = 0.070 W/kg

SAR(1 g) = 0.045 mW/g; SAR(10 g) = 0.029 mW/g

Maximum value of SAR (measured) = 0.049 mW/g

Unless otherwise stated the results shown in this test report refer only to the sample(s) tested and such sample(s) are retained for 90 days only. This test report cannot be reproduced, except in full, without prior written permission of the Company. 除非另有說明，此報告結果僅對測試之樣品負責，同時此樣品僅保留90天。本報告未經本公司書面許可，不可部份複製。

This document is issued by the Company subject to its General Conditions of Service (www.sgs.com/terms_and_conditions.htm) and Terms and Conditions for Electronic Documents (www.sgs.com/terms_e-document.htm). Attention is drawn to the limitations of liability, indemnification and jurisdictional issues established therein. Even if printed this electronic document is to be treated as an original within the meaning of UCP 600 article 20b. The authenticity of this document may be verified at www.sgsonsite.com/authentication. Any holder of this document is advised that information contained hereon reflects the Company's findings at the time of its intervention only and within the limits of client's instructions, if any. The Company's sole responsibility is to its Client and this document does not exonerate parties to a transaction from exercising all their rights and obligations under the transaction documents.



0 dB = 0.049mW/g

Date/Time: 11/02/2009 20:09:57

BODY_CH661_repeated with EGPRS mode

DUT: HT680;

Communication System: GSM 1900; Frequency: 1880 MHz; Duty Cycle: 1:2

Medium: BODY1900 Medium parameters used: $f = 1880 \text{ MHz}$; $\sigma = 1.59 \text{ mho/m}$; $\epsilon_r = 52.5$; $\rho = 1000 \text{ kg/m}^3$

Phantom section: Flat Section

DASY5 Configuration:

- Probe: ES3DV3 - SN3172; ConvF(4.54, 4.54, 4.54); Calibrated: 5/27/2009
- Sensor-Surface: 4mm (Mechanical Surface Detection)
- Electronics: DAE4 Sn856; Calibrated: 5/26/2009
- Phantom: SAM1; Type: SAM;
- Measurement SW: DASY5, V5.0 Build 125; SEMCAD X Version 13.4 Build 125

BODY/Area Scan (61x131x1): Measurement grid: $dx=15\text{mm}$, $dy=15\text{mm}$

Maximum value of SAR (interpolated) = 0.044 mW/g

BODY/Zoom Scan (7x7x7) (5x5x7)/Cube 0: Measurement grid: $dx=8\text{mm}$, $dy=8\text{mm}$, $dz=5\text{mm}$

Reference Value = 4.55 V/m; Power Drift = -0.031 dB

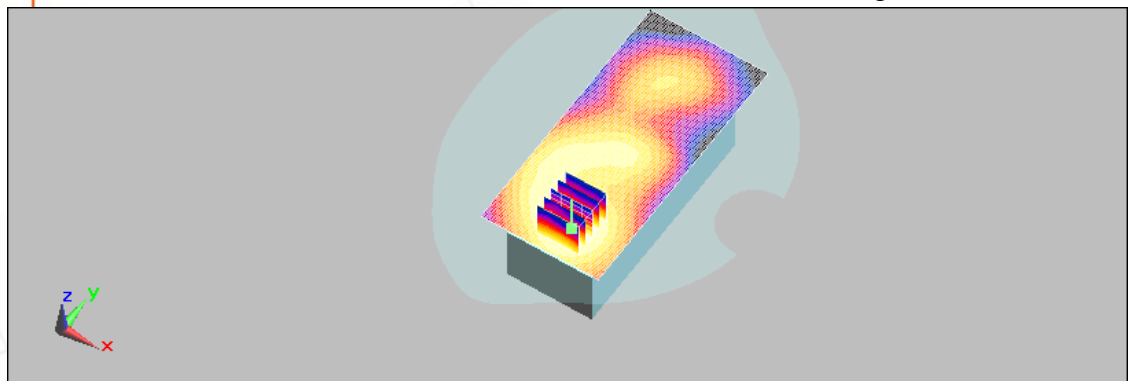
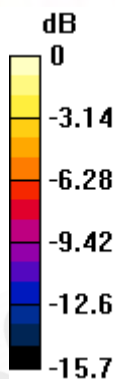
Peak SAR (extrapolated) = 0.063 W/kg

SAR(1 g) = 0.041 mW/g; SAR(10 g) = 0.026 mW/g

Maximum value of SAR (measured) = 0.045 mW/g

Unless otherwise stated the results shown in this test report refer only to the sample(s) tested and such sample(s) are retained for 90 days only. This test report cannot be reproduced, except in full, without prior written permission of the Company. 除非另有說明，此報告結果僅對測試之樣品負責，同時此樣品僅保留90天。本報告未經本公司書面許可，不可部份複製。

This document is issued by the Company subject to its General Conditions of Service (www.sgs.com/terms_and_conditions.htm) and Terms and Conditions for Electronic Documents (www.sgs.com/terms_e-document.htm). Attention is drawn to the limitations of liability, indemnification and jurisdictional issues established therein. Even if printed this electronic document is to be treated as an original within the meaning of UCP 600 article 20b. The authenticity of this document may be verified at www.sgsonsite.com/authentication. Any holder of this document is advised that information contained hereon reflects the Company's findings at the time of its intervention only and within the limits of client's instructions, if any. The Company's sole responsibility is to its Client and this document does not exonerate parties to a transaction from exercising all their rights and obligations under the transaction documents.



0 dB = 0.045mW/g

Date/Time: 11/02/2009 20:35:09

BODY_CH810_repeated with EGPRS mode

DUT: HT680;

Communication System: GSM 1900; Frequency: 1909.8 MHz; Duty Cycle: 1:2

Medium: BODY1900 Medium parameters used: $f = 1910$ MHz; $\sigma = 1.6$ mho/m; $\epsilon_r = 52.3$; $\rho = 1000$ kg/m³

Phantom section: Flat Section

DASY5 Configuration:

- Probe: ES3DV3 - SN3172; ConvF(4.54, 4.54, 4.54); Calibrated: 5/27/2009
- Sensor-Surface: 4mm (Mechanical Surface Detection)
- Electronics: DAE4 Sn856; Calibrated: 5/26/2009
- Phantom: SAM1; Type: SAM;
- Measurement SW: DASY5, V5.0 Build 125; SEMCAD X Version 13.4 Build 125

BODY/Area Scan (61x131x1): Measurement grid: dx=15mm, dy=15mm

Maximum value of SAR (interpolated) = 0.039 mW/g

BODY/Zoom Scan (7x7x7) (5x5x7)/Cube 0: Measurement grid: dx=8mm, dy=8mm, dz=5mm

Reference Value = 4.04 V/m; Power Drift = 0.069 dB

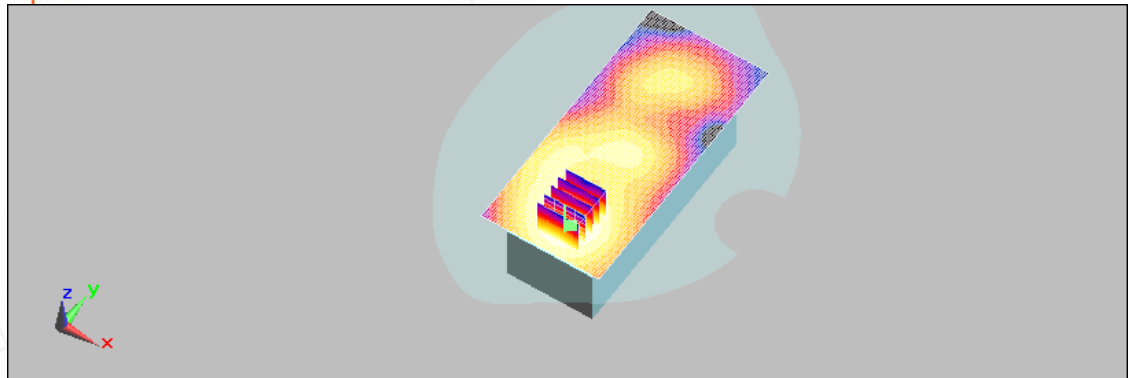
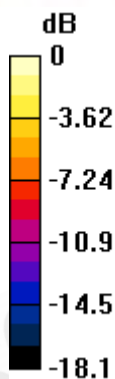
Peak SAR (extrapolated) = 0.053 W/kg

SAR(1 g) = 0.035 mW/g; SAR(10 g) = 0.023 mW/g

Maximum value of SAR (measured) = 0.038 mW/g

Unless otherwise stated the results shown in this test report refer only to the sample(s) tested and such sample(s) are retained for 90 days only. This test report cannot be reproduced, except in full, without prior written permission of the Company. 除非另有說明，此報告結果僅對測試之樣品負責，同時此樣品僅保留90天。本報告未經本公司書面許可，不可部份複製。

This document is issued by the Company subject to its General Conditions of Service (www.sgs.com/terms_and_conditions.htm) and Terms and Conditions for Electronic Documents (www.sgs.com/terms_e-document.htm). Attention is drawn to the limitations of liability, indemnification and jurisdictional issues established therein. Even if printed this electronic document is to be treated as an original within the meaning of UCP 600 article 20b. The authenticity of this document may be verified at www.sgs.com/authentication. Any holder of this document is advised that information contained hereon reflects the Company's findings at the time of its intervention only and within the limits of client's instructions, if any. The Company's sole responsibility is to its Client and this document does not exonerate parties to a transaction from exercising all their rights and obligations under the transaction documents.



0 dB = 0.038mW/g

Date/Time: 11/03/2009 04:26:32

BODY_WLAN802.11b_CH1

DUT: HT680;

Communication System: Wireless LAN; Frequency: 2412 MHz; Duty Cycle: 1:1

Medium: BODY2450 Medium parameters used: $f = 2412$ MHz; $\sigma = 1.92$ mho/m; $\epsilon_r = 52.6$; $\rho = 1000$ kg/m³

Phantom section: Flat Section

DASY5 Configuration:

- Probe: ES3DV3 - SN3172; ConvF(4.02, 4.02, 4.02); Calibrated: 5/27/2009
- Sensor-Surface: 4mm (Mechanical Surface Detection)
- Electronics: DAE4 Sn856; Calibrated: 5/26/2009
- Phantom: SAM1; Type: SAM;
- Measurement SW: DASY5, V5.0 Build 125; SEMCAD X Version 13.4 Build 125

BODY/Area Scan (61x121x1): Measurement grid: dx=15mm, dy=15mm

Maximum value of SAR (interpolated) = 0.046 mW/g

BODY/Zoom Scan (7x7x7) (5x5x7)/Cube 0: Measurement grid: dx=8mm, dy=8mm, dz=5mm

Reference Value = 3.49 V/m; Power Drift = -0.000711 dB

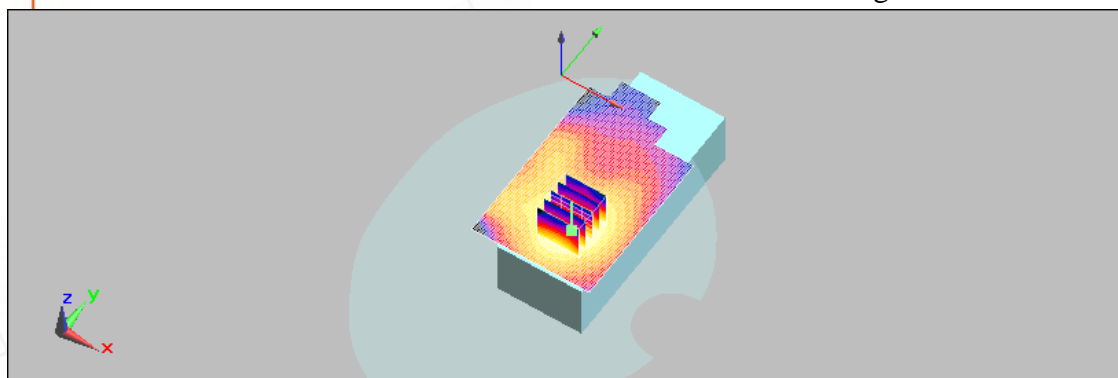
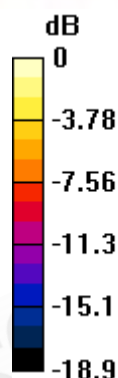
Peak SAR (extrapolated) = 0.078 W/kg

SAR(1 g) = 0.043 mW/g; SAR(10 g) = 0.024 mW/g

Maximum value of SAR (measured) = 0.046 mW/g

Unless otherwise stated the results shown in this test report refer only to the sample(s) tested and such sample(s) are retained for 90 days only. This test report cannot be reproduced, except in full, without prior written permission of the Company. 除非另有說明，此報告結果僅對測試之樣品負責，同時此樣品僅保留90天。本報告未經本公司書面許可，不可部份複製。

This document is issued by the Company subject to its General Conditions of Service (www.sgs.com/terms_and_conditions.htm) and Terms and Conditions for Electronic Documents (www.sgs.com/terms_e-document.htm). Attention is drawn to the limitations of liability, indemnification and jurisdictional issues established therein. Even if printed this electronic document is to be treated as an original within the meaning of UCP 600 article 20b. The authenticity of this document may be verified at www.sgsonsite.com/authentication. Any holder of this document is advised that information contained hereon reflects the Company's findings at the time of its intervention only and within the limits of client's instructions, if any. The Company's sole responsibility is to its Client and this document does not exonerate parties to a transaction from exercising all their rights and obligations under the transaction documents.



0 dB = 0.046mW/g

Date/Time: 11/03/2009 04:55:48

BODY_WLAN802.11b_CH6

DUT: HT680;

Communication System: Wireless LAN; Frequency: 2437 MHz; Duty Cycle: 1:1

Medium: BODY2450 Medium parameters used: $f = 2437 \text{ MHz}$; $\sigma = 1.96 \text{ mho/m}$; $\epsilon_r = 52.5$; $\rho = 1000 \text{ kg/m}^3$

Phantom section: Flat Section

DASY5 Configuration:

- Probe: ES3DV3 - SN3172; ConvF(4.02, 4.02, 4.02); Calibrated: 5/27/2009
- Sensor-Surface: 4mm (Mechanical Surface Detection)
- Electronics: DAE4 Sn856; Calibrated: 5/26/2009
- Phantom: SAM1; Type: SAM;
- Measurement SW: DASY5, V5.0 Build 125; SEMCAD X Version 13.4 Build 125

BODY/Area Scan (61x121x1): Measurement grid: $dx=15\text{mm}$, $dy=15\text{mm}$

Maximum value of SAR (interpolated) = 0.017 mW/g

BODY/Zoom Scan (7x7x7) (5x5x7)/Cube 0: Measurement grid: $dx=8\text{mm}$, $dy=8\text{mm}$, $dz=5\text{mm}$

Reference Value = 2.06 V/m; Power Drift = -0.136 dB

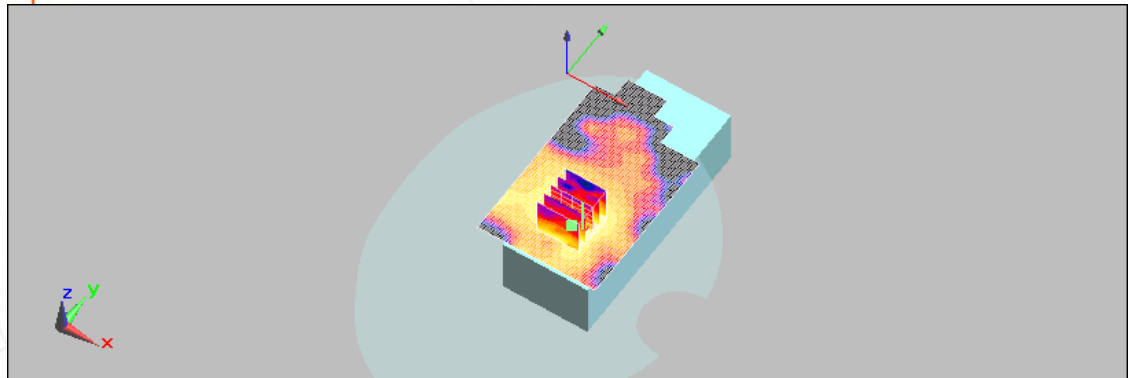
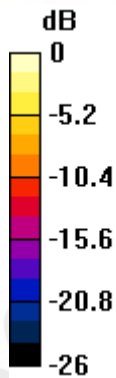
Peak SAR (extrapolated) = 0.028 W/kg

SAR(1 g) = 0.013 mW/g; SAR(10 g) = 0.0072 mW/g

Maximum value of SAR (measured) = 0.018 mW/g

Unless otherwise stated the results shown in this test report refer only to the sample(s) tested and such sample(s) are retained for 90 days only. This test report cannot be reproduced, except in full, without prior written permission of the Company. 除非另有說明，此報告結果僅對測試之樣品負責，同時此樣品僅保留90天。本報告未經本公司書面許可，不可部份複製。

This document is issued by the Company subject to its General Conditions of Service (www.sgs.com/terms_and_conditions.htm) and Terms and Conditions for Electronic Documents (www.sgs.com/terms_e-document.htm). Attention is drawn to the limitations of liability, indemnification and jurisdictional issues established therein. Even if printed this electronic document is to be treated as an original within the meaning of UCP 600 article 20b. The authenticity of this document may be verified at www.sgsonsite.com/authentication. Any holder of this document is advised that information contained hereon reflects the Company's findings at the time of its intervention only and within the limits of client's instructions, if any. The Company's sole responsibility is to its Client and this document does not exonerate parties to a transaction from exercising all their rights and obligations under the transaction documents.



0 dB = 0.018mW/g

Date/Time: 11/03/2009 05:22:49

BODY_WLAN802.11b_CH11

DUT: HT680;

Communication System: Wireless LAN; Frequency: 2462 MHz; Duty Cycle: 1:1

Medium: BODY2450 Medium parameters used: $f = 2462$ MHz; $\sigma = 1.99$ mho/m; $\epsilon_r = 52.5$; $\rho = 1000$ kg/m³

Phantom section: Flat Section

DASY5 Configuration:

- Probe: ES3DV3 - SN3172; ConvF(4.02, 4.02, 4.02); Calibrated: 5/27/2009
- Sensor-Surface: 4mm (Mechanical Surface Detection)
- Electronics: DAE4 Sn856; Calibrated: 5/26/2009
- Phantom: SAM1; Type: SAM;
- Measurement SW: DASY5, V5.0 Build 125; SEMCAD X Version 13.4 Build 125

BODY/Area Scan (61x121x1): Measurement grid: dx=15mm, dy=15mm

Maximum value of SAR (interpolated) = 0.040 mW/g

BODY/Zoom Scan (7x7x7) (5x5x7)/Cube 0: Measurement grid: dx=8mm, dy=8mm, dz=5mm

Reference Value = 3.29 V/m; Power Drift = 0.130 dB

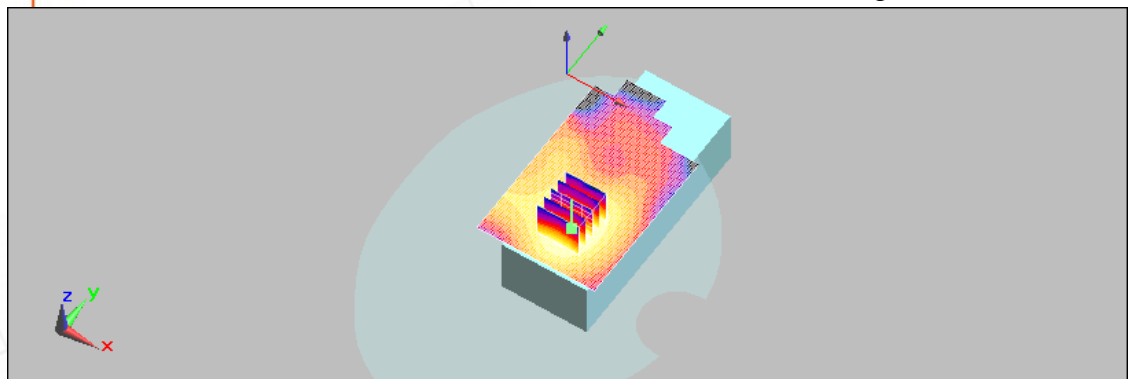
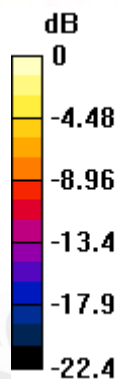
Peak SAR (extrapolated) = 0.071 W/kg

SAR(1 g) = 0.038 mW/g; SAR(10 g) = 0.021 mW/g

Maximum value of SAR (measured) = 0.041 mW/g

Unless otherwise stated the results shown in this test report refer only to the sample(s) tested and such sample(s) are retained for 90 days only. This test report cannot be reproduced, except in full, without prior written permission of the Company. 除非另有說明，此報告結果僅對測試之樣品負責，同時此樣品僅保留90天。本報告未經本公司書面許可，不可部份複製。

This document is issued by the Company subject to its General Conditions of Service (www.sgs.com/terms_and_conditions.htm) and Terms and Conditions for Electronic Documents (www.sgs.com/terms_e-document.htm). Attention is drawn to the limitations of liability, indemnification and jurisdictional issues established therein. Even if printed this electronic document is to be treated as an original within the meaning of UCP 600 article 20b. The authenticity of this document may be verified at www.sgsonsite.com/authentication. Any holder of this document is advised that information contained hereon reflects the Company's findings at the time of its intervention only and within the limits of client's instructions, if any. The Company's sole responsibility is to its Client and this document does not exonerate parties to a transaction from exercising all their rights and obligations under the transaction documents.



0 dB = 0.041mW/g

Date/Time: 11/03/2009 07:14:45

BODY_WLAN802.11b_CH1_repeated for EUT front to phantom

DUT: HT680;

Communication System: Wireless LAN; Frequency: 2412 MHz; Duty Cycle: 1:1

Medium: BODY2450 Medium parameters used: $f = 2412 \text{ MHz}$; $\sigma = 1.92 \text{ mho/m}$; $\epsilon_r = 52.6$; $\rho = 1000 \text{ kg/m}^3$

Phantom section: Flat Section

DASY5 Configuration:

- Probe: ES3DV3 - SN3172; ConvF(4.02, 4.02, 4.02); Calibrated: 5/27/2009
- Sensor-Surface: 4mm (Mechanical Surface Detection)
- Electronics: DAE4 Sn856; Calibrated: 5/26/2009
- Phantom: SAM1; Type: SAM;
- Measurement SW: DASY5, V5.0 Build 125; SEMCAD X Version 13.4 Build 125

BODY/Area Scan (61x121x1): Measurement grid: $dx=15\text{mm}$, $dy=15\text{mm}$

Maximum value of SAR (interpolated) = 0.034 mW/g

BODY/Zoom Scan (7x7x7) (5x5x7)/Cube 0: Measurement grid: $dx=8\text{mm}$, $dy=8\text{mm}$, $dz=5\text{mm}$

Reference Value = 2.79 V/m; Power Drift = 0.086 dB

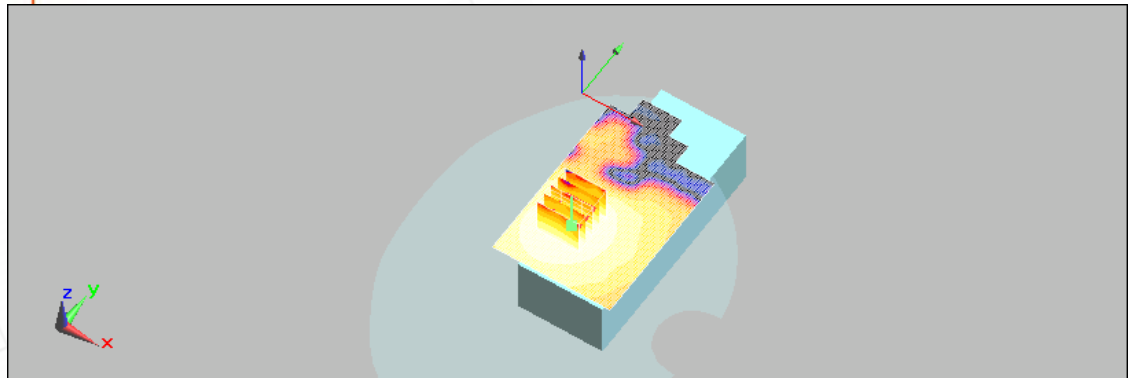
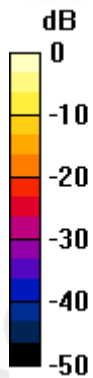
Peak SAR (extrapolated) = 0.057 W/kg

SAR(1 g) = 0.032 mW/g; SAR(10 g) = 0.018 mW/g

Maximum value of SAR (measured) = 0.034 mW/g

Unless otherwise stated the results shown in this test report refer only to the sample(s) tested and such sample(s) are retained for 90 days only. This test report cannot be reproduced, except in full, without prior written permission of the Company. 除非另有說明，此報告結果僅對測試之樣品負責，同時此樣品僅保留90天。本報告未經本公司書面許可，不可部份複製。

This document is issued by the Company subject to its General Conditions of Service (www.sgs.com/terms_and_conditions.htm) and Terms and Conditions for Electronic Documents (www.sgs.com/terms_e-document.htm). Attention is drawn to the limitations of liability, indemnification and jurisdictional issues established therein. Even if printed this electronic document is to be treated as an original within the meaning of UCP 600 article 20b. The authenticity of this document may be verified at www.sgsonsite.com/authentication. Any holder of this document is advised that information contained hereon reflects the Company's findings at the time of its intervention only and within the limits of client's instructions, if any. The Company's sole responsibility is to its Client and this document does not exonerate parties to a transaction from exercising all their rights and obligations under the transaction documents.



0 dB = 0.034mW/g

Date/Time: 11/03/2009 07:40:03

BODY_WLAN802.11b_CH1_repeated with Memory card

DUT: HT680;

Communication System: Wireless LAN; Frequency: 2412 MHz; Duty Cycle: 1:1

Medium: BODY2450 Medium parameters used: $f = 2412$ MHz; $\sigma = 1.92$ mho/m; $\epsilon_r = 52.6$; $\rho = 1000$ kg/m³

Phantom section: Flat Section

DASY5 Configuration:

- Probe: ES3DV3 - SN3172; ConvF(4.02, 4.02, 4.02); Calibrated: 5/27/2009
- Sensor-Surface: 4mm (Mechanical Surface Detection)
- Electronics: DAE4 Sn856; Calibrated: 5/26/2009
- Phantom: SAM1; Type: SAM;
- Measurement SW: DASY5, V5.0 Build 125; SEMCAD X Version 13.4 Build 125

BODY/Area Scan (61x121x1): Measurement grid: dx=15mm, dy=15mm

Maximum value of SAR (interpolated) = 0.054 mW/g

BODY/Zoom Scan (7x7x7) (5x5x7)/Cube 0: Measurement grid: dx=8mm, dy=8mm, dz=5mm

Reference Value = 3.78 V/m; Power Drift = 0.051 dB

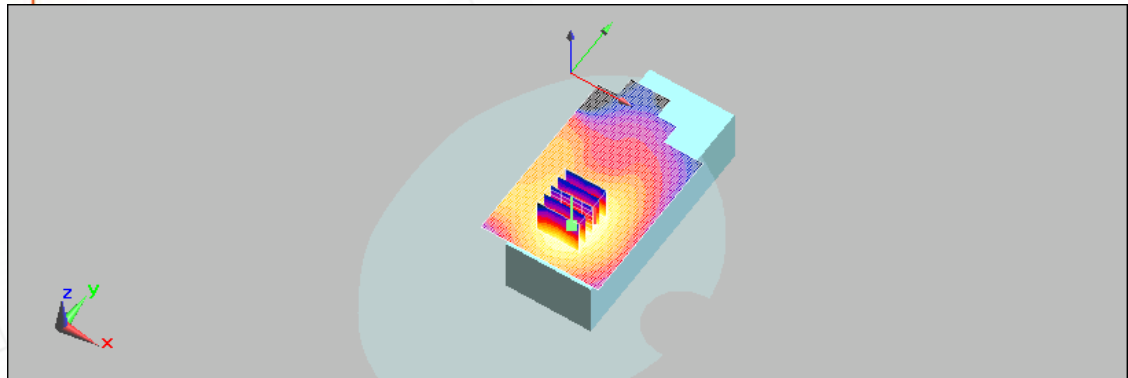
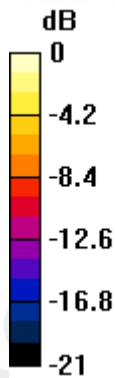
Peak SAR (extrapolated) = 0.091 W/kg

SAR(1 g) = 0.047 mW/g; SAR(10 g) = 0.026 mW/g

Maximum value of SAR (measured) = 0.052 mW/g

Unless otherwise stated the results shown in this test report refer only to the sample(s) tested and such sample(s) are retained for 90 days only. This test report cannot be reproduced, except in full, without prior written permission of the Company. 除非另有說明，此報告結果僅對測試之樣品負責，同時此樣品僅保留90天。本報告未經本公司書面許可，不可部份複製。

This document is issued by the Company subject to its General Conditions of Service (www.sgs.com/terms_and_conditions.htm) and Terms and Conditions for Electronic Documents (www.sgs.com/terms_e-document.htm). Attention is drawn to the limitations of liability, indemnification and jurisdictional issues established therein. Even if printed this electronic document is to be treated as an original within the meaning of UCP 600 article 20b. The authenticity of this document may be verified at www.sgsonsite.com/authentication. Any holder of this document is advised that information contained hereon reflects the Company's findings at the time of its intervention only and within the limits of client's instructions, if any. The Company's sole responsibility is to its Client and this document does not exonerate parties to a transaction from exercising all their rights and obligations under the transaction documents.



0 dB = 0.052mW/g

Date/Time: 11/03/2009 08:09:20

BODY_WLAN802.11b_CH1_repeated with Bluetooth active

DUT: HT680;

Communication System: Wireless LAN; Frequency: 2412 MHz; Duty Cycle: 1:1

Medium: BODY2450 Medium parameters used: $f = 2412$ MHz; $\sigma = 1.92$ mho/m; $\epsilon_r = 52.6$; $\rho = 1000$ kg/m³

Phantom section: Flat Section

DASY5 Configuration:

- Probe: ES3DV3 - SN3172; ConvF(4.02, 4.02, 4.02); Calibrated: 5/27/2009
- Sensor-Surface: 4mm (Mechanical Surface Detection)
- Electronics: DAE4 Sn856; Calibrated: 5/26/2009
- Phantom: SAM1; Type: SAM;
- Measurement SW: DASY5, V5.0 Build 125; SEMCAD X Version 13.4 Build 125

BODY/Area Scan (61x121x1): Measurement grid: dx=15mm, dy=15mm

Maximum value of SAR (interpolated) = 0.048 mW/g

BODY/Zoom Scan (7x7x7) (5x5x7)/Cube 0: Measurement grid: dx=8mm, dy=8mm, dz=5mm

Reference Value = 3.54 V/m; Power Drift = 0.091 dB

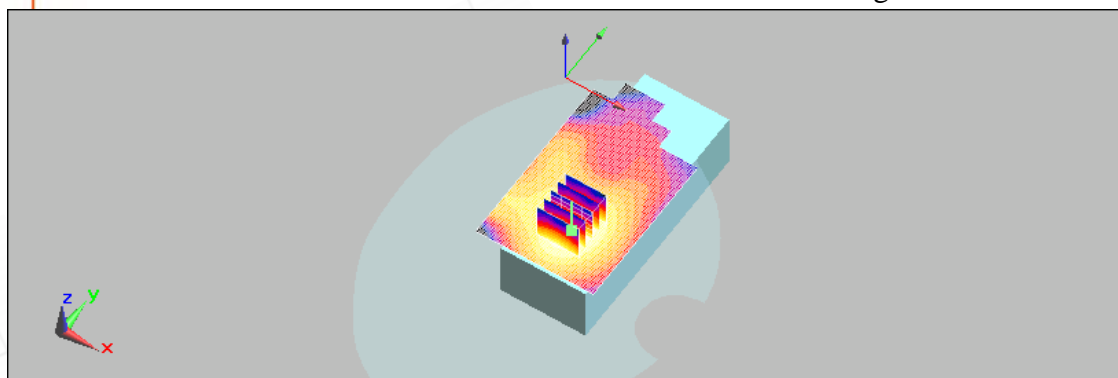
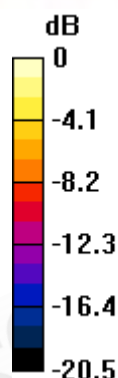
Peak SAR (extrapolated) = 0.080 W/kg

SAR(1 g) = 0.044 mW/g; SAR(10 g) = 0.025 mW/g

Maximum value of SAR (measured) = 0.047 mW/g

Unless otherwise stated the results shown in this test report refer only to the sample(s) tested and such sample(s) are retained for 90 days only. This test report cannot be reproduced, except in full, without prior written permission of the Company. 除非另有說明，此報告結果僅對測試之樣品負責，同時此樣品僅保留90天。本報告未經本公司書面許可，不可部份複製。

This document is issued by the Company subject to its General Conditions of Service (www.sgs.com/terms_and_conditions.htm) and Terms and Conditions for Electronic Documents (www.sgs.com/terms_e-document.htm). Attention is drawn to the limitations of liability, indemnification and jurisdictional issues established therein. Even if printed this electronic document is to be treated as an original within the meaning of UCP 600 article 20b. The authenticity of this document may be verified at www.sgsonsite.com/authentication. Any holder of this document is advised that information contained hereon reflects the Company's findings at the time of its intervention only and within the limits of client's instructions, if any. The Company's sole responsibility is to its Client and this document does not exonerate parties to a transaction from exercising all their rights and obligations under the transaction documents.



0 dB = 0.047mW/g

Date/Time: 11/03/2009 05:50:17

BODY_WLAN802.11g_CH1

DUT: HT680;

Communication System: Wireless LAN; Frequency: 2412 MHz; Duty Cycle: 1:1

Medium: BODY2450 Medium parameters used: $f = 2412$ MHz; $\sigma = 1.92$ mho/m; $\epsilon_r = 52.6$; $\rho = 1000$ kg/m³

Phantom section: Flat Section

DASY5 Configuration:

- Probe: ES3DV3 - SN3172; ConvF(4.02, 4.02, 4.02); Calibrated: 5/27/2009
- Sensor-Surface: 4mm (Mechanical Surface Detection)
- Electronics: DAE4 Sn856; Calibrated: 5/26/2009
- Phantom: SAM1; Type: SAM;
- Measurement SW: DASY5, V5.0 Build 125; SEMCAD X Version 13.4 Build 125

BODY/Area Scan (61x121x1): Measurement grid: dx=15mm, dy=15mm

Maximum value of SAR (interpolated) = 0.026 mW/g

BODY/Zoom Scan (7x7x7) (5x5x7)/Cube 0: Measurement grid: dx=8mm, dy=8mm, dz=5mm

Reference Value = 2.64 V/m; Power Drift = 0.082 dB

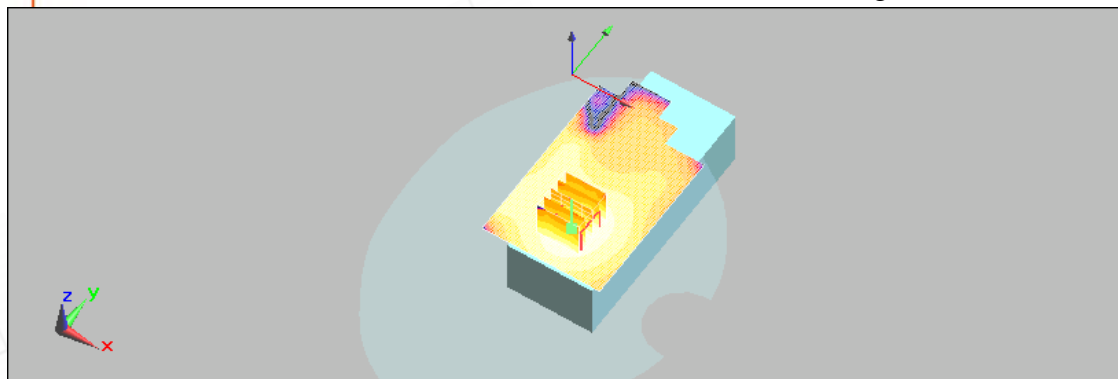
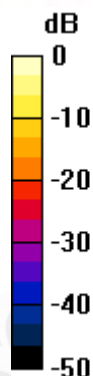
Peak SAR (extrapolated) = 0.045 W/kg

SAR(1 g) = 0.025 mW/g; SAR(10 g) = 0.014 mW/g

Maximum value of SAR (measured) = 0.027 mW/g

Unless otherwise stated the results shown in this test report refer only to the sample(s) tested and such sample(s) are retained for 90 days only. This test report cannot be reproduced, except in full, without prior written permission of the Company. 除非另有說明，此報告結果僅對測試之樣品負責，同時此樣品僅保留90天。本報告未經本公司書面許可，不可部份複製。

This document is issued by the Company subject to its General Conditions of Service (www.sgs.com/terms_and_conditions.htm) and Terms and Conditions for Electronic Documents (www.sgs.com/terms_e-document.htm). Attention is drawn to the limitations of liability, indemnification and jurisdictional issues established therein. Even if printed this electronic document is to be treated as an original within the meaning of UCP 600 article 20b. The authenticity of this document may be verified at www.sgsonsite.com/authentication. Any holder of this document is advised that information contained hereon reflects the Company's findings at the time of its intervention only and within the limits of client's instructions, if any. The Company's sole responsibility is to its Client and this document does not exonerate parties to a transaction from exercising all their rights and obligations under the transaction documents.



0 dB = 0.027mW/g

Date/Time: 11/03/2009 06:19:52

BODY_WLAN802.11g_CH6

DUT: HT680;

Communication System: Wireless LAN; Frequency: 2437 MHz; Duty Cycle: 1:1

Medium: BODY2450 Medium parameters used: $f = 2437$ MHz; $\sigma = 1.96$ mho/m; $\epsilon_r = 52.5$; $\rho = 1000$ kg/m³

Phantom section: Flat Section

DASY5 Configuration:

- Probe: ES3DV3 - SN3172; ConvF(4.02, 4.02, 4.02); Calibrated: 5/27/2009
- Sensor-Surface: 4mm (Mechanical Surface Detection)
- Electronics: DAE4 Sn856; Calibrated: 5/26/2009
- Phantom: SAM1; Type: SAM;
- Measurement SW: DASY5, V5.0 Build 125; SEMCAD X Version 13.4 Build 125

BODY/Area Scan (61x121x1): Measurement grid: dx=15mm, dy=15mm

Maximum value of SAR (interpolated) = 0.025 mW/g

BODY/Zoom Scan (7x7x7) (5x5x7)/Cube 0: Measurement grid: dx=8mm, dy=8mm, dz=5mm

Reference Value = 2.46 V/m; Power Drift = 0.152 dB

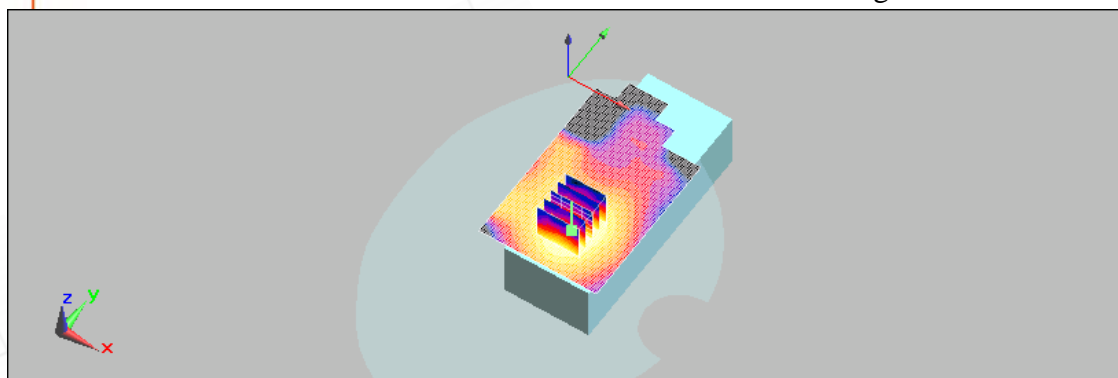
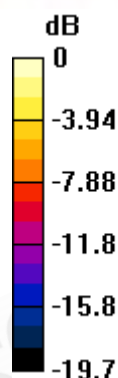
Peak SAR (extrapolated) = 0.041 W/kg

SAR(1 g) = 0.023 mW/g; SAR(10 g) = 0.013 mW/g

Maximum value of SAR (measured) = 0.025 mW/g

Unless otherwise stated the results shown in this test report refer only to the sample(s) tested and such sample(s) are retained for 90 days only. This test report cannot be reproduced, except in full, without prior written permission of the Company. 除非另有說明，此報告結果僅對測試之樣品負責，同時此樣品僅保留90天。本報告未經本公司書面許可，不可部份複製。

This document is issued by the Company subject to its General Conditions of Service (www.sgs.com/terms_and_conditions.htm) and Terms and Conditions for Electronic Documents (www.sgs.com/terms_e-document.htm). Attention is drawn to the limitations of liability, indemnification and jurisdictional issues established therein. Even if printed this electronic document is to be treated as an original within the meaning of UCP 600 article 20b. The authenticity of this document may be verified at www.sgsonsite.com/authentication. Any holder of this document is advised that information contained hereon reflects the Company's findings at the time of its intervention only and within the limits of client's instructions, if any. The Company's sole responsibility is to its Client and this document does not exonerate parties to a transaction from exercising all their rights and obligations under the transaction documents.



0 dB = 0.025mW/g

Date/Time: 11/03/2009 06:46:55

BODY_WLAN802.11g_CH11

DUT: HT680;

Communication System: Wireless LAN; Frequency: 2462 MHz; Duty Cycle: 1:1

Medium: BODY2450 Medium parameters used: $f = 2462 \text{ MHz}$; $\sigma = 1.99 \text{ mho/m}$; $\epsilon_r = 52.5$; $\rho = 1000 \text{ kg/m}^3$

Phantom section: Flat Section

DASY5 Configuration:

- Probe: ES3DV3 - SN3172; ConvF(4.02, 4.02, 4.02); Calibrated: 5/27/2009
- Sensor-Surface: 4mm (Mechanical Surface Detection)
- Electronics: DAE4 Sn856; Calibrated: 5/26/2009
- Phantom: SAM1; Type: SAM;
- Measurement SW: DASY5, V5.0 Build 125; SEMCAD X Version 13.4 Build 125

BODY/Area Scan (61x121x1): Measurement grid: $dx=15\text{mm}$, $dy=15\text{mm}$

Maximum value of SAR (interpolated) = 0.027 mW/g

BODY/Zoom Scan (7x7x7) (5x5x7)/Cube 0: Measurement grid: $dx=8\text{mm}$, $dy=8\text{mm}$, $dz=5\text{mm}$

Reference Value = 2.65 V/m; Power Drift = 0.135 dB

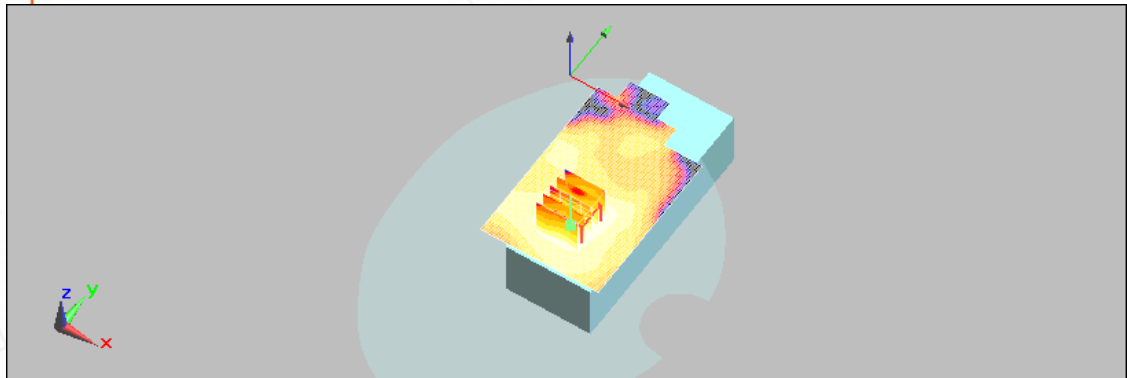
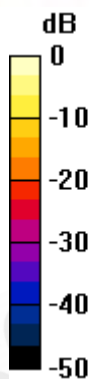
Peak SAR (extrapolated) = 0.047 W/kg

SAR(1 g) = 0.024 mW/g; SAR(10 g) = 0.012 mW/g

Maximum value of SAR (measured) = 0.026 mW/g

Unless otherwise stated the results shown in this test report refer only to the sample(s) tested and such sample(s) are retained for 90 days only. This test report cannot be reproduced, except in full, without prior written permission of the Company. 除非另有說明，此報告結果僅對測試之樣品負責，同時此樣品僅保留90天。本報告未經本公司書面許可，不可部份複製。

This document is issued by the Company subject to its General Conditions of Service (www.sgs.com/terms_and_conditions.htm) and Terms and Conditions for Electronic Documents (www.sgs.com/terms_e-document.htm). Attention is drawn to the limitations of liability, indemnification and jurisdictional issues established therein. Even if printed this electronic document is to be treated as an original within the meaning of UCP 600 article 20b. The authenticity of this document may be verified at www.sgsonsite.com/authentication. Any holder of this document is advised that information contained hereon reflects the Company's findings at the time of its intervention only and within the limits of client's instructions, if any. The Company's sole responsibility is to its Client and this document does not exonerate parties to a transaction from exercising all their rights and obligations under the transaction documents.



0 dB = 0.026mW/g

5. System Verification

Date/Time: 11/02/2009 07:49:54

DUT: Dipole 835 MHz;

Communication System: CW; Frequency: 835 MHz; Duty Cycle: 1:1

Medium: HSL900 Medium parameters used: $f = 835 \text{ MHz}$; $\sigma = 0.905 \text{ mho/m}$; $\epsilon_r = 42.5$; $\rho = 1000 \text{ kg/m}^3$

Phantom section: Flat Section

DASY5 Configuration:

- Probe: ES3DV3 - SN3172; ConvF(5.83, 5.83, 5.83); Calibrated: 5/27/2009
- Sensor-Surface: 3.4mm (Mechanical Surface Detection)
- Electronics: DAE4 Sn856; Calibrated: 5/26/2009
- Phantom: SAM1; Type: SAM;
- Measurement SW: DASY5, V5.0 Build 125; SEMCAD X Version 13.4 Build 125

d=15mm, Pin=250mW, dist=3.4mm: Measurement grid: dx=15mm, dy=15mm

Maximum value of SAR (interpolated) = 2.92 mW/g

d=15mm, Pin=250mW, dist=3.4mm: Measurement grid: dx=8mm, dy=8mm, dz=5mm

Reference Value = 56.5 V/m; Power Drift = 0.00905 dB

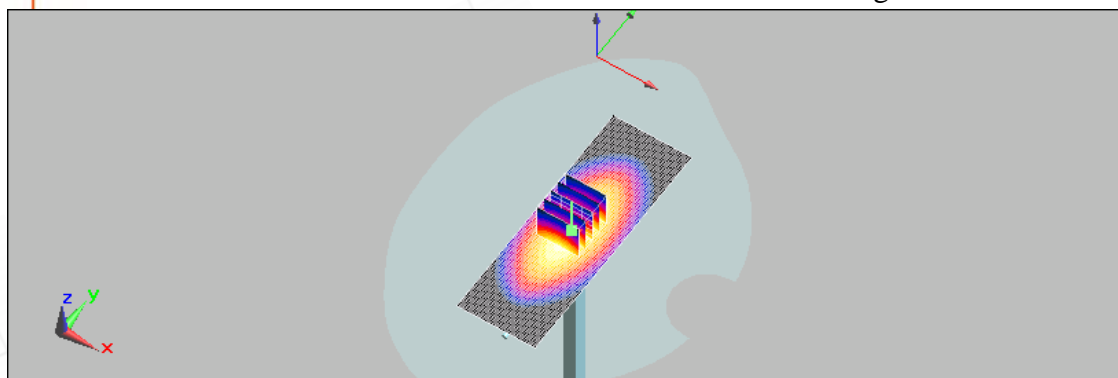
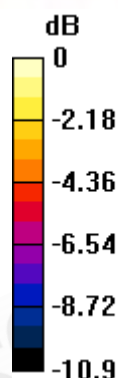
Peak SAR (extrapolated) = 3.8 W/kg

SAR(1 g) = 2.46 mW/g; SAR(10 g) = 1.63 mW/g

Maximum value of SAR (measured) = 2.91 mW/g

Unless otherwise stated the results shown in this test report refer only to the sample(s) tested and such sample(s) are retained for 90 days only. This test report cannot be reproduced, except in full, without prior written permission of the Company. 除非另有說明，此報告結果僅對測試之樣品負責，同時此樣品僅保留90天。本報告未經本公司書面許可，不可部份複製。

This document is issued by the Company subject to its General Conditions of Service (www.sgs.com/terms_and_conditions.htm) and Terms and Conditions for Electronic Documents (www.sgs.com/terms_e-document.htm). Attention is drawn to the limitations of liability, indemnification and jurisdictional issues established therein. Even if printed this electronic document is to be treated as an original within the meaning of UCP 600 article 20b. The authenticity of this document may be verified at www.sgsonsite.com/authentication. Any holder of this document is advised that information contained hereon reflects the Company's findings at the time of its intervention only and within the limits of client's instructions, if any. The Company's sole responsibility is to its Client and this document does not exonerate parties to a transaction from exercising all their rights and obligations under the transaction documents.



0 dB = 2.91mW/g

Date/Time: 11/02/2009 21:42:11

DUT: Dipole 835 MHz;

Communication System: CW; Frequency: 835 MHz; Duty Cycle: 1:1

Medium: BODY900 Medium parameters used: $f = 835 \text{ MHz}$; $\sigma = 0.979 \text{ mho/m}$; $\epsilon_r = 52.6$; $\rho = 1000 \text{ kg/m}^3$

Phantom section: Flat Section

DASY5 Configuration:

- Probe: ES3DV3 - SN3172; ConvF(5.81, 5.81, 5.81); Calibrated: 5/27/2009
- Sensor-Surface: 3.4mm (Mechanical Surface Detection)
- Electronics: DAE4 Sn856; Calibrated: 5/26/2008
- Phantom: SAM1; Type: SAM;
- Measurement SW: DASY5, V5.0 Build 125; SEMCAD X Version 13.4 Build 125

d=15mm, Pin=250mW, dist=3.4mm: Measurement grid: dx=15mm, dy=15mm

Maximum value of SAR (interpolated) = 2.78 mW/g

d=15mm, Pin=250mW, dist=3.4mm: Measurement grid: dx=8mm, dy=8mm, dz=5mm

Reference Value = 55.1 V/m; Power Drift = -0.00149 dB

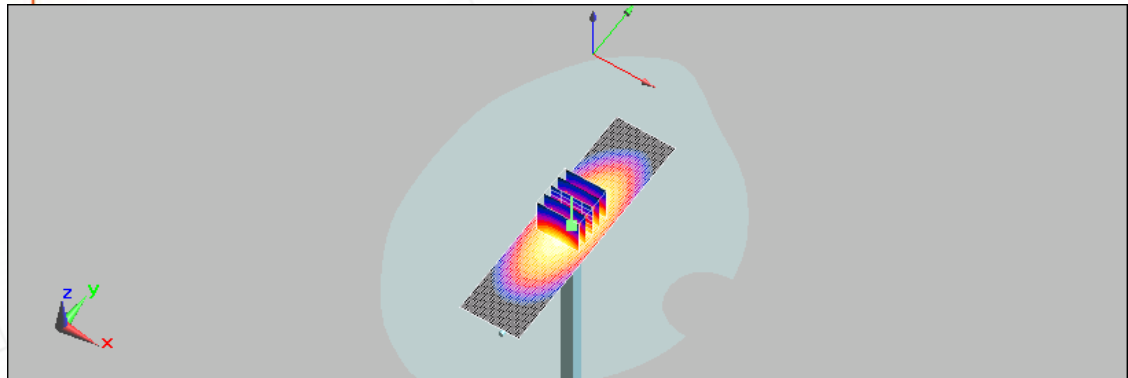
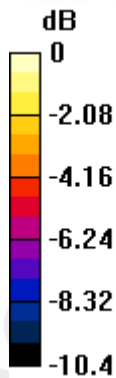
Peak SAR (extrapolated) = 3.64 W/kg

SAR(1 g) = 2.51 mW/g; SAR(10 g) = 1.66 mW/g

Maximum value of SAR (measured) = 2.84 mW/g

Unless otherwise stated the results shown in this test report refer only to the sample(s) tested and such sample(s) are retained for 90 days only. This test report cannot be reproduced, except in full, without prior written permission of the Company. 除非另有說明，此報告結果僅對測試之樣品負責，同時此樣品僅保留90天。本報告未經本公司書面許可，不可部份複製。

This document is issued by the Company subject to its General Conditions of Service (www.sgs.com/terms_and_conditions.htm) and Terms and Conditions for Electronic Documents (www.sgs.com/terms_e-document.htm). Attention is drawn to the limitations of liability, indemnification and jurisdictional issues established therein. Even if printed this electronic document is to be treated as an original within the meaning of UCP 600 article 20b. The authenticity of this document may be verified at www.sgsonsite.com/authentication. Any holder of this document is advised that information contained hereon reflects the Company's findings at the time of its intervention only and within the limits of client's instructions, if any. The Company's sole responsibility is to its Client and this document does not exonerate parties to a transaction from exercising all their rights and obligations under the transaction documents.



0 dB = 2.84mW/g

Date/Time: 11/02/2009 00:21:22

DUT: Dipole 1900 MHz;

Communication System: CW; Frequency: 1900 MHz; Duty Cycle: 1:1

Medium: HSL1900 Medium parameters used: $f = 1900 \text{ MHz}$; $\sigma = 1.46 \text{ mho/m}$; $\epsilon_r = 38.2$; $\rho = 1000 \text{ kg/m}^3$

Phantom section: Flat Section

DASY5 Configuration:

- Probe: ES3DV3 - SN3172; ConvF(4.86, 4.86, 4.86); Calibrated: 5/27/2009
- Sensor-Surface: 3.4mm (Mechanical Surface Detection)
- Electronics: DAE4 Sn856; Calibrated: 5/26/2009
- Phantom: SAM1; Type: SAM;
- Measurement SW: DASY5, V5.0 Build 125; SEMCAD X Version 13.4 Build 125

d=10mm, Pin=250mW, dist=3.4mm: Measurement grid: dx=15mm, dy=15mm

Maximum value of SAR (interpolated) = 13.3 mW/g

d=10mm, Pin=250mW, dist=3.4mm: Measurement grid: dx=8mm, dy=8mm, dz=5mm

Reference Value = 96.2 V/m; Power Drift = -0.015 dB

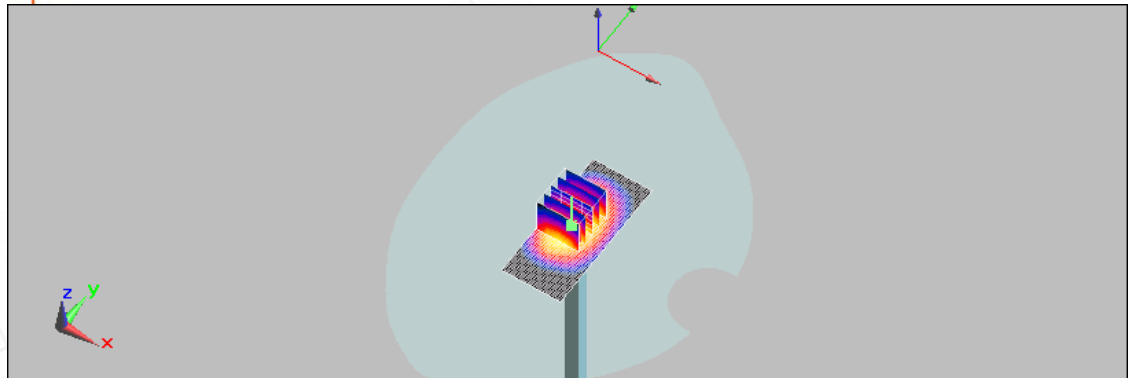
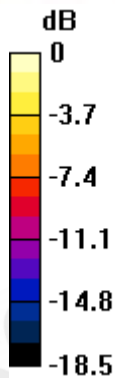
Peak SAR (extrapolated) = 19.2 W/kg

SAR(1 g) = 10.2 mW/g; SAR(10 g) = 5.41 mW/g

Maximum value of SAR (measured) = 12.6 mW/g

Unless otherwise stated the results shown in this test report refer only to the sample(s) tested and such sample(s) are retained for 90 days only. This test report cannot be reproduced, except in full, without prior written permission of the Company. 除非另有說明，此報告結果僅對測試之樣品負責，同時此樣品僅保留90天。本報告未經本公司書面許可，不可部份複製。

This document is issued by the Company subject to its General Conditions of Service (www.sgs.com/terms_and_conditions.htm) and Terms and Conditions for Electronic Documents (www.sgs.com/terms_e-document.htm). Attention is drawn to the limitations of liability, indemnification and jurisdictional issues established therein. Even if printed this electronic document is to be treated as an original within the meaning of UCP 600 article 20b. The authenticity of this document may be verified at www.sgs.com/authentication. Any holder of this document is advised that information contained hereon reflects the Company's findings at the time of its intervention only and within the limits of client's instructions, if any. The Company's sole responsibility is to its Client and this document does not exonerate parties to a transaction from exercising all their rights and obligations under the transaction documents.



0 dB = 12.6mW/g

Date/Time: 11/02/2009 17:09:12

DUT: Dipole 1900 MHz;

Communication System: CW; Frequency: 1900 MHz; Duty Cycle: 1:1

Medium: BODY1900 Medium parameters used: $f = 1900 \text{ MHz}$; $\sigma = 1.6 \text{ mho/m}$; $\epsilon_r = 52.9$; $\rho = 1000 \text{ kg/m}^3$

Phantom section: Flat Section

DASY5 Configuration:

- Probe: ES3DV3 - SN3172; ConvF(4.54, 4.54, 4.54); Calibrated: 5/27/2009
- Sensor-Surface: 3.4mm (Mechanical Surface Detection)
- Electronics: DAE4 Sn856; Calibrated: 5/26/2009
- Phantom: SAM1; Type: SAM;
- Measurement SW: DASY5, V5.0 Build 125; SEMCAD X Version 13.4 Build 125

d=10mm, Pin=250mW, dist=3.4mm: Measurement grid: dx=15mm, dy=15mm

Maximum value of SAR (interpolated) = 14 mW/g

d=10mm, Pin=250mW, dist=3.4mm: Measurement grid: dx=8mm, dy=8mm, dz=5mm

Reference Value = 95.2 V/m; Power Drift = 0.00375 dB

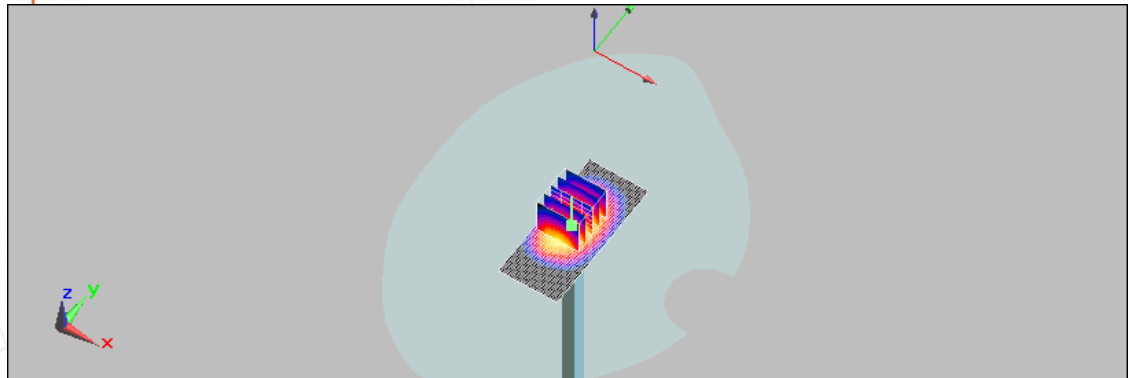
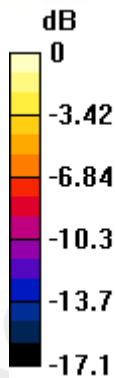
Peak SAR (extrapolated) = 19.8 W/kg

SAR(1 g) = 10.8 mW/g; SAR(10 g) = 5.66 mW/g

Maximum value of SAR (measured) = 13.4 mW/g

Unless otherwise stated the results shown in this test report refer only to the sample(s) tested and such sample(s) are retained for 90 days only. This test report cannot be reproduced, except in full, without prior written permission of the Company. 除非另有說明，此報告結果僅對測試之樣品負責，同時此樣品僅保留90天。本報告未經本公司書面許可，不可部份複製。

This document is issued by the Company subject to its General Conditions of Service (www.sgs.com/terms_and_conditions.htm) and Terms and Conditions for Electronic Documents (www.sgs.com/terms_e-document.htm). Attention is drawn to the limitations of liability, indemnification and jurisdictional issues established therein. Even if printed this electronic document is to be treated as an original within the meaning of UCP 600 article 20b. The authenticity of this document may be verified at www.sgsonsite.com/authentication. Any holder of this document is advised that information contained hereon reflects the Company's findings at the time of its intervention only and within the limits of client's instructions, if any. The Company's sole responsibility is to its Client and this document does not exonerate parties to a transaction from exercising all their rights and obligations under the transaction documents.



0 dB = 13.4mW/g

Date/Time: 11/03/2009 03:19:21

DUT: Dipole 2450 MHz;

Communication System: CW; Frequency: 2450 MHz; Duty Cycle: 1:1

Medium: BODY2450 Medium parameters used: $f = 2450 \text{ MHz}$; $\sigma = 1.98 \text{ mho/m}$; $\epsilon_r = 52.4$; $\rho = 1000 \text{ kg/m}^3$

Phantom section: Flat Section

DASY5 Configuration:

- Probe: ES3DV3 - SN3172; ConvF(4.02, 4.02, 4.02); Calibrated: 5/27/2009
- Sensor-Surface: 3.4mm (Mechanical Surface Detection)
- Electronics: DAE4 Sn856; Calibrated: 5/26/2009
- Phantom: SAM1; Type: SAM;
- Measurement SW: DASY5, V5.0 Build 125; SEMCAD X Version 13.4 Build 125

d=10mm, Pin=250mW, dist=3.4mm: Measurement grid: dx=15mm, dy=15mm

Maximum value of SAR (interpolated) = 17.8 mW/g

d=10mm, Pin=250mW, dist=3.4mm: Measurement grid: dx=8mm, dy=8mm, dz=5mm

Reference Value = 96.4 V/m; Power Drift = 0.018 dB

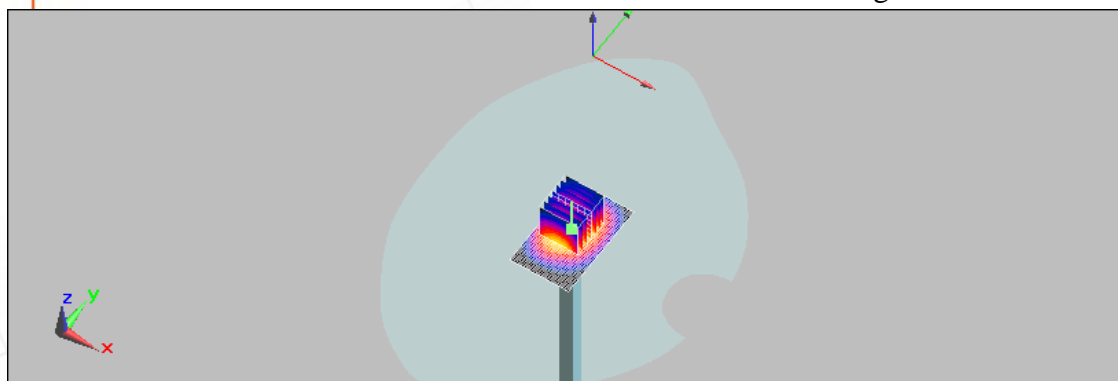
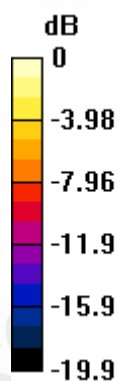
Peak SAR (extrapolated) = 28.4 W/kg

SAR(1 g) = 13.8 mW/g; SAR(10 g) = 6.41 mW/g

Maximum value of SAR (measured) = 17.9 mW/g

Unless otherwise stated the results shown in this test report refer only to the sample(s) tested and such sample(s) are retained for 90 days only. This test report cannot be reproduced, except in full, without prior written permission of the Company. 除非另有說明，此報告結果僅對測試之樣品負責，同時此樣品僅保留90天。本報告未經本公司書面許可，不可部份複製。

This document is issued by the Company subject to its General Conditions of Service (www.sgs.com/terms_and_conditions.htm) and Terms and Conditions for Electronic Documents (www.sgs.com/terms_e-document.htm). Attention is drawn to the limitations of liability, indemnification and jurisdictional issues established therein. Even if printed this electronic document is to be treated as an original within the meaning of UCP 600 article 20b. The authenticity of this document may be verified at www.sgsonsite.com/authentication. Any holder of this document is advised that information contained hereon reflects the Company's findings at the time of its intervention only and within the limits of client's instructions, if any. The Company's sole responsibility is to its Client and this document does not exonerate parties to a transaction from exercising all their rights and obligations under the transaction documents.



0 dB = 17.9mW/g

Unless otherwise stated the results shown in this test report refer only to the sample(s) tested and such sample(s) are retained for 90 days only. This test report cannot be reproduced, except in full, without prior written permission of the Company. 除非另有說明，此報告結果僅對測試之樣品負責，同時此樣品僅保留90天。本報告未經本公司書面許可，不可部份複製。

This document is issued by the Company subject to its General Conditions of Service (www.sgs.com/terms_and_conditions.htm) and Terms and Conditions for Electronic Documents (www.sgs.com/terms_e-document.htm). Attention is drawn to the limitations of liability, indemnification and jurisdictional issues established therein. Even if printed this electronic document is to be treated as an original within the meaning of UCP 600 article 20b. The authenticity of this document may be verified at www.sgsonsite.com/authentication. Any holder of this document is advised that information contained hereon reflects the Company's findings at the time of its intervention only and within the limits of client's instructions, if any. The Company's sole responsibility is to its Client and this document does not exonerate parties to a transaction from exercising all their rights and obligations under the transaction documents.

6. DAE & Probe Calibration certificate

Calibration Laboratory of
Schmid & Partner
Engineering AG
Zeughausstrasse 43, 8004 Zurich, Switzerland



S Schweizerischer Kalibrierdienst
C Service suisse d'étalonnage
C Servizio svizzero di taratura
S Swiss Calibration Service

Accredited by the Swiss Accreditation Service (SAS)
The Swiss Accreditation Service is one of the signatories to the EA
Multilateral Agreement for the recognition of calibration certificates

Accreditation No.: SCS 108

Client **SGS (Auden)**

Certificate No: DAE4-856_May09

CALIBRATION CERTIFICATE

Object **DAE4 - SD 000 D04 BJ - SN: 856**

Calibration procedure(s) **QA CAL-06.v12
Calibration procedure for the data acquisition electronics (DAE)**

Calibration date: **May 26, 2009**

Condition of the calibrated item **In Tolerance**

This calibration certificate documents the traceability to national standards, which realize the physical units of measurements (SI).
The measurements and the uncertainties with confidence probability are given on the following pages and are part of the certificate.

All calibrations have been conducted in the closed laboratory facility: environment temperature (22 ± 3)°C and humidity < 70%.

Calibration Equipment used (M&TE critical for calibration)

| Primary Standards | ID # | Cal Date (Certificate No.) | Scheduled Calibration |
|-----------------------------------|--------------------|----------------------------|------------------------|
| Fluke Process Calibrator Type 702 | SN: 6295803 | 30-Sep-08 (No: 7673) | Sep-09 |
| Keithley Multimeter Type 2001 | SN: 0810278 | 30-Sep-08 (No: 7670) | Sep-09 |
| Secondary Standards | ID # | Check Date (in house) | Scheduled Check |
| Calibrator Box V1.1 | SE UMS 006 AB 1004 | 06-Jun-08 (in house check) | In house check: Jun-09 |

| | | | |
|----------------|---------------------------|------------------------|---------------|
| Calibrated by: | Name Dominique Steffen | Function Technician | Signature |
| Approved by: | Fin Bornholt | R&D Director | |

Issued: May 26, 2009

This calibration certificate shall not be reproduced except in full without written approval of the laboratory.

Certificate No: DAE4-856_May09

Page 1 of 5

Unless otherwise stated the results shown in this test report refer only to the sample(s) tested and such sample(s) are retained for 90 days only. This test report cannot be reproduced, except in full, without prior written permission of the Company. 除非另有說明，此報告結果僅對測試之樣品負責，同時此樣品僅保留90天。本報告未經本公司書面許可，不可部份複製。

This document is issued by the Company subject to its General Conditions of Service (www.sgs.com/terms_and_conditions.htm) and Terms and Conditions for Electronic Documents (www.sgs.com/terms_e-document.htm). Attention is drawn to the limitations of liability, indemnification and jurisdictional issues established therein. Even if printed this electronic document is to be treated as an original within the meaning of UCP 600 article 20b. The authenticity of this document may be verified at www.sgsonsite.com/authentication. Any holder of this document is advised that information contained hereon reflects the Company's findings at the time of its intervention only and within the limits of client's instructions, if any. The Company's sole responsibility is to its Client and this document does not exonerate parties to a transaction from exercising all their rights and obligations under the transaction documents.

Calibration Laboratory of
Schmid & Partner
Engineering AG
Zeughausstrasse 43, 8004 Zurich, Switzerland



S Schweizerischer Kalibrierdienst
C Service suisse d'étalonnage
S Servizio svizzero di taratura
S Swiss Calibration Service

Accredited by the Swiss Accreditation Service (SAS)
The Swiss Accreditation Service is one of the signatories to the EA
Multilateral Agreement for the recognition of calibration certificates

Accreditation No.: **SCS 108**

Client **SGS (Auden)**

Certificate No: **ES3-3172_May09**

CALIBRATION CERTIFICATE

Object **ES3DV3 - SN:3172**

Calibration procedure(s) **QA CAL-01.v6 and QA CAL-23.v3
Calibration procedure for dosimetric E-field probes**

Calibration date: **May 27, 2009**

Condition of the calibrated item **In Tolerance**

This calibration certificate documents the traceability to national standards, which realize the physical units of measurements (SI).
The measurements and the uncertainties with confidence probability are given on the following pages and are part of the certificate.

All calibrations have been conducted in the closed laboratory facility: environment temperature $(22 \pm 3)^{\circ}\text{C}$ and humidity $< 70\%$.

Calibration Equipment used (M&TE critical for calibration)

| Primary Standards | ID # | Cal Date (Certificate No.) | Scheduled Calibration |
|----------------------------|-----------------|-------------------------------|-----------------------|
| Power meter E4419B | GB41293874 | 1-Apr-09 (No. 217-01030) | Apr-10 |
| Power sensor E4412A | MY41495277 | 1-Apr-09 (No. 217-01030) | Apr-10 |
| Power sensor E4412A | MY41498087 | 1-Apr-09 (No. 217-01030) | Apr-10 |
| Reference 3 dB Attenuator | SN: S5054 (3c) | 31-Mar-09 (No. 217-01026) | Mar-10 |
| Reference 20 dB Attenuator | SN: S5086 (20b) | 31-Mar-09 (No. 217-01028) | Mar-10 |
| Reference 30 dB Attenuator | SN: S5129 (30b) | 31-Mar-09 (No. 217-01027) | Mar-10 |
| Reference Probe ES3DV2 | SN: 3013 | 2-Jan-09 (No. ES3-3013_Jan09) | Jan-10 |
| DAE4 | SN: 660 | 9-Sep-08 (No. DAE4-660_Sep08) | Sep-09 |

| Secondary Standards | ID # | Check Date (in house) | Scheduled Check |
|---------------------------|--------------|-----------------------------------|------------------------|
| RF generator HP 8648C | US3642U01700 | 4-Aug-99 (in house check Oct-07) | In house check: Oct-09 |
| Network Analyzer HP 8753E | US37390585 | 18-Oct-01 (in house check Oct-08) | In house check: Oct-09 |

| | | | |
|----------------|-------------------------------|--|---------------|
| Calibrated by: | Name Jeton Kastrati | Function Laboratory Technician | Signature |
| Approved by: | Name Katja Pokovic | Function Technical Manager | Signature |

Issued: May 27, 2009

This calibration certificate shall not be reproduced except in full without written approval of the laboratory.

Certificate No: **ES3-3172_May09**

Page 1 of 9

Unless otherwise stated the results shown in this test report refer only to the sample(s) tested and such sample(s) are retained for 90 days only. This test report cannot be reproduced, except in full, without prior written permission of the Company. 除非另有說明，此報告結果僅對測試之樣品負責，同時此樣品僅保留90天。本報告未經本公司書面許可，不可部份複製。

This document is issued by the Company subject to its General Conditions of Service (www.sgs.com/terms_and_conditions.htm) and Terms and Conditions for Electronic Documents (www.sgs.com/terms_e-document.htm). Attention is drawn to the limitations of liability, indemnification and jurisdictional issues established therein. Even if printed this electronic document is to be treated as an original within the meaning of UCP 600 article 20b. The authenticity of this document may be verified at www.sgsonsite.com/authentication. Any holder of this document is advised that information contained hereon reflects the Company's findings at the time of its intervention only and within the limits of client's instructions, if any. The Company's sole responsibility is to its Client and this document does not exonerate parties to a transaction from exercising all their rights and obligations under the transaction documents.

Calibration Laboratory of
Schmid & Partner
Engineering AG
Zeughausstrasse 43, 8004 Zurich, Switzerland



S Schweizerischer Kalibrierdienst
C Service suisse d'étalonnage
S Servizio svizzero di taratura
S Swiss Calibration Service

Accredited by the Swiss Accreditation Service (SAS)

The Swiss Accreditation Service is one of the signatories to the EA
Multilateral Agreement for the recognition of calibration certificates

Accreditation No.: SCS 108

Glossary:

| | |
|--------------------------|--|
| TSL | tissue simulating liquid |
| NORM _{x,y,z} | sensitivity in free space |
| ConvF | sensitivity in TSL / NORM _{x,y,z} |
| DCP | diode compression point |
| Polarization φ | φ rotation around probe axis |
| Polarization ϑ | ϑ rotation around an axis that is in the plane normal to probe axis (at measurement center), i.e., $\vartheta = 0$ is normal to probe axis |

Calibration is Performed According to the Following Standards:

- IEEE Std 1528-2003, "IEEE Recommended Practice for Determining the Peak Spatial-Averaged Specific Absorption Rate (SAR) in the Human Head from Wireless Communications Devices: Measurement Techniques", December 2003
- IEC 62209-1, "Procedure to measure the Specific Absorption Rate (SAR) for hand-held devices used in close proximity to the ear (frequency range of 300 MHz to 3 GHz)", February 2005

Methods Applied and Interpretation of Parameters:

- NORM_{x,y,z}**: Assessed for E-field polarization $\vartheta = 0$ ($f \leq 900$ MHz in TEM-cell; $f > 1800$ MHz: R22 waveguide). NORM_{x,y,z} are only intermediate values, i.e., the uncertainties of NORM_{x,y,z} does not effect the E²-field uncertainty inside TSL (see below ConvF).
- NORM(f)_{x,y,z}** = NORM_{x,y,z} * frequency_response (see Frequency Response Chart). This linearization is implemented in DASY4 software versions later than 4.2. The uncertainty of the frequency response is included in the stated uncertainty of ConvF.
- DCPx,y,z**: DCP are numerical linearization parameters assessed based on the data of power sweep (no uncertainty required). DCP does not depend on frequency nor media.
- ConvF and Boundary Effect Parameters**: Assessed in flat phantom using E-field (or Temperature Transfer Standard for $f \leq 800$ MHz) and inside waveguide using analytical field distributions based on power measurements for $f > 800$ MHz. The same setups are used for assessment of the parameters applied for boundary compensation (alpha, depth) of which typical uncertainty values are given. These parameters are used in DASY4 software to improve probe accuracy close to the boundary. The sensitivity in TSL corresponds to NORM_{x,y,z} * ConvF whereby the uncertainty corresponds to that given for ConvF. A frequency dependent ConvF is used in DASY version 4.4 and higher which allows extending the validity from ± 50 MHz to ± 100 MHz.
- Spherical isotropy (3D deviation from isotropy)**: in a field of low gradients realized using a flat phantom exposed by a patch antenna.
- Sensor Offset**: The sensor offset corresponds to the offset of virtual measurement center from the probe tip (on probe axis). No tolerance required.

ES3DV3 SN:3172

May 27, 2009

Probe ES3DV3

SN:3172

| | |
|------------------|------------------|
| Manufactured: | January 23, 2008 |
| Last calibrated: | June 23, 2008 |
| Recalibrated: | May 27, 2009 |

Calibrated for DASY Systems

(Note: non-compatible with DASY2 system!)

Unless otherwise stated the results shown in this test report refer only to the sample(s) tested and such sample(s) are retained for 90 days only. This test report cannot be reproduced, except in full, without prior written permission of the Company. 除非另有說明，此報告結果僅對測試之樣品負責，同時此樣品僅保留90天。本報告未經本公司書面許可，不可部份複製。

This document is issued by the Company subject to its General Conditions of Service (www.sgs.com/terms_and_conditions.htm) and Terms and Conditions for Electronic Documents (www.sgs.com/terms_e-document.htm). Attention is drawn to the limitations of liability, indemnification and jurisdictional issues established therein. Even if printed this electronic document is to be treated as an original within the meaning of UCP 600 article 20b. The authenticity of this document may be verified at www.sgsonsite.com/authentication. Any holder of this document is advised that information contained hereon reflects the Company's findings at the time of its intervention only and within the limits of client's instructions, if any. The Company's sole responsibility is to its Client and this document does not exonerate parties to a transaction from exercising all their rights and obligations under the transaction documents.

ES3DV3 SN:3172

May 27, 2009

DASY - Parameters of Probe: ES3DV3 SN:3172**Sensitivity in Free Space^A****Diode Compression^B**

| | | | | |
|-------|--------------|-------------------------------------|-------|-------|
| NormX | 1.41 ± 10.1% | $\mu\text{V}/(\text{V}/\text{m})^2$ | DCP X | 94 mV |
| NormY | 1.17 ± 10.1% | $\mu\text{V}/(\text{V}/\text{m})^2$ | DCP Y | 93 mV |
| NormZ | 0.96 ± 10.1% | $\mu\text{V}/(\text{V}/\text{m})^2$ | DCP Z | 94 mV |

Sensitivity in Tissue Simulating Liquid (Conversion Factors)

Please see Page 8.

Boundary Effect**TSL 900 MHz Typical SAR gradient: 5 % per mm**

| | | |
|--|--------|--------|
| Sensor Center to Phantom Surface Distance | 3.0 mm | 4.0 mm |
| SAR _{be} [%] Without Correction Algorithm | 9.6 | 5.4 |
| SAR _{be} [%] With Correction Algorithm | 0.9 | 0.7 |

TSL 1810 MHz Typical SAR gradient: 10 % per mm

| | | |
|--|--------|--------|
| Sensor Center to Phantom Surface Distance | 3.0 mm | 4.0 mm |
| SAR _{be} [%] Without Correction Algorithm | 9.2 | 5.4 |
| SAR _{be} [%] With Correction Algorithm | 0.7 | 0.4 |

Sensor Offset

Probe Tip to Sensor Center 2.0 mm

The reported uncertainty of measurement is stated as the standard uncertainty of measurement multiplied by the coverage factor $k=2$, which for a normal distribution corresponds to a coverage probability of approximately 95%.

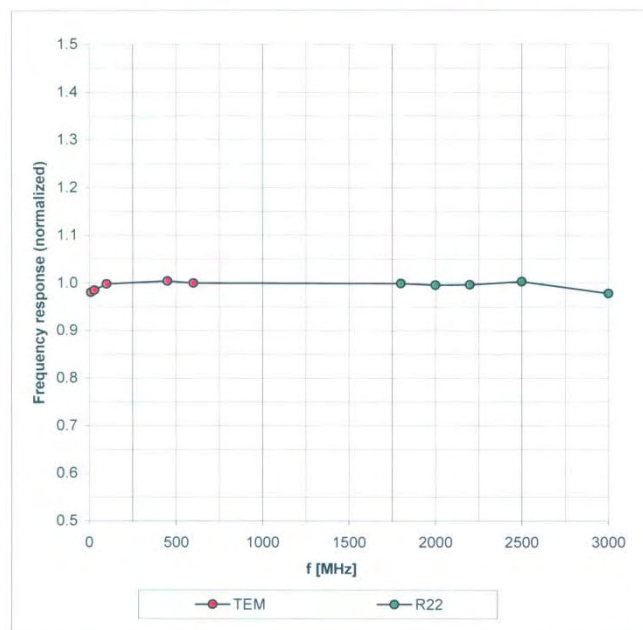
^A The uncertainties of NormX,Y,Z do not affect the E^2 -field uncertainty inside TSL (see Page 8).^B Numerical linearization parameter: uncertainty not required.

ES3DV3 SN:3172

May 27, 2009

Frequency Response of E-Field

(TEM-Cell:ifi110 EXX, Waveguide: R22)



Uncertainty of Frequency Response of E-field: $\pm 6.3\%$ ($k=2$)

Certificate No: ES3-3172_May09

Page 5 of 9

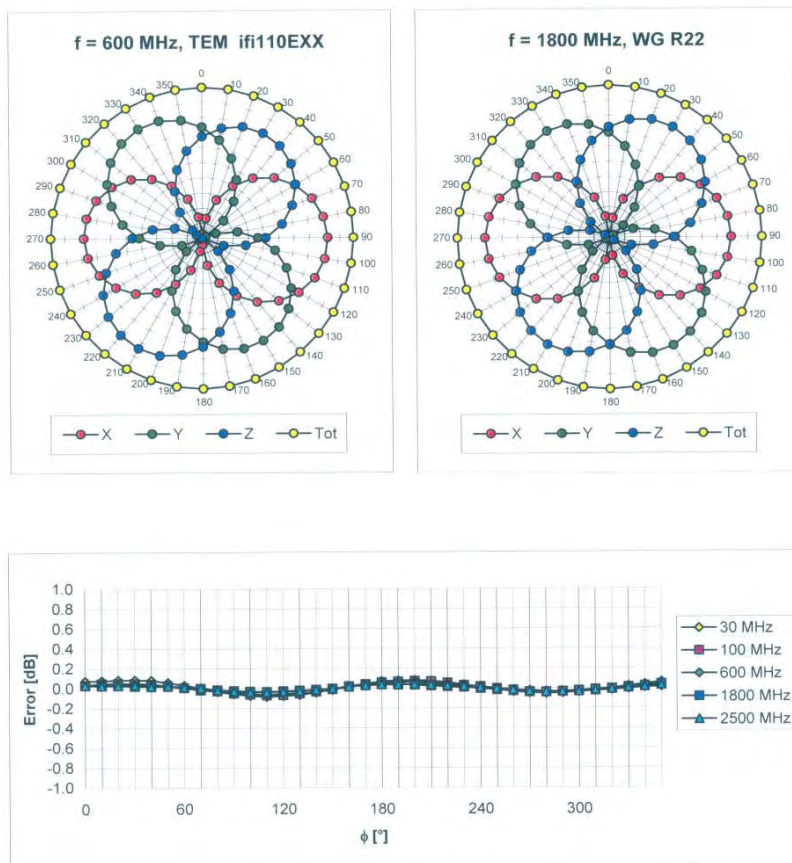
Unless otherwise stated the results shown in this test report refer only to the sample(s) tested and such sample(s) are retained for 90 days only. This test report cannot be reproduced, except in full, without prior written permission of the Company. 除非另有說明，此報告結果僅對測試之樣品負責，同時此樣品僅保留90天。本報告未經本公司書面許可，不可部份複製。

This document is issued by the Company subject to its General Conditions of Service (www.sgs.com/terms_and_conditions.htm) and Terms and Conditions for Electronic Documents (www.sgs.com/terms_e-document.htm). Attention is drawn to the limitations of liability, indemnification and jurisdictional issues established therein. Even if printed this electronic document is to be treated as an original within the meaning of UCP 600 article 20b. The authenticity of this document may be verified at www.sgsonsite.com/authentication. Any holder of this document is advised that information contained hereon reflects the Company's findings at the time of its intervention only and within the limits of client's instructions, if any. The Company's sole responsibility is to its Client and this document does not exonerate parties to a transaction from exercising all their rights and obligations under the transaction documents.

ES3DV3 SN:3172

May 27, 2009

Receiving Pattern (ϕ), $\theta = 0^\circ$



Uncertainty of Axial Isotropy Assessment: $\pm 0.5\%$ ($k=2$)

Certificate No: ES3-3172_May09

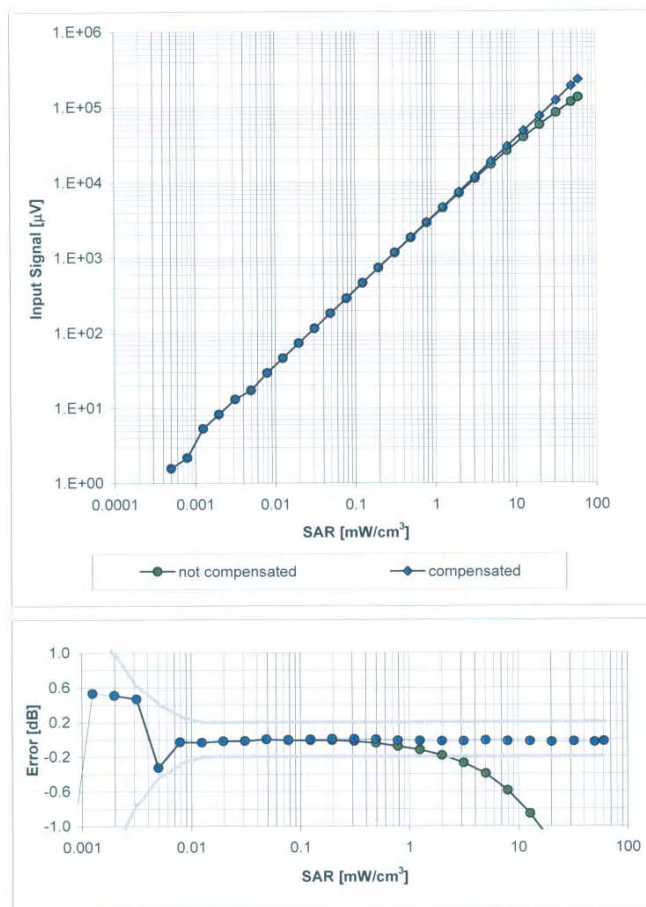
Page 6 of 9

Unless otherwise stated the results shown in this test report refer only to the sample(s) tested and such sample(s) are retained for 90 days only. This test report cannot be reproduced, except in full, without prior written permission of the Company. 除非另有說明，此報告結果僅對測試之樣品負責，同時此樣品僅保留90天。本報告未經本公司書面許可，不可部份複製。
This document is issued by the Company subject to its General Conditions of Service (www.sgs.com/terms_and_conditions.htm) and Terms and Conditions for Electronic Documents (www.sgs.com/terms_e-document.htm). Attention is drawn to the limitations of liability, indemnification and jurisdictional issues established therein. Even if printed this electronic document is to be treated as an original within the meaning of UCP 600 article 20b. The authenticity of this document may be verified at www.sgsonsite.com/authentication. Any holder of this document is advised that information contained hereon reflects the Company's findings at the time of its intervention only and within the limits of client's instructions, if any. The Company's sole responsibility is to its Client and this document does not exonerate parties to a transaction from exercising all their rights and obligations under the transaction documents.

ES3DV3 SN:3172

May 27, 2009

Dynamic Range $f(\text{SAR}_{\text{head}})$ (Waveguide R22, $f = 1800 \text{ MHz}$)

Uncertainty of Linearity Assessment: $\pm 0.6\%$ ($k=2$)

Certificate No: ES3-3172_May09

Page 7 of 9

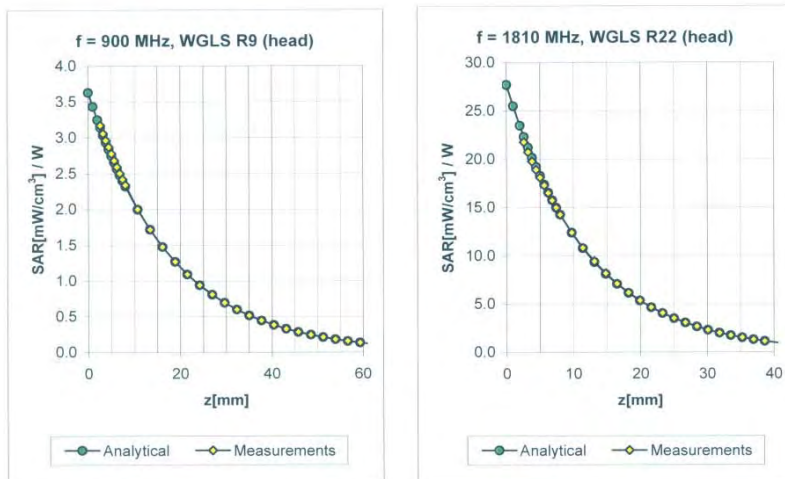
Unless otherwise stated the results shown in this test report refer only to the sample(s) tested and such sample(s) are retained for 90 days only. This test report cannot be reproduced, except in full, without prior written permission of the Company. 除非另有說明，此報告結果僅對測試之樣品負責，同時此樣品僅保留90天。本報告未經本公司書面許可，不可部份複製。

This document is issued by the Company subject to its General Conditions of Service (www.sgs.com/terms_and_conditions.htm) and Terms and Conditions for Electronic Documents (www.sgs.com/terms_e-document.htm). Attention is drawn to the limitations of liability, indemnification and jurisdictional issues established therein. Even if printed this electronic document is to be treated as an original within the meaning of UCP 600 article 20b. The authenticity of this document may be verified at www.sgsonsite.com/authentication. Any holder of this document is advised that information contained hereon reflects the Company's findings at the time of its intervention only and within the limits of client's instructions, if any. The Company's sole responsibility is to its Client and this document does not exonerate parties to a transaction from exercising all their rights and obligations under the transaction documents.

ES3DV3 SN:3172

May 27, 2009

Conversion Factor Assessment



| f [MHz] | Validity [MHz] ^c | TSL | Permittivity | Conductivity | Alpha | Depth | ConvF Uncertainty |
|---------|-----------------------------|------|--------------|--------------|-------|-------|--------------------|
| 835 | ± 50 / ± 100 | Head | 41.5 ± 5% | 0.90 ± 5% | 0.86 | 1.08 | 5.83 ± 11.0% (k=2) |
| 900 | ± 50 / ± 100 | Head | 41.5 ± 5% | 0.97 ± 5% | 0.87 | 1.08 | 5.65 ± 11.0% (k=2) |
| 1750 | ± 50 / ± 100 | Head | 40.1 ± 5% | 1.37 ± 5% | 0.35 | 1.81 | 4.99 ± 11.0% (k=2) |
| 1810 | ± 50 / ± 100 | Head | 40.0 ± 5% | 1.40 ± 5% | 0.38 | 1.73 | 4.86 ± 11.0% (k=2) |
| 1950 | ± 50 / ± 100 | Head | 40.0 ± 5% | 1.40 ± 5% | 0.48 | 1.51 | 4.71 ± 11.0% (k=2) |
| 2450 | ± 50 / ± 100 | Head | 39.2 ± 5% | 1.80 ± 5% | 0.41 | 1.78 | 4.33 ± 11.0% (k=2) |
| 835 | ± 50 / ± 100 | Body | 55.2 ± 5% | 0.97 ± 5% | 0.78 | 1.15 | 5.81 ± 11.0% (k=2) |
| 900 | ± 50 / ± 100 | Body | 55.0 ± 5% | 1.05 ± 5% | 0.78 | 1.15 | 5.67 ± 11.0% (k=2) |
| 1750 | ± 50 / ± 100 | Body | 53.4 ± 5% | 1.49 ± 5% | 0.45 | 1.75 | 4.69 ± 11.0% (k=2) |
| 1810 | ± 50 / ± 100 | Body | 53.3 ± 5% | 1.52 ± 5% | 0.33 | 2.23 | 4.54 ± 11.0% (k=2) |
| 1950 | ± 50 / ± 100 | Body | 53.3 ± 5% | 1.52 ± 5% | 0.27 | 2.99 | 4.53 ± 11.0% (k=2) |
| 2450 | ± 50 / ± 100 | Body | 52.7 ± 5% | 1.95 ± 5% | 0.40 | 1.40 | 4.02 ± 11.0% (k=2) |

^c The validity of ± 100 MHz only applies for DASY v4.4 and higher (see Page 2). The uncertainty is the RSS of the ConvF uncertainty at calibration frequency and the uncertainty for the indicated frequency band.

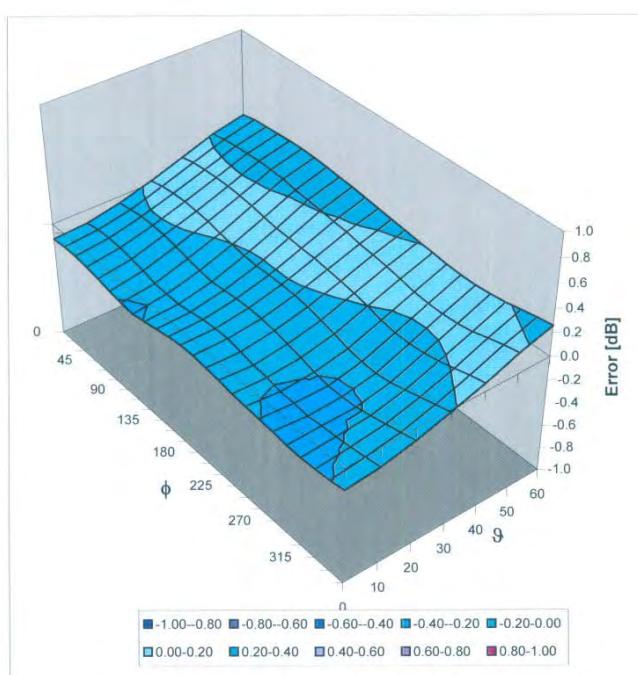
Unless otherwise stated the results shown in this test report refer only to the sample(s) tested and such sample(s) are retained for 90 days only. This test report cannot be reproduced, except in full, without prior written permission of the Company. 除非另有說明，此報告結果僅對測試之樣品負責，同時此樣品僅保留90天。本報告未經本公司書面許可，不可部份複製。

This document is issued by the Company subject to its General Conditions of Service (www.sgs.com/terms_and_conditions.htm) and Terms and Conditions for Electronic Documents (www.sgs.com/terms_e-document.htm). Attention is drawn to the limitations of liability, indemnification and jurisdictional issues established therein. Even if printed this electronic document is to be treated as an original within the meaning of UCP 600 article 20b. The authenticity of this document may be verified at www.sgsonsite.com/authentication. Any holder of this document is advised that information contained hereon reflects the Company's findings at the time of its intervention only and within the limits of client's instructions, if any. The Company's sole responsibility is to its Client and this document does not exonerate parties to a transaction from exercising all their rights and obligations under the transaction documents.

ES3DV3 SN:3172

May 27, 2009

Deviation from Isotropy in HSL Error (ϕ , θ), $f = 900$ MHz



Uncertainty of Spherical Isotropy Assessment: $\pm 2.6\%$ ($k=2$)

Certificate No: ES3-3172_May09

Page 9 of 9

Unless otherwise stated the results shown in this test report refer only to the sample(s) tested and such sample(s) are retained for 90 days only. This test report cannot be reproduced, except in full, without prior written permission of the Company. 除非另有說明，此報告結果僅對測試之樣品負責，同時此樣品僅保留90天。本報告未經本公司書面許可，不可部份複製。

This document is issued by the Company subject to its General Conditions of Service (www.sgs.com/terms_and_conditions.htm) and Terms and Conditions for Electronic Documents (www.sgs.com/terms_e-document.htm). Attention is drawn to the limitations of liability, indemnification and jurisdictional issues established therein. Even if printed this electronic document is to be treated as an original within the meaning of UCP 600 article 20b. The authenticity of this document may be verified at www.sgsonsite.com/authentication. Any holder of this document is advised that information contained hereon reflects the Company's findings at the time of its intervention only and within the limits of client's instructions, if any. The Company's sole responsibility is to its Client and this document does not exonerate parties to a transaction from exercising all their rights and obligations under the transaction documents.

7. Uncertainty Analysis

DASY5 Uncertainty Budget
According to IEEE 1528 [1]

| Error Description | Uncertainty value | Prob. Dist. | Div. | (c ₁) 1g | (c ₁) 10g | Std. Unc. (1g) | Std. Unc. (10g) | (v _k) v _{eff} |
|----------------------------------|-------------------|-------------|------|----------------------|-----------------------|----------------|-----------------|------------------------------------|
| Measurement System | | | | | | | | |
| Probe Calibration | ±5.9% | N | 1 | 1 | 1 | ±5.9% | ±5.9% | ∞ |
| Axial Isotropy | ±4.7% | R | √3 | 0.7 | 0.7 | ±1.9% | ±1.9% | ∞ |
| Hemispherical Isotropy | ±9.6% | R | √3 | 0.7 | 0.7 | ±3.9% | ±3.9% | ∞ |
| Boundary Effects | ±1.0% | R | √3 | 1 | 1 | ±0.6% | ±0.6% | ∞ |
| Linearity | ±4.7% | R | √3 | 1 | 1 | ±2.7% | ±2.7% | ∞ |
| System Detection Limits | ±1.0% | R | √3 | 1 | 1 | ±0.6% | ±0.6% | ∞ |
| Readout Electronics | ±0.3% | N | 1 | 1 | 1 | ±0.3% | ±0.3% | ∞ |
| Response Time | ±0.8% | R | √3 | 1 | 1 | ±0.5% | ±0.5% | ∞ |
| Integration Time | ±2.6% | R | √3 | 1 | 1 | ±1.5% | ±1.5% | ∞ |
| RF Ambient Noise | ±3.0% | R | √3 | 1 | 1 | ±1.7% | ±1.7% | ∞ |
| RF Ambient Reflections | ±3.0% | R | √3 | 1 | 1 | ±1.7% | ±1.7% | ∞ |
| Probe Positioner | ±0.4% | R | √3 | 1 | 1 | ±0.2% | ±0.2% | ∞ |
| Probe Positioning | ±2.9% | R | √3 | 1 | 1 | ±1.7% | ±1.7% | ∞ |
| Max. SAR Eval. | ±1.0% | R | √3 | 1 | 1 | ±0.6% | ±0.6% | ∞ |
| Test Sample Related | | | | | | | | |
| Device Positioning | ±2.9% | N | 1 | 1 | 1 | ±2.9% | ±2.9% | 145 |
| Device Holder | ±3.6% | N | 1 | 1 | 1 | ±3.6% | ±3.6% | 5 |
| Power Drift | ±5.0% | R | √3 | 1 | 1 | ±2.9% | ±2.9% | ∞ |
| Phantom and Setup | | | | | | | | |
| Phantom Uncertainty | ±4.0% | R | √3 | 1 | 1 | ±2.3% | ±2.3% | ∞ |
| Liquid Conductivity (target) | ±5.0% | R | √3 | 0.64 | 0.43 | ±1.8% | ±1.2% | ∞ |
| Liquid Conductivity (meas.) | ±2.5% | N | 1 | 0.64 | 0.43 | ±1.6% | ±1.1% | ∞ |
| Liquid Permittivity (target) | ±5.0% | R | √3 | 0.6 | 0.49 | ±1.7% | ±1.4% | ∞ |
| Liquid Permittivity (meas.) | ±2.5% | N | 1 | 0.6 | 0.49 | ±1.5% | ±1.2% | ∞ |
| Combined Std. Uncertainty | | | | | | ±10.9% | ±10.7% | 387 |
| Expanded STD Uncertainty | | | | | | ±21.9% | ±21.4% | |

Table 19.6: Worst-Case uncertainty budget for DASY5 assessed according to IEEE 1528 [1]. The budget is valid for the frequency range 300 MHz - 3 GHz and represents a worst-case analysis. For specific tests and configurations, the uncertainty could be considerable smaller.

Unless otherwise stated the results shown in this test report refer only to the sample(s) tested and such sample(s) are retained for 90 days only. This test report cannot be reproduced, except in full, without prior written permission of the Company. 除非另有說明，此報告結果僅對測試之樣品負責，同時此樣品僅保留90天。本報告未經本公司書面許可，不可部份複製。

This document is issued by the Company subject to its General Conditions of Service (www.sgs.com/terms_and_conditions.htm) and Terms and Conditions for Electronic Documents (www.sgs.com/terms_e-document.htm). Attention is drawn to the limitations of liability, indemnification and jurisdictional issues established therein. Even if printed this electronic document is to be treated as an original within the meaning of UCP 600 article 20b. The authenticity of this document may be verified at www.sgsonsite.com/authentication. Any holder of this document is advised that information contained hereon reflects the Company's findings at the time of its intervention only and within the limits of client's instructions, if any. The Company's sole responsibility is to its Client and this document does not exonerate parties to a transaction from exercising all their rights and obligations under the transaction documents.

8. Phantom description

Schmid & Partner Engineering AG

s p e a g

Zeughausstrasse 43, 8004 Zurich, Switzerland
Phone +41 1 245 9700, Fax +41 1 245 9779
info@speag.com, http://www.speag.com

Certificate of Conformity / First Article Inspection

| | |
|--------------|--|
| Item | SAM Twin Phantom V4.0 |
| Type No | QD 000 P40 C |
| Series No | TP-1150 and higher |
| Manufacturer | SPEAG Zeughausstrasse 43 CH-8004 Zurich Switzerland |

Tests

The series production process used allows the limitation to test of first articles. Complete tests were made on the pre-series Type No. QD 000 P40 AA, Serial No. TP-1001 and on the series first article Type No. QD 000 P40 BA, Serial No. TP-1006. Certain parameters have been retested using further series items (called samples) or are tested at each item.

| Test | Requirement | Details | Units tested |
|-----------------------------|--|--|---|
| Dimensions | Compliant with the geometry according to the CAD model. | IT'IS CAD File (*) | First article, Samples |
| Material thickness of shell | Compliant with the requirements according to the standards | 2mm +/- 0.2mm in flat and specific areas of head section | First article, Samples, TP-1314 ff. |
| Material thickness at ERP | Compliant with the requirements according to the standards | 6mm +/- 0.2mm at ERP | First article, All items |
| Material parameters | Dielectric parameters for required frequencies | 300 MHz – 6 GHz: Relative permittivity < 5, Loss tangent < 0.05 | Material samples |
| Material resistivity | The material has been tested to be compatible with the liquids defined in the standards if handled and cleaned according to the instructions. Observe technical Note for material compatibility. | DEGMBE based simulating liquids | Pre-series, First article, Material samples |
| Sagging | Compliant with the requirements according to the standards. Sagging of the flat section when filled with tissue simulating liquid. | < 1% typical < 0.8% if filled with 155mm of HSL900 and without DUT below | Prototypes, Sample testing |

Standards

- [1] CENELEC EN 50361
- [2] IEEE Std 1528-2003
- [3] IEC 62209 Part I
- [4] FCC OET Bulletin 65, Supplement C, Edition 01-01

(*) The IT'IS CAD file is derived from [2] and is also within the tolerance requirements of the shapes of the other documents.

Conformity

Based on the sample tests above, we certify that this item is in compliance with the uncertainty requirements of SAR measurements specified in standards [1] to [4].

Date 07.07.2005

s p e a g

Signature / Stamp

Schmid & Partner Engineering AG
Zeughausstrasse 43, 8004 Zurich, Switzerland
Phone +41 1 245 9700, Fax +41 1 245 9779
info@speag.com, http://www.speag.com

Doc No 881 – QD 000 P40 C – F

Page 1 (1)

Unless otherwise stated the results shown in this test report refer only to the sample(s) tested and such sample(s) are retained for 90 days only. This test report cannot be reproduced, except in full, without prior written permission of the Company. 除非另有說明，此報告結果僅對測試之樣品負責，同時此樣品僅保留90天。本報告未經本公司書面許可，不可部份複製。

This document is issued by the Company subject to its General Conditions of Service (www.sgs.com/terms_and_conditions.htm) and Terms and Conditions for Electronic Documents (www.sgs.com/terms_e-document.htm). Attention is drawn to the limitations of liability, indemnification and jurisdictional issues established therein. Even if printed this electronic document is to be treated as an original within the meaning of UCP 600 article 20b. The authenticity of this document may be verified at www.sgsonsite.com/authentication. Any holder of this document is advised that information contained hereon reflects the Company's findings at the time of its intervention only and within the limits of client's instructions, if any. The Company's sole responsibility is to its Client and this document does not exonerate parties to a transaction from exercising all their rights and obligations under the transaction documents.

9. System Validation from Original equipment supplier

Calibration Laboratory of
Schmid & Partner
Engineering AG
Zeughausstrasse 43, 8004 Zurich, Switzerland



S Schweizerischer Kalibrierdienst
C Service suisse d'étalonnage
S Servizio svizzero di taratura
S Swiss Calibration Service

Accredited by the Swiss Accreditation Service (SAS)
The Swiss Accreditation Service is one of the signatories to the EA
Multilateral Agreement for the recognition of calibration certificates

Accreditation No.: SCS 108

Client SGS (Auden)

Certificate No: D835V2-4d063_May09

CALIBRATION CERTIFICATE

Object D835V2 - SN: 4d063

Calibration procedure(s) QA CAL-05.v7
Calibration procedure for dipole validation kits

Calibration date: May 25, 2009

Condition of the calibrated item In Tolerance

This calibration certificate documents the traceability to national standards, which realize the physical units of measurements (SI).
The measurements and the uncertainties with confidence probability are given on the following pages and are part of the certificate.

All calibrations have been conducted in the closed laboratory facility: environment temperature $(22 \pm 3)^{\circ}\text{C}$ and humidity $< 70\%$.

Calibration Equipment used (M&TE critical for calibration)

| Primary Standards | ID # | Cal Date (Certificate No.) | Scheduled Calibration |
|-----------------------------|--------------------|--------------------------------|-----------------------|
| Power meter EPM-442A | GB37480704 | 08-Oct-08 (No. 217-00898) | Oct-09 |
| Power sensor HP 8481A | US37292783 | 08-Oct-08 (No. 217-00898) | Oct-09 |
| Reference 20 dB Attenuator | SN: 5086 (20g) | 31-Mar-09 (No. 217-01025) | Mar-10 |
| Type-N mismatch combination | SN: 5047.2 / 06327 | 31-Mar-09 (No. 217-01029) | Mar-10 |
| Reference Probe ES3DV2 | SN: 3025 | 30-Apr-09 (No. ES3-3025_Apr09) | Apr-10 |
| DAE4 | SN: 601 | 07-Mar-09 (No. DAE4-601_Mar09) | Mar-10 |

| Secondary Standards | ID # | Check Date (in house) | Scheduled Check |
|---------------------------|------------------|-----------------------------------|------------------------|
| Power sensor HP 8481A | MY41092317 | 18-Oct-02 (in house check Oct-07) | In house check: Oct-09 |
| RF generator R&S SMT-06 | 100005 | 4-Aug-99 (in house check Oct-07) | In house check: Oct-09 |
| Network Analyzer HP 8753E | US37390585 S4206 | 18-Oct-01 (in house check Oct-08) | In house check: Oct-09 |

| | | | |
|----------------|------------------------|-----------------------------------|---------------|
| Calibrated by: | Name Jeton Kastrati | Function Laboratory Technician | Signature |
| Approved by: | Katja Pokovic | Technical Manager | |

Issued: May 25, 2009

This calibration certificate shall not be reproduced except in full without written approval of the laboratory.

Certificate No: D835V2-4d063_May09

Page 1 of 9

Unless otherwise stated the results shown in this test report refer only to the sample(s) tested and such sample(s) are retained for 90 days only. This test report cannot be reproduced, except in full, without prior written permission of the Company. 除非另有說明，此報告結果僅對測試之樣品負責，同時此樣品僅保留90天。本報告未經本公司書面許可，不可部份複製。

This document is issued by the Company subject to its General Conditions of Service (www.sgs.com/terms_and_conditions.htm) and Terms and Conditions for Electronic Documents (www.sgs.com/terms_e-document.htm). Attention is drawn to the limitations of liability, indemnification and jurisdictional issues established therein. Even if printed this electronic document is to be treated as an original within the meaning of UCP 600 article 20b. The authenticity of this document may be verified at www.sgsonsite.com/authentication. Any holder of this document is advised that information contained hereon reflects the Company's findings at the time of its intervention only and within the limits of client's instructions, if any. The Company's sole responsibility is to its Client and this document does not exonerate parties to a transaction from exercising all their rights and obligations under the transaction documents.

Calibration Laboratory of
Schmid & Partner
Engineering AG
Zeughausstrasse 43, 8004 Zurich, Switzerland



S Schweizerischer Kalibrierdienst
C Service suisse d'étalonnage
S Servizio svizzero di taratura
S Swiss Calibration Service

Accredited by the Swiss Accreditation Service (SAS)
The Swiss Accreditation Service is one of the signatories to the EA
Multilateral Agreement for the recognition of calibration certificates

Accreditation No.: **SCS 108**

Glossary:

| | |
|-------|---------------------------------|
| TSL | tissue simulating liquid |
| ConvF | sensitivity in TSL / NORM x,y,z |
| N/A | not applicable or not measured |

Calibration is Performed According to the Following Standards:

- IEEE Std 1528-2003, "IEEE Recommended Practice for Determining the Peak Spatial-Averaged Specific Absorption Rate (SAR) in the Human Head from Wireless Communications Devices: Measurement Techniques", December 2003
- IEC 62209-1, "Procedure to measure the Specific Absorption Rate (SAR) for hand-held devices used in close proximity to the ear (frequency range of 300 MHz to 3 GHz)", February 2005
- Federal Communications Commission Office of Engineering & Technology (FCC OET), "Evaluating Compliance with FCC Guidelines for Human Exposure to Radiofrequency Electromagnetic Fields; Additional Information for Evaluating Compliance of Mobile and Portable Devices with FCC Limits for Human Exposure to Radiofrequency Emissions", Supplement C (Edition 01-01) to Bulletin 65

Additional Documentation:

- DASY4/5 System Handbook

Methods Applied and Interpretation of Parameters:

- Measurement Conditions:** Further details are available from the Validation Report at the end of the certificate. All figures stated in the certificate are valid at the frequency indicated.
- Antenna Parameters with TSL:** The dipole is mounted with the spacer to position its feed point exactly below the center marking of the flat phantom section, with the arms oriented parallel to the body axis.
- Feed Point Impedance and Return Loss:** These parameters are measured with the dipole positioned under the liquid filled phantom. The impedance stated is transformed from the measurement at the SMA connector to the feed point. The Return Loss ensures low reflected power. No uncertainty required.
- Electrical Delay:** One-way delay between the SMA connector and the antenna feed point. No uncertainty required.
- SAR measured:** SAR measured at the stated antenna input power.
- SAR normalized:** SAR as measured, normalized to an input power of 1 W at the antenna connector.
- SAR for nominal TSL parameters:** The measured TSL parameters are used to calculate the nominal SAR result.

Measurement Conditions

DASY system configuration, as far as not given on page 1.

| | | |
|------------------------------|---------------------------|-------------|
| DASY Version | DASY5 | V5.0 |
| Extrapolation | Advanced Extrapolation | |
| Phantom | Modular Flat Phantom V4.9 | |
| Distance Dipole Center - TSL | 15 mm | with Spacer |
| Zoom Scan Resolution | dx, dy, dz = 5 mm | |
| Frequency | 835 MHz \pm 1 MHz | |

Head TSL parameters

The following parameters and calculations were applied.

| | Temperature | Permittivity | Conductivity |
|----------------------------------|---------------------|----------------|----------------------|
| Nominal Head TSL parameters | 22.0 °C | 41.5 | 0.90 mho/m |
| Measured Head TSL parameters | (22.0 \pm 0.2) °C | 40.8 \pm 6 % | 0.89 mho/m \pm 6 % |
| Head TSL temperature during test | (21.6 \pm 0.2) °C | ---- | ---- |

SAR result with Head TSL

| SAR averaged over 1 cm ³ (1 g) of Head TSL | Condition | |
|---|--------------------|--|
| SAR measured | 250 mW input power | 2.38 mW / g |
| SAR normalized | normalized to 1W | 9.52 mW / g |
| SAR for nominal Head TSL parameters ¹ | normalized to 1W | 9.56 mW / g \pm 17.0 % (k=2) |

| SAR averaged over 10 cm ³ (10 g) of Head TSL | condition | |
|---|--------------------|--|
| SAR measured | 250 mW input power | 1.56 mW / g |
| SAR normalized | normalized to 1W | 6.24 mW / g |
| SAR for nominal Head TSL parameters ¹ | normalized to 1W | 6.26 mW / g \pm 16.5 % (k=2) |

¹ Correction to nominal TSL parameters according to d), chapter "SAR Sensitivities"

Body TSL parameters

The following parameters and calculations were applied.

| | Temperature | Permittivity | Conductivity |
|----------------------------------|-----------------|--------------|------------------|
| Nominal Body TSL parameters | 22.0 °C | 55.2 | 0.97 mho/m |
| Measured Body TSL parameters | (22.0 ± 0.2) °C | 53.8 ± 6 % | 1.01 mho/m ± 6 % |
| Body TSL temperature during test | (22.0 ± 0.2) °C | ---- | ---- |

SAR result with Body TSL

| SAR averaged over 1 cm ³ (1 g) of Body TSL | Condition | |
|---|--------------------|-----------------------------------|
| SAR measured | 250 mW input power | 2.55 mW / g |
| SAR normalized | normalized to 1W | 10.2 mW / g |
| SAR for nominal Body TSL parameters ² | normalized to 1W | 9.84 mW / g ± 17.0 % (k=2) |

| SAR averaged over 10 cm ³ (10 g) of Body TSL | condition | |
|---|--------------------|-----------------------------------|
| SAR measured | 250 mW input power | 1.68 mW / g |
| SAR normalized | normalized to 1W | 6.72 mW / g |
| SAR for nominal Body TSL parameters ² | normalized to 1W | 6.55 mW / g ± 16.5 % (k=2) |

² Correction to nominal TSL parameters according to d), chapter "SAR Sensitivities"

Appendix

Antenna Parameters with Head TSL

| | |
|--------------------------------------|--------------------------------|
| Impedance, transformed to feed point | 51.9 Ω - 3.0 j Ω |
| Return Loss | - 29.2 dB |

Antenna Parameters with Body TSL

| | |
|--------------------------------------|--------------------------------|
| Impedance, transformed to feed point | 47.7 Ω - 4.3 j Ω |
| Return Loss | - 26.0 dB |

General Antenna Parameters and Design

| | |
|----------------------------------|----------|
| Electrical Delay (one direction) | 1.392 ns |
|----------------------------------|----------|

After long term use with 100W radiated power, only a slight warming of the dipole near the feedpoint can be measured.

The dipole is made of standard semirigid coaxial cable. The center conductor of the feeding line is directly connected to the second arm of the dipole. The antenna is therefore short-circuited for DC-signals.

No excessive force must be applied to the dipole arms, because they might bend or the soldered connections near the feedpoint may be damaged.

Additional EUT Data

| | |
|-----------------|-------------------|
| Manufactured by | SPEAG |
| Manufactured on | November 27, 2006 |

DASY5 Validation Report for Head TSL

Date/Time: 25.05.2009 10:53:04

Test Laboratory: SPEAG, Zurich, Switzerland

DUT: Dipole 835 MHz; Type: D835V2; Serial: D835V2 - SN:4d063

Communication System: CW-835; Frequency: 835 MHz; Duty Cycle: 1:1

Medium: HSL 900 MHz

Medium parameters used: $f = 835$ MHz; $\sigma = 0.89$ mho/m; $\epsilon_r = 40.7$; $\rho = 1000$ kg/m³

Phantom section: Flat Section

Measurement Standard: DASY5 (IEEE/IEC)

DASY5 Configuration:

- Probe: ES3DV2 - SN3025; ConvF(5.86, 5.86, 5.86); Calibrated: 30.04.2009
- Sensor-Surface: 3mm (Mechanical Surface Detection)
- Electronics: DAE4 Sn601; Calibrated: 07.03.2009
- Phantom: Flat Phantom 4.9L; Type: QD000P49AA; Serial: 1001
- Measurement SW: DASY5, V5.0 Build 120; SEMCAD X Version 13.4 Build 45


Pin=250mW; dip=15mm/Zoom Scan (7x7x7)/Cube 0: Measurement grid: dx=5mm, dy=5mm, dz=5mm

Reference Value = 57 V/m; Power Drift = 0.028 dB

Peak SAR (extrapolated) = 3.54 W/kg

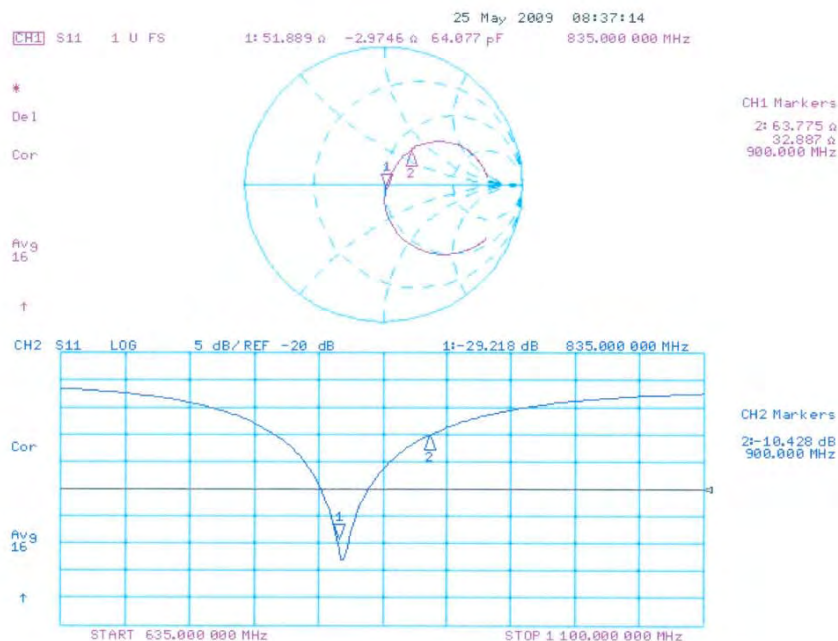
SAR(1 g) = 2.38 mW/g; SAR(10 g) = 1.56 mW/g

Maximum value of SAR (measured) = 2.77 mW/g



0 dB = 2.77mW/g

Impedance Measurement Plot for Head TSL



DASY5 Validation Report for Body TSL

Date/Time: 25.05.2009 14:01:33

Test Laboratory: SPEAG, Zurich, Switzerland

DUT: Dipole 835 MHz; Type: D835V2; Serial: D835V2 - SN:4d063

Communication System: CW; Frequency: 835 MHz; Duty Cycle: 1:1

Medium: MSL900

Medium parameters used: $f = 835$ MHz; $\sigma = 1.01$ mho/m; $\epsilon_r = 53.8$; $\rho = 1000$ kg/m³

Phantom section: Flat Section

Measurement Standard: DASY5 (IEEE/IEC)

DASY5 Configuration:

- Probe: ES3DV2 - SN3025; ConvF(5.79, 5.79, 5.79); Calibrated: 30.04.2009
- Sensor-Surface: 3mm (Mechanical Surface Detection)
- Electronics: DAE4 Sn601; Calibrated: 07.03.2009
- Phantom: Flat Phantom 4.9L; Type: QD000P49AA; Serial: 1001
- Measurement SW: DASY5, V5.0 Build 120; SEMCAD X Version 13.4 Build 45


Pin = 250mW, d = 15mm/Zoom Scan (7x7x7)/Cube 0: Measurement grid: dx=5mm, dy=5mm, dz=5mm

Reference Value = 55.6 V/m; Power Drift = 0.024 dB

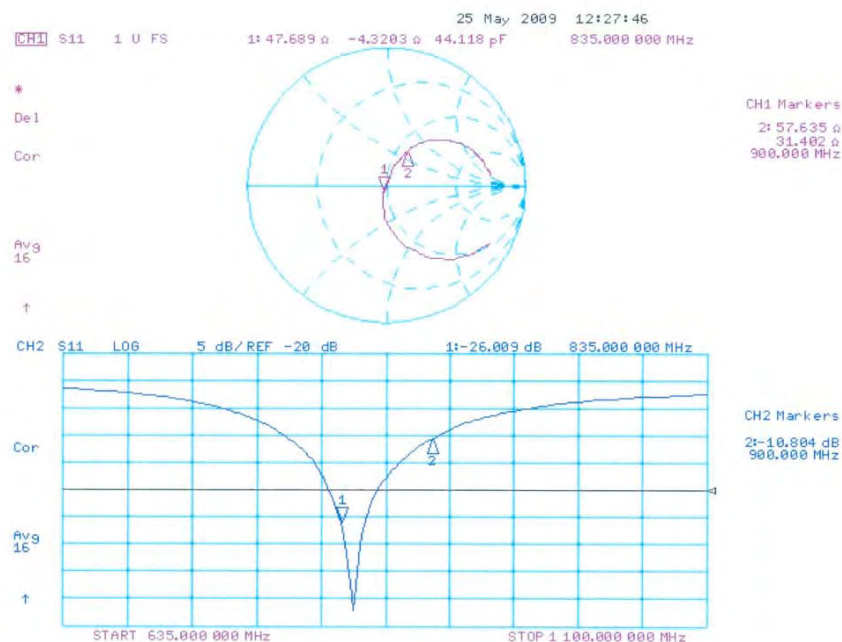
Peak SAR (extrapolated) = 3.74 W/kg

SAR(1 g) = 2.55 mW/g; SAR(10 g) = 1.68 mW/g

Maximum value of SAR (measured) = 2.94 mW/g



Impedance Measurement Plot for Body TSL



Unless otherwise stated the results shown in this test report refer only to the sample(s) tested and such sample(s) are retained for 90 days only. This test report cannot be reproduced, except in full, without prior written permission of the Company. 除非另有說明，此報告結果僅對測試之樣品負責，同時此樣品僅保留90天。本報告未經本公司書面許可，不可部份複製。

This document is issued by the Company subject to its General Conditions of Service (www.sgs.com/terms_and_conditions.htm) and Terms and Conditions for Electronic Documents (www.sgs.com/terms_e-document.htm). Attention is drawn to the limitations of liability, indemnification and jurisdictional issues established therein. Even if printed this electronic document is to be treated as an original within the meaning of UCP 600 article 20b. The authenticity of this document may be verified at www.sgsonsite.com/authentication. Any holder of this document is advised that information contained hereon reflects the Company's findings at the time of its intervention only and within the limits of client's instructions, if any. The Company's sole responsibility is to its Client and this document does not exonerate parties to a transaction from exercising all their rights and obligations under the transaction documents.

Calibration Laboratory of
Schmid & Partner
Engineering AG
 Zeughausstrasse 43, 8004 Zurich, Switzerland



S Schweizerischer Kalibrierdienst
S Service suisse d'étalonnage
C Servizio svizzero di taratura
S Swiss Calibration Service

Accredited by the Swiss Accreditation Service (SAS)
 The Swiss Accreditation Service is one of the signatories to the EA
 Multilateral Agreement for the recognition of calibration certificates

Accreditation No.: **SCS 108**

Client **SGS (Auden)**

Certificate No: **D1900V2-5d027-Apr09**

CALIBRATION CERTIFICATE

Object **D1900V2 - SN: 5d027**

Calibration procedure(s) **QA CAL-05.v7**
Calibration procedure for dipole validation kits

Calibration date: **April 27, 2009**

Condition of the calibrated item **In Tolerance**

This calibration certificate documents the traceability to national standards, which realize the physical units of measurements (SI).
 The measurements and the uncertainties with confidence probability are given on the following pages and are part of the certificate.

All calibrations have been conducted in the closed laboratory facility: environment temperature (22 ± 3)°C and humidity < 70%.

Calibration Equipment used (M&TE critical for calibration)

| Primary Standards | ID # | Cal Date (Calibrated by, Certificate No.) | Scheduled Calibration |
|-----------------------------|--------------------|---|------------------------|
| Power meter EPM-442A | GB37480704 | 08-Oct-08 (No. 217-00898) | Oct-09 |
| Power sensor HP 8481A | US37292783 | 08-Oct-08 (No. 217-00898) | Oct-09 |
| Reference 20 dB Attenuator | SN: 5086 (20g) | 31-Mar-09 (No. 217-01025) | Mar-10 |
| Type-N mismatch combination | SN: 5047.2 / 06327 | 31-Mar-09 (No. 217-01029) | Mar-10 |
| Reference Probe ES3DV2 | SN: 3025 | 28-Apr-08 (No. ES3-3025_Apr08) | Apr-09 |
| DAE4 | SN: 601 | 07-Mar-09 (No. DAE4-601_Mar09) | Mar-10 |
| Secondary Standards | ID # | Check Date (in house) | Scheduled Check |
| Power sensor HP 8481A | MY41092317 | 18-Oct-02 (in house check Oct-07) | In house check: Oct-09 |
| RF generator R&S SMT-06 | 100005 | 4-Aug-99 (in house check Oct-07) | In house check: Oct-09 |
| Network Analyzer HP 8753E | US37390585 S4206 | 18-Oct-01 (in house check Oct-08) | In house check: Oct-09 |

| | | | |
|----------------|----------------|-----------------------|-----------|
| | Name | Function | Signature |
| Calibrated by: | Jeton Kastrati | Laboratory Technician | |
| Approved by: | Katja Pokovic | Technical Manager | |

Issued: April 28, 2009

This calibration certificate shall not be reproduced except in full without written approval of the laboratory.

Certificate No: D1900V2-5d027_Apr09

Page 1 of 9

Unless otherwise stated the results shown in this test report refer only to the sample(s) tested and such sample(s) are retained for 90 days only. This test report cannot be reproduced, except in full, without prior written permission of the Company. 除非另有說明，此報告結果僅對測試之樣品負責，同時此樣品僅保留90天。本報告未經本公司書面許可，不可部份複製。

This document is issued by the Company subject to its General Conditions of Service (www.sgs.com/terms_and_conditions.htm) and Terms and Conditions for Electronic Documents (www.sgs.com/terms_e-document.htm). Attention is drawn to the limitations of liability, indemnification and jurisdictional issues established therein. Even if printed this electronic document is to be treated as an original within the meaning of UCP 600 article 20b. The authenticity of this document may be verified at www.sgsonsite.com/authentication. Any holder of this document is advised that information contained hereon reflects the Company's findings at the time of its intervention only and within the limits of client's instructions, if any. The Company's sole responsibility is to its Client and this document does not exonerate parties to a transaction from exercising all their rights and obligations under the transaction documents.

Calibration Laboratory of
Schmid & Partner
Engineering AG
Zeughausstrasse 43, 8004 Zurich, Switzerland



S Schweizerischer Kalibrierdienst
C Service suisse d'étalonnage
S Servizio svizzero di taratura
S Swiss Calibration Service

Accredited by the Swiss Accreditation Service (SAS)
The Swiss Accreditation Service is one of the signatories to the EA
Multilateral Agreement for the recognition of calibration certificates

Accreditation No.: **SCS 108**

Glossary:

| | |
|-------|---------------------------------|
| TSL | tissue simulating liquid |
| ConvF | sensitivity in TSL / NORM x,y,z |
| N/A | not applicable or not measured |

Calibration is Performed According to the Following Standards:

- IEEE Std 1528-2003, "IEEE Recommended Practice for Determining the Peak Spatial-Averaged Specific Absorption Rate (SAR) in the Human Head from Wireless Communications Devices: Measurement Techniques", December 2003
- CENELEC EN 50361, "Basic standard for the measurement of Specific Absorption Rate related to human exposure to electromagnetic fields from mobile phones (300 MHz - 3 GHz), July 2001
- Federal Communications Commission Office of Engineering & Technology (FCC OET), "Evaluating Compliance with FCC Guidelines for Human Exposure to Radiofrequency Electromagnetic Fields; Additional Information for Evaluating Compliance of Mobile and Portable Devices with FCC Limits for Human Exposure to Radiofrequency Emissions", Supplement C (Edition 01-01) to Bulletin 65

Additional Documentation:

- DASY4/5 System Handbook

Methods Applied and Interpretation of Parameters:

- Measurement Conditions:** Further details are available from the Validation Report at the end of the certificate. All figures stated in the certificate are valid at the frequency indicated.
- Antenna Parameters with TSL:** The dipole is mounted with the spacer to position its feed point exactly below the center marking of the flat phantom section, with the arms oriented parallel to the body axis.
- Feed Point Impedance and Return Loss:** These parameters are measured with the dipole positioned under the liquid filled phantom. The impedance stated is transformed from the measurement at the SMA connector to the feed point. The Return Loss ensures low reflected power. No uncertainty required.
- Electrical Delay:** One-way delay between the SMA connector and the antenna feed point. No uncertainty required.
- SAR measured:** SAR measured at the stated antenna input power.
- SAR normalized:** SAR as measured, normalized to an input power of 1 W at the antenna connector.
- SAR for nominal TSL parameters:** The measured TSL parameters are used to calculate the nominal SAR result.

Measurement Conditions

DASY system configuration, as far as not given on page 1.

| | | |
|------------------------------|---------------------------|-------------|
| DASY Version | DASY5 | V5.0 |
| Extrapolation | Advanced Extrapolation | |
| Phantom | Modular Flat Phantom V5.0 | |
| Distance Dipole Center - TSL | 10 mm | with Spacer |
| Zoom Scan Resolution | dx, dy, dz = 5 mm | |
| Frequency | 1900 MHz \pm 1 MHz | |

Head TSL parameters

The following parameters and calculations were applied.

| | Temperature | Permittivity | Conductivity |
|----------------------------------|---------------------|----------------|----------------------|
| Nominal Head TSL parameters | 22.0 °C | 40.0 | 1.40 mho/m |
| Measured Head TSL parameters | (22.0 \pm 0.2) °C | 38.6 \pm 6 % | 1.47 mho/m \pm 6 % |
| Head TSL temperature during test | (21.6 \pm 0.2) °C | ---- | ---- |

SAR result with Head TSL

| SAR averaged over 1 cm ³ (1 g) of Head TSL | condition | |
|---|--------------------|--|
| SAR measured | 250 mW input power | 10.5 mW / g |
| SAR normalized | normalized to 1W | 42.0 mW / g |
| SAR for nominal Head TSL parameters ¹ | normalized to 1W | 40.5 mW / g \pm 17.0 % (k=2) |

| SAR averaged over 10 cm ³ (10 g) of Head TSL | Condition | |
|---|--------------------|--|
| SAR measured | 250 mW input power | 5.38 mW / g |
| SAR normalized | normalized to 1W | 21.5 mW / g |
| SAR for nominal Head TSL parameters ¹ | normalized to 1W | 21.1 mW / g \pm 16.5 % (k=2) |

¹ Correction to nominal TSL parameters according to d), chapter "SAR Sensitivities"

Body TSL parameters

The following parameters and calculations were applied.

| | Temperature | Permittivity | Conductivity |
|----------------------------------|-----------------|--------------|------------------|
| Nominal Body TSL parameters | 22.0 °C | 53.3 | 1.52 mho/m |
| Measured Body TSL parameters | (22.0 ± 0.2) °C | 54.9 ± 6 % | 1.56 mho/m ± 6 % |
| Body TSL temperature during test | (21.3 ± 0.2) °C | ---- | ---- |

SAR result with Body TSL

| SAR averaged over 1 cm ³ (1 g) of Body TSL | Condition | |
|---|--------------------|-----------------------------------|
| SAR measured | 250 mW input power | 10.6 mW / g |
| SAR normalized | normalized to 1W | 42.4 mW / g |
| SAR for nominal Body TSL parameters ² | normalized to 1W | 42.1 mW / g ± 17.0 % (k=2) |

| SAR averaged over 10 cm ³ (10 g) of Body TSL | condition | |
|---|--------------------|-----------------------------------|
| SAR measured | 250 mW input power | 5.58 mW / g |
| SAR normalized | normalized to 1W | 22.3 mW / g |
| SAR for nominal Body TSL parameters ² | normalized to 1W | 22.3 mW / g ± 16.5 % (k=2) |

² Correction to nominal TSL parameters according to d), chapter "SAR Sensitivities"

Appendix

Antenna Parameters with Head TSL

| | |
|--------------------------------------|-----------------------------|
| Impedance, transformed to feed point | $52.4 \Omega + 5.6 j\Omega$ |
| Return Loss | - 24.5 dB |

Antenna Parameters with Body TSL

| | |
|--------------------------------------|-----------------------------|
| Impedance, transformed to feed point | $46.9 \Omega + 6.4 j\Omega$ |
| Return Loss | - 22.7 dB |

General Antenna Parameters and Design

| | |
|----------------------------------|----------|
| Electrical Delay (one direction) | 1.197 ns |
| | |

After long term use with 100W radiated power, only a slight warming of the dipole near the feedpoint can be measured.

The dipole is made of standard semirigid coaxial cable. The center conductor of the feeding line is directly connected to the second arm of the dipole. The antenna is therefore short-circuited for DC-signals.

No excessive force must be applied to the dipole arms, because they might bend or the soldered connections near the feedpoint may be damaged.

Additional EUT Data

| | |
|-----------------|-------------------|
| Manufactured by | SPEAG |
| Manufactured on | December 17, 2002 |

DASY5 Validation Report for Head TSL

Date/Time: 27.04.2009 11:54:57

Test Laboratory: SPEAG, Zurich, Switzerland

DUT: Dipole 1900 MHz; Type: D1900V2; Serial: D1900V2 - SN:5d027

Communication System: CW; Frequency: 1900 MHz; Duty Cycle: 1:1

Medium: HSL U10 BB

Medium parameters used: $f = 1900$ MHz; $\sigma = 1.47$ mho/m; $\epsilon_r = 38.7$; $\rho = 1000$ kg/m³

Phantom section: Flat Section

Measurement Standard: DASY5 (IEEE/IEC)

DASY5 Configuration:

- Probe: ES3DV2 - SN3025; ConvF(4.9, 4.9, 4.9); Calibrated: 28.04.2008
- Sensor-Surface: 3mm (Mechanical Surface Detection)
- Electronics: DAE4 Sn601; Calibrated: 07.03.2009
- Phantom: Flat Phantom 5.0 (front); Type: QD000P50AA; Serial: 1001
- Measurement SW: DASY5, V5.0 Build 120; SEMCAD X Version 13.4 Build 45


Pin = 250 mW; dip = 10 mm /Zoom Scan (7x7x7)/Cube 0: Measurement grid: dx=5mm, dy=5mm, dz=5mm

Reference Value = 97.1 V/m; Power Drift = 0.044 dB

Peak SAR (extrapolated) = 19.7 W/kg

SAR(1 g) = 10.5 mW/g; SAR(10 g) = 5.38 mW/g

Maximum value of SAR (measured) = 13 mW/g



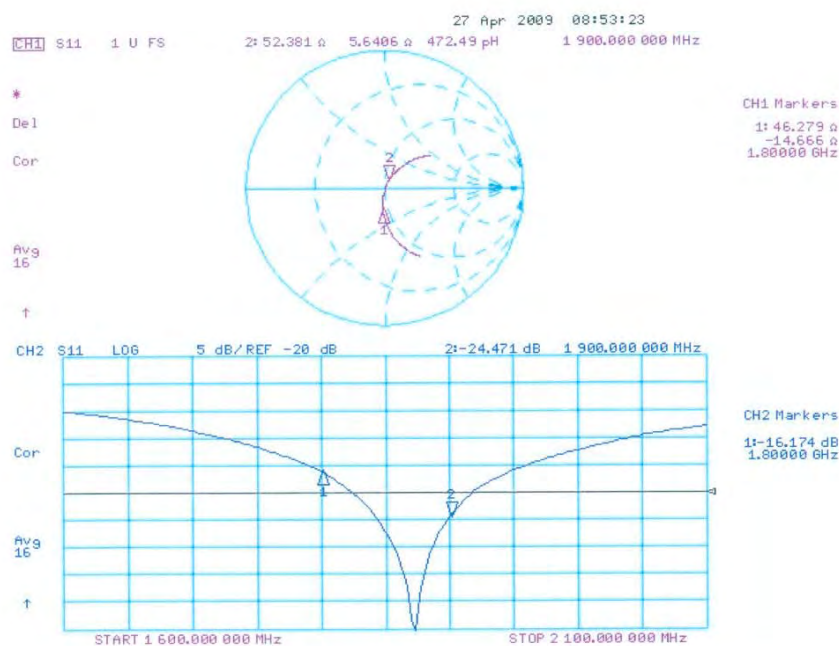
Certificate No: D1900V2-5d027_Apr09

Page 6 of 9

Unless otherwise stated the results shown in this test report refer only to the sample(s) tested and such sample(s) are retained for 90 days only. This test report cannot be reproduced, except in full, without prior written permission of the Company. 除非另有說明，此報告結果僅對測試之樣品負責，同時此樣品僅保留90天。本報告未經本公司書面許可，不可部份複製。

This document is issued by the Company subject to its General Conditions of Service (www.sgs.com/terms_and_conditions.htm) and Terms and Conditions for Electronic Documents (www.sgs.com/terms_e-document.htm). Attention is drawn to the limitations of liability, indemnification and jurisdictional issues established therein. Even if printed this electronic document is to be treated as an original within the meaning of UCP 600 article 20b. The authenticity of this document may be verified at www.sgsonsite.com/authentication. Any holder of this document is advised that information contained hereon reflects the Company's findings at the time of its intervention only and within the limits of client's instructions, if any. The Company's sole responsibility is to its Client and this document does not exonerate parties to a transaction from exercising all their rights and obligations under the transaction documents.

Impedance Measurement Plot for Head TSL



Unless otherwise stated the results shown in this test report refer only to the sample(s) tested and such sample(s) are retained for 90 days only. This test report cannot be reproduced, except in full, without prior written permission of the Company. 除非另有說明，此報告結果僅對測試之樣品負責，同時此樣品僅保留90天。本報告未經本公司書面許可，不可部份複製。

This document is issued by the Company subject to its General Conditions of Service (www.sgs.com/terms_and_conditions.htm) and Terms and Conditions for Electronic Documents (www.sgs.com/terms_e-document.htm). Attention is drawn to the limitations of liability, indemnification and jurisdictional issues established therein. Even if printed this electronic document is to be treated as an original within the meaning of UCP 600 article 20b. The authenticity of this document may be verified at www.sgsonsite.com/authentication. Any holder of this document is advised that information contained hereon reflects the Company's findings at the time of its intervention only and within the limits of client's instructions, if any. The Company's sole responsibility is to its Client and this document does not exonerate parties to a transaction from exercising all their rights and obligations under the transaction documents.

DASY5 Validation Report for Body TSL

Date/Time: 21.04.2009 14:59:34

Test Laboratory: SPEAG, Zurich, Switzerland

DUT: Dipole 1900 MHz; Type: D1900V2; Serial: D1900V2 - SN:5d027

Communication System: CW; Frequency: 1900 MHz; Duty Cycle: 1:1

Medium: MSL U10 BB

Medium parameters used: $f = 1900$ MHz; $\sigma = 1.56$ mho/m; $\epsilon_r = 55$; $\rho = 1000$ kg/m³

Phantom section: Flat Section

Measurement Standard: DASY5 (IEEE/IEC)

DASY5 Configuration:

- Probe: ES3DV2 - SN3025; ConvF(4.5, 4.5, 4.5); Calibrated: 28.04.2008
- Sensor-Surface: 3mm (Mechanical Surface Detection)
- Electronics: DAE4 Sn601; Calibrated: 07.03.2009
- Phantom: Flat Phantom 5.0 (back); Type: QD000P50AA; Serial: 1002
- Measurement SW: DASY5, V5.0 Build 120; SEMCAD X Version 13.4 Build 45


Pin = 250 mW; dip = 10 mm/Zoom Scan (7x7x7)/Cube 0: Measurement grid: dx=5mm, dy=5mm, dz=5mm

Reference Value = 96 V/m; Power Drift = 0.016 dB

Peak SAR (extrapolated) = 18.5 W/kg

SAR(1 g) = 10.6 mW/g; SAR(10 g) = 5.58 mW/g

Maximum value of SAR (measured) = 13.4 mW/g



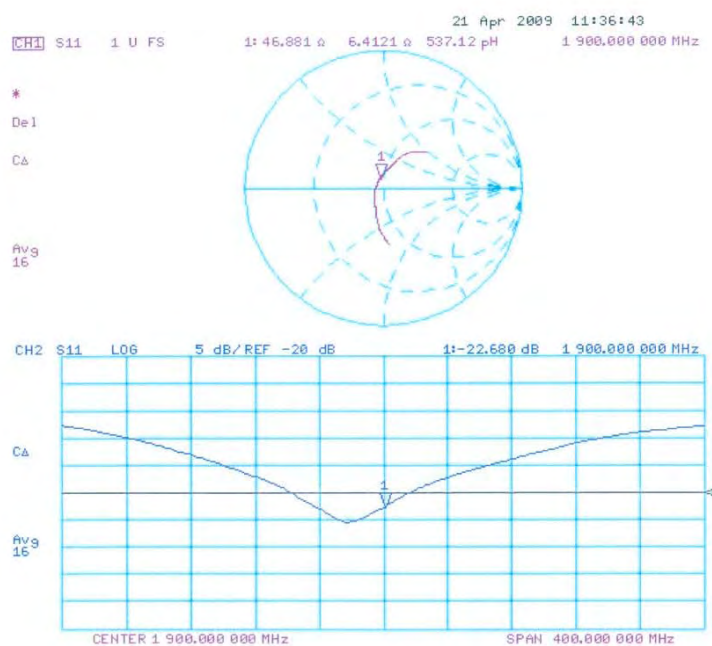
Certificate No: D1900V2-5d027_Apr09

Page 8 of 9

Unless otherwise stated the results shown in this test report refer only to the sample(s) tested and such sample(s) are retained for 90 days only. This test report cannot be reproduced, except in full, without prior written permission of the Company. 除非另有說明，此報告結果僅對測試之樣品負責，同時此樣品僅保留90天。本報告未經本公司書面許可，不可部份複製。

This document is issued by the Company subject to its General Conditions of Service (www.sgs.com/terms_and_conditions.htm) and Terms and Conditions for Electronic Documents (www.sgs.com/terms_e-document.htm). Attention is drawn to the limitations of liability, indemnification and jurisdictional issues established therein. Even if printed this electronic document is to be treated as an original within the meaning of UCP 600 article 20b. The authenticity of this document may be verified at www.sgsonsite.com/authentication. Any holder of this document is advised that information contained hereon reflects the Company's findings at the time of its intervention only and within the limits of client's instructions, if any. The Company's sole responsibility is to its Client and this document does not exonerate parties to a transaction from exercising all their rights and obligations under the transaction documents.

Impedance Measurement Plot for Body TSL



Unless otherwise stated the results shown in this test report refer only to the sample(s) tested and such sample(s) are retained for 90 days only. This test report cannot be reproduced, except in full, without prior written permission of the Company. 除非另有說明，此報告結果僅對測試之樣品負責，同時此樣品僅保留90天。本報告未經本公司書面許可，不可部份複製。

This document is issued by the Company subject to its General Conditions of Service (www.sgs.com/terms_and_conditions.htm) and Terms and Conditions for Electronic Documents (www.sgs.com/terms_e-document.htm). Attention is drawn to the limitations of liability, indemnification and jurisdictional issues established therein. Even if printed this electronic document is to be treated as an original within the meaning of UCP 600 article 20b. The authenticity of this document may be verified at www.sgsonsite.com/authentication. Any holder of this document is advised that information contained hereon reflects the Company's findings at the time of its intervention only and within the limits of client's instructions, if any. The Company's sole responsibility is to its Client and this document does not exonerate parties to a transaction from exercising all their rights and obligations under the transaction documents.

Calibration Laboratory of
Schmid & Partner
Engineering AG
Zeughausstrasse 43, 8004 Zurich, Switzerland



S Schweizerischer Kalibrierdienst
C Service suisse d'étalonnage
S Servizio svizzero di taratura
S Swiss Calibration Service

Accredited by the Swiss Accreditation Service (SAS)
The Swiss Accreditation Service is one of the signatories to the EA
Multilateral Agreement for the recognition of calibration certificates

Accreditation No.: SCS 108

Client **SGS (Auden)**

Certificate No: **D2450V2-727_Apr09**

CALIBRATION CERTIFICATE

Object **D2450V2 - SN: 727**

Calibration procedure(s) **QA CAL-05.v7
Calibration procedure for dipole validation kits**

Calibration date: **April 27, 2009**

Condition of the calibrated item **In Tolerance**

This calibration certificate documents the traceability to national standards, which realize the physical units of measurements (SI).
The measurements and the uncertainties with confidence probability are given on the following pages and are part of the certificate.

All calibrations have been conducted in the closed laboratory facility: environment temperature (22 ± 3)°C and humidity < 70%.

Calibration Equipment used (M&TE critical for calibration)

| Primary Standards | ID # | Cal Date (Calibrated by, Certificate No.) | Scheduled Calibration |
|-----------------------------|--------------------|---|------------------------|
| Power meter EPM-442A | GB37480704 | 08-Oct-08 (No. 217-00898) | Oct-09 |
| Power sensor HP 8481A | US37292783 | 08-Oct-08 (No. 217-00898) | Oct-09 |
| Reference 20 dB Attenuator | SN: 5086 (20g) | 31-Mar-09 (No. 217-01025) | Mar-10 |
| Type-N mismatch combination | SN: 5047.2 / 06327 | 31-Mar-09 (No. 217-01029) | Mar-10 |
| Reference Probe ES3DV2 | SN: 3025 | 28-Apr-08 (No. ES3-3025_Apr08) | Apr-09 |
| DAE4 | SN: 601 | 07-Mar-09 (No. DAE4-601_Mar09) | Mar-10 |
| Secondary Standards | ID # | Check Date (in house) | Scheduled Check |
| Power sensor HP 8481A | MY41092317 | 18-Oct-02 (in house check Oct-07) | In house check: Oct-09 |
| RF generator R&S SMT-06 | 100005 | 4-Aug-99 (in house check Oct-07) | In house check: Oct-09 |
| Network Analyzer HP 8753E | US37390585 S4206 | 18-Oct-01 (in house check Oct-08) | In house check: Oct-09 |

| | | | |
|----------------|------------------------|-----------------------------------|---------------|
| Calibrated by: | Name Jeton Kastrati | Function Laboratory Technician | Signature |
| Approved by: | Name Katja Pokovic | Function Technical Manager | Signature |

Issued: April 28, 2009

This calibration certificate shall not be reproduced except in full without written approval of the laboratory.

Certificate No: D2450V2-727_Apr09

Page 1 of 9

Unless otherwise stated the results shown in this test report refer only to the sample(s) tested and such sample(s) are retained for 90 days only. This test report cannot be reproduced, except in full, without prior written permission of the Company. 除非另有說明，此報告結果僅對測試之樣品負責，同時此樣品僅保留90天。本報告未經本公司書面許可，不可部份複製。

This document is issued by the Company subject to its General Conditions of Service (www.sgs.com/terms_and_conditions.htm) and Terms and Conditions for Electronic Documents (www.sgs.com/terms_e-document.htm). Attention is drawn to the limitations of liability, indemnification and jurisdictional issues established therein. Even if printed this electronic document is to be treated as an original within the meaning of UCP 600 article 20b. The authenticity of this document may be verified at www.sgsonsite.com/authentication. Any holder of this document is advised that information contained hereon reflects the Company's findings at the time of its intervention only and within the limits of client's instructions, if any. The Company's sole responsibility is to its Client and this document does not exonerate parties to a transaction from exercising all their rights and obligations under the transaction documents.

Calibration Laboratory of
Schmid & Partner
Engineering AG
Zeughausstrasse 43, 8004 Zurich, Switzerland



S Schweizerischer Kalibrierdienst
C Service suisse d'étalonnage
S Servizio svizzero di taratura
S Swiss Calibration Service

Accredited by the Swiss Accreditation Service (SAS)
The Swiss Accreditation Service is one of the signatories to the EA
Multilateral Agreement for the recognition of calibration certificates

Accreditation No.: **SCS 108**

Glossary:

| | |
|-------|---------------------------------|
| TSL | tissue simulating liquid |
| ConvF | sensitivity in TSL / NORM x,y,z |
| N/A | not applicable or not measured |

Calibration is Performed According to the Following Standards:

- IEEE Std 1528-2003, "IEEE Recommended Practice for Determining the Peak Spatial-Averaged Specific Absorption Rate (SAR) in the Human Head from Wireless Communications Devices: Measurement Techniques", December 2003
- IEC 62209-1, "Procedure to measure the Specific Absorption Rate (SAR) for hand-held devices used in close proximity to the ear (frequency range of 300 MHz to 3 GHz)", February 2005
- Federal Communications Commission Office of Engineering & Technology (FCC OET), "Evaluating Compliance with FCC Guidelines for Human Exposure to Radiofrequency Electromagnetic Fields; Additional Information for Evaluating Compliance of Mobile and Portable Devices with FCC Limits for Human Exposure to Radiofrequency Emissions", Supplement C (Edition 01-01) to Bulletin 65

Additional Documentation:

- DASY4/5 System Handbook

Methods Applied and Interpretation of Parameters:

- Measurement Conditions:** Further details are available from the Validation Report at the end of the certificate. All figures stated in the certificate are valid at the frequency indicated.
- Antenna Parameters with TSL:** The dipole is mounted with the spacer to position its feed point exactly below the center marking of the flat phantom section, with the arms oriented parallel to the body axis.
- Feed Point Impedance and Return Loss:** These parameters are measured with the dipole positioned under the liquid filled phantom. The impedance stated is transformed from the measurement at the SMA connector to the feed point. The Return Loss ensures low reflected power. No uncertainty required.
- Electrical Delay:** One-way delay between the SMA connector and the antenna feed point. No uncertainty required.
- SAR measured:** SAR measured at the stated antenna input power.
- SAR normalized:** SAR as measured, normalized to an input power of 1 W at the antenna connector.
- SAR for nominal TSL parameters:** The measured TSL parameters are used to calculate the nominal SAR result.

Measurement Conditions

DASY system configuration, as far as not given on page 1.

| | | |
|------------------------------|---------------------------|-------------|
| DASY Version | DASY5 | V5.0 |
| Extrapolation | Advanced Extrapolation | |
| Phantom | Modular Flat Phantom V5.0 | |
| Distance Dipole Center - TSL | 10 mm | with Spacer |
| Zoom Scan Resolution | dx, dy, dz = 5 mm | |
| Frequency | 2450 MHz \pm 1 MHz | |

Head TSL parameters

The following parameters and calculations were applied.

| | Temperature | Permittivity | Conductivity |
|----------------------------------|---------------------|----------------|----------------------|
| Nominal Head TSL parameters | 22.0 °C | 39.2 | 1.80 mho/m |
| Measured Head TSL parameters | (22.0 \pm 0.2) °C | 38.0 \pm 6 % | 1.82 mho/m \pm 6 % |
| Head TSL temperature during test | (21.6 \pm 0.2) °C | ---- | ---- |

SAR result with Head TSL

| SAR averaged over 1 cm ³ (1 g) of Head TSL | Condition | |
|---|--------------------|--------------------------------|
| SAR measured | 250 mW input power | 13.5 mW / g |
| SAR normalized | normalized to 1W | 54.0 mW / g |
| SAR for nominal Head TSL parameters ¹ | normalized to 1W | 53.3 mW / g \pm 17.0 % (k=2) |

| SAR averaged over 10 cm ³ (10 g) of Head TSL | condition | |
|---|--------------------|--------------------------------|
| SAR measured | 250 mW input power | 6.28 mW / g |
| SAR normalized | normalized to 1W | 25.1 mW / g |
| SAR for nominal Head TSL parameters ¹ | normalized to 1W | 24.9 mW / g \pm 16.5 % (k=2) |

¹ Correction to nominal TSL parameters according to d), chapter "SAR Sensitivities"

Body TSL parameters

The following parameters and calculations were applied.

| | Temperature | Permittivity | Conductivity |
|----------------------------------|-----------------|--------------|------------------|
| Nominal Body TSL parameters | 22.0 °C | 52.7 | 1.95 mho/m |
| Measured Body TSL parameters | (22.0 ± 0.2) °C | 54.4 ± 6 % | 1.98 mho/m ± 6 % |
| Body TSL temperature during test | (22.0 ± 0.2) °C | ---- | ---- |

SAR result with Body TSL

| SAR averaged over 1 cm ³ (1 g) of Body TSL | Condition | |
|---|--------------------|-----------------------------------|
| SAR measured | 250 mW input power | 13.2 mW / g |
| SAR normalized | normalized to 1W | 52.8 mW / g |
| SAR for nominal Body TSL parameters ² | normalized to 1W | 52.8 mW / g ± 17.0 % (k=2) |

| SAR averaged over 10 cm ³ (10 g) of Body TSL | condition | |
|---|--------------------|-----------------------------------|
| SAR measured | 250 mW input power | 6.18 mW / g |
| SAR normalized | normalized to 1W | 24.7 mW / g |
| SAR for nominal Body TSL parameters ² | normalized to 1W | 24.8 mW / g ± 16.5 % (k=2) |

² Correction to nominal TSL parameters according to d), chapter "SAR Sensitivities"

Unless otherwise stated the results shown in this test report refer only to the sample(s) tested and such sample(s) are retained for 90 days only. This test report cannot be reproduced, except in full, without prior written permission of the Company. 除非另有說明，此報告結果僅對測試之樣品負責，同時此樣品僅保留90天。本報告未經本公司書面許可，不可部份複製。

This document is issued by the Company subject to its General Conditions of Service (www.sgs.com/terms_and_conditions.htm) and Terms and Conditions for Electronic Documents (www.sgs.com/terms_e-document.htm). Attention is drawn to the limitations of liability, indemnification and jurisdictional issues established therein. Even if printed this electronic document is to be treated as an original within the meaning of UCP 600 article 20b. The authenticity of this document may be verified at www.sgsonsite.com/authentication. Any holder of this document is advised that information contained hereon reflects the Company's findings at the time of its intervention only and within the limits of client's instructions, if any. The Company's sole responsibility is to its Client and this document does not exonerate parties to a transaction from exercising all their rights and obligations under the transaction documents.

Appendix

Antenna Parameters with Head TSL

| | |
|--------------------------------------|-----------------------------|
| Impedance, transformed to feed point | $55.1 \Omega + 1.2 j\Omega$ |
| Return Loss | - 26.1 dB |

Antenna Parameters with Body TSL

| | |
|--------------------------------------|-----------------------------|
| Impedance, transformed to feed point | $49.5 \Omega + 3.3 j\Omega$ |
| Return Loss | - 29.6 dB |

General Antenna Parameters and Design

| | |
|----------------------------------|----------|
| Electrical Delay (one direction) | 1.149 ns |
|----------------------------------|----------|

After long term use with 100W radiated power, only a slight warming of the dipole near the feedpoint can be measured.

The dipole is made of standard semirigid coaxial cable. The center conductor of the feeding line is directly connected to the second arm of the dipole. The antenna is therefore short-circuited for DC-signals.

No excessive force must be applied to the dipole arms, because they might bend or the soldered connections near the feedpoint may be damaged.

Additional EUT Data

| | |
|-----------------|------------------|
| Manufactured by | SPEAG |
| Manufactured on | January 09, 2003 |

DASY5 Validation Report for Head TSL

Date/Time: 27.04.2009 13:40:04

Test Laboratory: SPEAG, Zurich, Switzerland

DUT: Dipole 2450 MHz; Type: D2450V2; Serial: D2450V2 - SN727

Communication System: CW; Frequency: 2450 MHz; Duty Cycle: 1:1

Medium: HSL U10 BB

Medium parameters used: $f = 2450$ MHz; $\sigma = 1.82$ mho/m; $\epsilon_r = 38$; $\rho = 1000$ kg/m³

Phantom section: Flat Section

Measurement Standard: DASY5 (IEEE/IEC)

DASY5 Configuration:

- Probe: ES3DV2 - SN3025; ConvF(4.4, 4.4, 4.4); Calibrated: 28.04.2008
- Sensor-Surface: 3mm (Mechanical Surface Detection)
- Electronics: DAE4 Sn601; Calibrated: 07.03.2009
- Phantom: Flat Phantom 5.0 (front); Type: QD000P50AA; Serial: 1001
- Measurement SW: DASY5, V5.0 Build 120; SEMCAD X Version 13.4 Build 45

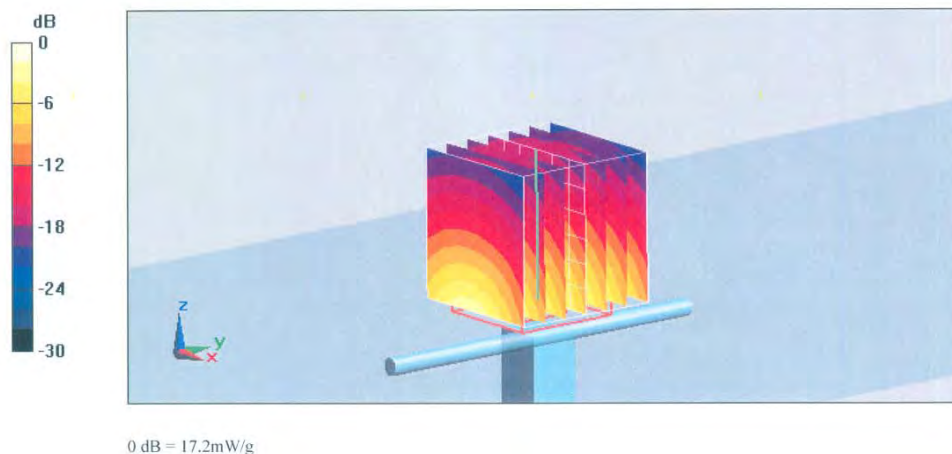
Pin = 250 mW; d = 10 mm/Zoom Scan (7x7x7)/Cube 0: Measurement grid: dx=5mm, dy=5mm, dz=5mm

Reference Value = 100.3 V/m; Power Drift = 0.036 dB

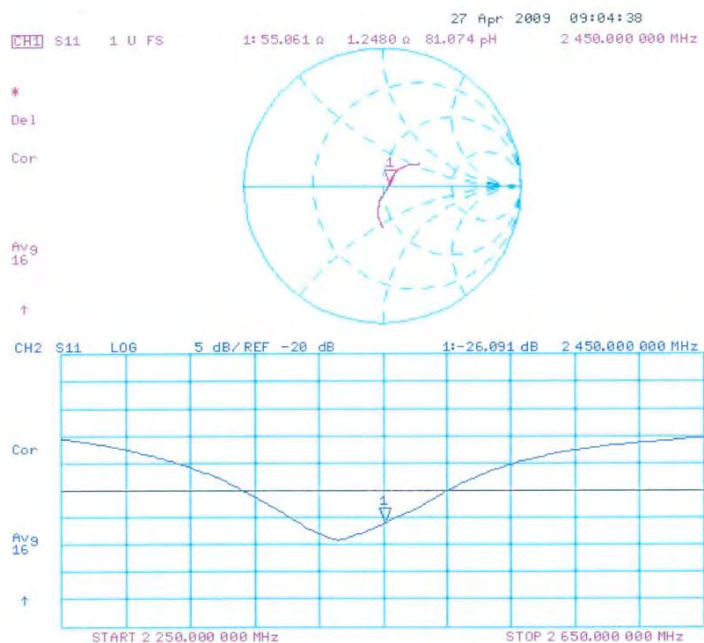
Peak SAR (extrapolated) = 28.3 W/kg

SAR(1 g) = 13.5 mW/g; SAR(10 g) = 6.28 mW/g

Maximum value of SAR (measured) = 17.2 mW/g



Impedance Measurement Plot for Head TSL



Unless otherwise stated the results shown in this test report refer only to the sample(s) tested and such sample(s) are retained for 90 days only. This test report cannot be reproduced, except in full, without prior written permission of the Company. 除非另有說明，此報告結果僅對測試之樣品負責，同時此樣品僅保留90天。本報告未經本公司書面許可，不可部份複製。

This document is issued by the Company subject to its General Conditions of Service (www.sgs.com/terms_and_conditions.htm) and Terms and Conditions for Electronic Documents (www.sgs.com/terms_e-document.htm). Attention is drawn to the limitations of liability, indemnification and jurisdictional issues established therein. Even if printed this electronic document is to be treated as an original within the meaning of UCP 600 article 20b. The authenticity of this document may be verified at www.sgsonsite.com/authentication. Any holder of this document is advised that information contained hereon reflects the Company's findings at the time of its intervention only and within the limits of client's instructions, if any. The Company's sole responsibility is to its Client and this document does not exonerate parties to a transaction from exercising all their rights and obligations under the transaction documents.

DASY5 Validation Report for Body TSL

Date/Time: 22.04.2009 13:12:14

Test Laboratory: SPEAG, Zurich, Switzerland

DUT: Dipole 2450 MHz; Type: D2450V2; Serial: D2450V2 - SN:727

Communication System: CW; Frequency: 2450 MHz; Duty Cycle: 1:1

Medium: MSL U10 BB

Medium parameters used: $f = 2450$ MHz; $\sigma = 1.98$ mho/m; $\epsilon_r = 54.4$; $\rho = 1000$ kg/m³

Phantom section: Flat Section

Measurement Standard: DASY5 (IEEE/IEC)

DASY5 Configuration:

- Probe: ES3DV2 - SN3025; ConvF(4.07, 4.07, 4.07); Calibrated: 28.04.2008
- Sensor-Surface: 3mm (Mechanical Surface Detection)
- Electronics: DAE4 Sn601; Calibrated: 07.03.2009
- Phantom: Flat Phantom 5.0 (back); Type: QD000P50AA; Serial: 1002
- Measurement SW: DASY5, V5.0 Build 120; SEMCAD X Version 13.4 Build 45


Pin = 250 mW; d = 10 mm/Zoom Scan (7x7x7)/Cube 0: Measurement grid: dx=5mm, dy=5mm, dz=5mm

Reference Value = 96.9 V/m; Power Drift = 0.031 dB

Peak SAR (extrapolated) = 26.5 W/kg

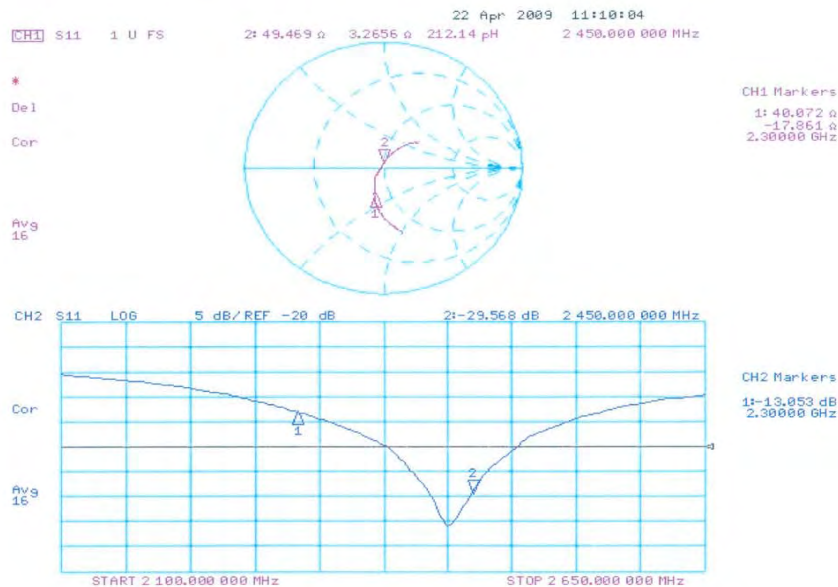
SAR(1 g) = 13.2 mW/g; SAR(10 g) = 6.18 mW/g

Maximum value of SAR (measured) = 17.3 mW/g



0 dB = 17.3mW/g

Impedance Measurement Plot for Body TSL

End of 1st part of report

Unless otherwise stated the results shown in this test report refer only to the sample(s) tested and such sample(s) are retained for 90 days only. This test report cannot be reproduced, except in full, without prior written permission of the Company. 除非另有說明，此報告結果僅對測試之樣品負責，同時此樣品僅保留90天。本報告未經本公司書面許可，不可部份複製。

This document is issued by the Company subject to its General Conditions of Service (www.sgs.com/terms_and_conditions.htm) and Terms and Conditions for Electronic Documents (www.sgs.com/terms_e-document.htm). Attention is drawn to the limitations of liability, indemnification and jurisdictional issues established therein. Even if printed this electronic document is to be treated as an original within the meaning of UCP 600 article 20b. The authenticity of this document may be verified at www.sgsonsite.com/authentication. Any holder of this document is advised that information contained hereon reflects the Company's findings at the time of its intervention only and within the limits of client's instructions, if any. The Company's sole responsibility is to its Client and this document does not exonerate parties to a transaction from exercising all their rights and obligations under the transaction documents.